

Cash for Containers quarterly report

3 January to 31 March 2012



Chief Executive foreword

I am pleased to present the first quarterly report of the Northern Territory's Cash for Containers scheme for the period 3 January to 31 March 2012.

The Territory Government is taking firm action and leading the fight against the Territory's litter problem through the Cash for Containers initiative to protect the Territory's unique and precious environment.

Cash for Containers is an important part of the Government's Territory 2030 Strategic Plan and Northern Territory Climate Change Policy. The aim of these policy initiatives is to help to reduce litter, increase recycling efforts, and help in achieving a reduction of waste going to the Territory's landfills by 50% by 2020.

The Territory is the first jurisdiction in Australia to commit to a Cash for Containers scheme since the South Australian Government introduced its legislation in 1975.

The scheme has been embraced by the Northern Territory community and I congratulate the thousands of Territorians who are engaging with the scheme. With nearly eight million containers having been presented to Collection Depots in the first quarter, support for the scheme is clearly evident.

Organisations like sporting clubs, community groups, schools and scouts are getting involved and using the scheme to fundraise for important local projects.

This includes students at Sacred Heart Catholic Primary School who are fundraising to support charities such as St Vincent de Paul and the Cancer Council.

Scouts from the Alawa Scout Group have been furiously fundraising to pay their way to the three-yearly jamboree. Along with mowing lawns and washing cars, Cash for Containers has played a big role in the scouts fundraising effort, with the Alawa Scout Group embracing the scheme and cashing in their containers regularly.

At the recent Fred's Pass show the Howard Springs Scouts collected 10,128 containers and raised more than \$1,000. This effort represents not just a great fundraising opportunity for the local scouts group but is an enormous volume of recyclable containers that are no longer going into landfill.

This type of effort has been duplicated at various local events that are getting involved in the Cash for Containers scheme. Local schools and communities are collecting containers to raise funds to assist with sending local students to sporting competitions.

AFL NT recently used the scheme to raise funds for the NT under 15 talent program. The AFL NT had a Mobile Reverse Vending Machine (RVM) at the ground where over 2,300 containers were processed. Great prizes were on offer and all proceeds went to the under 15 squad's upcoming trip to a Perth football carnival.

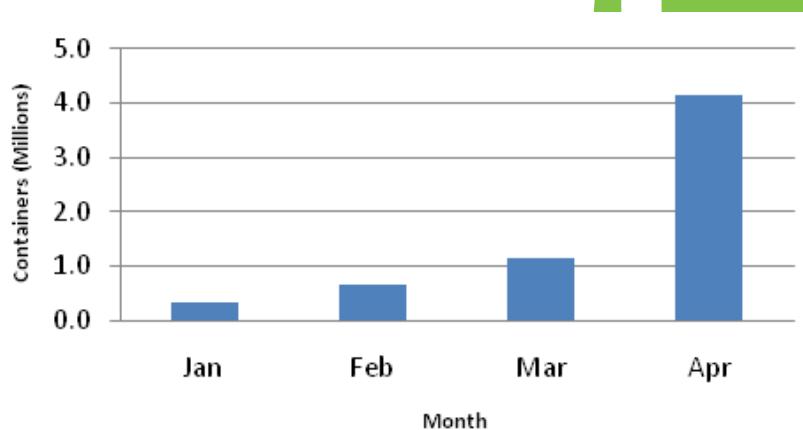
Depots across the Territory are reporting exponential growth in container redemptions each month as the scheme continues to mature.

Regional communities like Finke are getting onboard the Aputula community Collection Depot which is open for just one hour per day but the locals are already noticing a difference with an improvement in litter reduction around the community.

This growth is expected to continue over coming months as the scheme continues to expand into new areas including regional and remote areas with a number of new Collection Depots set to open in Tennant Creek, Elliot, Howard Springs, Millingimbi, and at Karama and Palmerston Shopping Centres. Additional mobile collection systems are also about to commence servicing a number of regional communities.

The second quarter report is due for release early August and the following graph highlights the growth that the scheme is already experiencing.

Container redemptions by month



This graph represents data from four Collection Depots operating across the first four months of 2012. The large increase in container numbers in April highlights the rapidly expanding use of the scheme across the Territory.

Jim Grant

Chief Executive

Department of Natural Resources, Environment, The Arts and Sport

Executive summary

The following key points can be highlighted in the January to March 2012 quarterly report on the Cash for Containers scheme:

- 31,596,443 approved containers have been sold into the NT;
- 21.9% return rate across all containers/material types;
- 7,952,502 containers were processed through Collection Depots;
- 25.17% redemption rate across all containers/material types;
- Approximately \$800,000 paid out in deposits.

Background

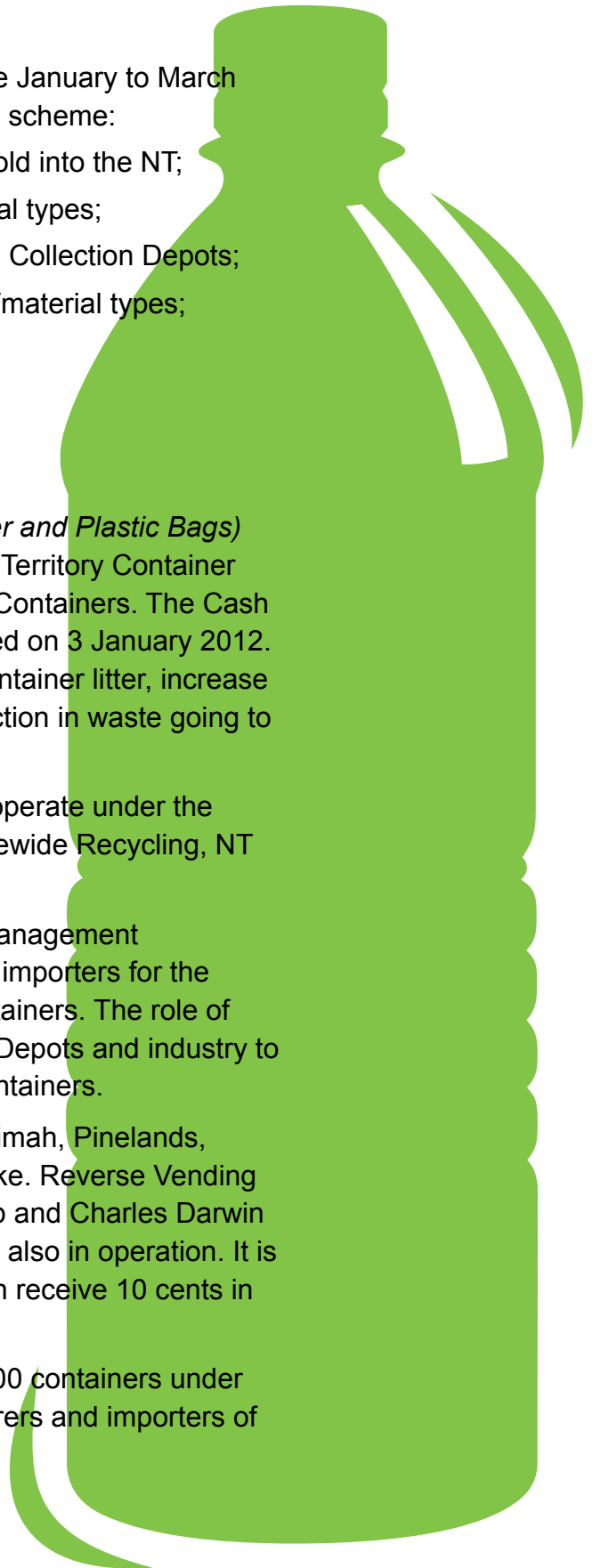
The *Environment Protection (Beverage Container and Plastic Bags) Act 2011 (NT)* (the Act) establishes the Northern Territory Container Deposit Scheme (CDS), referred to as Cash for Containers. The Cash for Containers components of the Act commenced on 3 January 2012. The aim of the scheme is to reduce beverage container litter, increase resource recovery and contribute to a 50% reduction in waste going to landfill in the Territory.

Five CDS Coordinators have been approved to operate under the scheme: NT Coordinators', Envirobank NT, Statewide Recycling, NT Recycling Services (NTRS) and Marine Stores.

CDS Coordinators are required to have waste management arrangements with beverage manufacturers and importers for the collection, sorting and aggregation of empty containers. The role of CDS Coordinators is to work with the Collection Depots and industry to recycle, reuse or appropriately dispose of the containers.

Collection Depots are currently operating in Berrimah, Pinelands, Katherine, Alice Springs, Tennant Creek and Finke. Reverse Vending Machines (RVM) are currently operating in Parap and Charles Darwin University and a mobile RVM Collection Depot is also in operation. It is at these Collection Depots where Territorians can receive 10 cents in return for each eligible approved container.

Supply Approvals have been issued for over 3,400 containers under the scheme representing around 150 manufacturers and importers of beverages who sell in the Northern Territory.



Introduction

CDS Coordinators and Collection Depots that are approved under the Act have a number of reporting requirements. Key to this is the provision of data to the Department of Natural Resources, Environment, The Arts and Sport (NRETAS) in a quarterly report.

There is a need to clarify some key definitions that will be used in this, and subsequent quarterly reports. Any reference to containers returned refers to the number of containers that have been returned to CDS Coordinators. Return rates refer to the total percentage of container numbers that have been returned to CDS Coordinators in relation to the total number of containers sold in the Territory.

Any reference to containers redeemed refers to the number of containers that have been delivered to CDS Collection Depots to receive a 10 cent refund per eligible container.



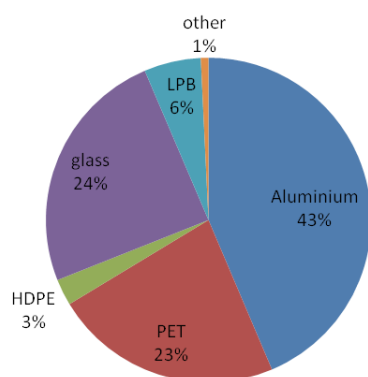
*Cash for Containers
is helping youth reach
their goals.*

Sales data and return rates

Based on information provided by CDS Coordinators, a total of 31,596,443 approved containers were sold in the NT this quarter. 6,921,093 were returned to CDS Coordinators with a combined return rate of 21.9% across all material types.

Figure 1 provides a graphical representation of beverage sales by material type.

Figure 1: Quarter 1 2012 - Beverage container sales by material type.



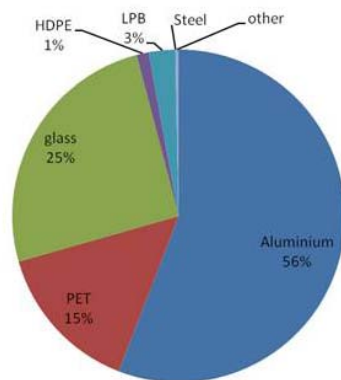
Collection Depot sorting containers for refund.

Containers redeemed at Collection Depots

A total of 7,952,502 containers were redeemed over the first quarter of the scheme's operation. These consisted of:


- 3,945,851 aluminium cans amounting to approximately 50 tonnes;
- 1,247,311 PET containers;
- 2,448,168 glass containers were redeemed amounting to over 450 tonnes of glass;
- 100,535 HDPE containers;
- 185,963 liquid paper board containers; and
- 24,674 other containers, including LPB, aseptic, plastic and steel containers.

Figure 2: Quarter 1 2012 - Collection Depot redemptions



The redemption of 7,952,502 containers to Collection Depots equates to almost \$800,000 in deposits paid out to members of the broader community who are participating in the scheme.

The redemption of 7,952,502 containers is equivalent to a redemption rate of 25.17% compared to total regulated container sales in the Northern Territory across all containers/material types.



Sales and redemption rates

Table 1: NT total container sales and redemption rates

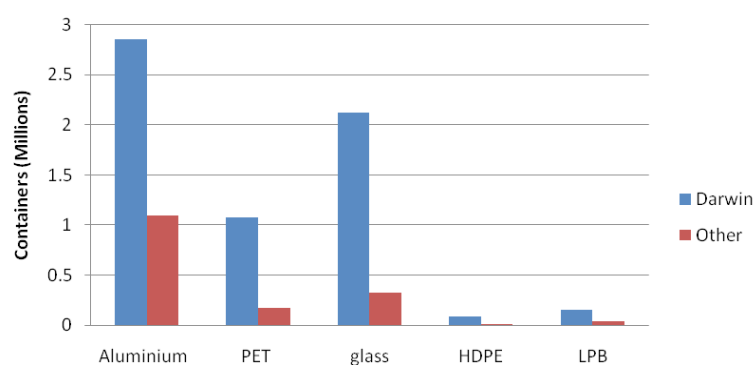
Container material	Total Containers Sold	Containers Redeemed to Collection Depots	Containers Redeemed % sales	Total Weight Returned (tonnes)
Aluminium	13,630,644	3,945,851	28.95	50.61
PET	7,450,900	1,247,311	16.74	25.58
HDPE	823,209	100,535	12.21	12.33
Glass	7,690,631	2,448,168	31.83	474.54
LPB	1,763,445	185,963	10.56	17.72
Other	237,614	24,674	10.38	3.93
Totals	31,596,443	7,952,502	25.17	584.71

Container redemptions by region

In the reporting period, collection depots were operating in the greater Darwin region, Katherine, Alice Springs, Tennant Creek and Finke. NRETAS has undertaken analyses of the container redemptions by region (Figure 4):

- In the Darwin region, including Palmerston and the northern suburbs, 6.31 million containers were redeemed; and
- Areas outside Darwin including Katherine, Alice Springs, Finke and Tennant Creek redeemed 1.64 million containers.

Figure 3: Quarter 1 2012 - Collection Depot redemptions by region



End fate of materials

Under the scheme, Collection Depots send the redeemed containers to the CDS Coordinators who then recycle or appropriately dispose of the aggregated materials.

CDS Coordinators are required to report on the end fate or destination of all Cash for Containers materials. In the January to March 2012 quarter the CDS Coordinators reported that the materials were sent or sold to a range of end use and destinations. Mostly the material was recycled through national or international recycling markets including New South Wales, South Australia and China.

Additional information

Variations in data between CDS Coordinators and Collection Depots exist as some Collection Depots have not yet returned all containers redeemed through the reporting period to CDS Coordinators.

The next quarterly report (April to June 2012) on Cash for Containers is due for release in early August 2012.



Cash for Containers can help raise money for schools and charities.