2020-21
Annual Report

Waste Discharge License 177-09

Document Details

Document Number:	NTR-ENV-WDL-2020-21-Annual Report
Version	00
Revision	A
Waste Discharge License	WDL177-09
Title:	WDL 2020-21 Annual Report
Issue date:	12 July 2021

The Annual Monitoring Report was prepared by:
Dr Bruce Blunden, BNat Res (Hons), MEng, PhD
Contract Environmental Compliance Manager
Northern Territory Resources Pty Ltd

Authorisation

Version	Author	Changes	Reviewed By	Approval Date	Approved By
00	Bruce Blunden	Annual Report	Yongmin (Frank) Jia	12 July 2021	Yongmin (Frank) Jia

Certification

I, Yongmin (Frank) Jia (Director), have reviewed this report and I confirm that to the best of my knowledge and ability all the information provided in the report is true and accurate.

Yongmin (Frank) Jia

14/07/2021

Date

EXECUTIVE SUMMARY

As part of the Waste Discharge Licence (WDL177-09), NTR is required to complete and provide to the Northern Territory Environmental Protection Agency (NT EPA) a Waste Discharge Licence Annual Monitoring Report. This report documents the Project site's environmental monitoring of the surface waters from 1 July 2020 to 30 June 2021 as per Condition 44 of WDL 177-09.

The Annual Monitoring Report has also been produced in adherence to the requirements set out in Northern Territory Environment Protection Authority Guideline for Reporting on Environmental Monitoring May 2016.

The Project is located 7 km northwest of Batchelor, approximately 105 km by road (Stuart Highway, Batchelor Road and Rum Jungle Road) south of Darwin in the Northern Territory. It is located to the north-east of Litchfield National Park and within the upper catchment of the Finniss River. To the immediate east, and upstream, of the site is the former Rum Jungle Mine, which contains former mine workings including flooded open pits and waste rock dumps/stockpiles.

The treatment process currently involves pumping the poor quality and/or contaminated water into a CCD, a thickener tank within the plant, where it is treated with a lime solution and a flocculent/coagulant. The lime raises the pH of the water which causes the metals to precipitate thereby decreasing bioavailable metal concentrations markedly. Flocculent/coagulants turn the precipitated metals into a sludge which is then thickened and pumped to the TSF. The treated water overflows from the thickener and is directed via the site drainage network to the Main Sediment Dam.

The current surface water management strategy aims at preventing the likelihood of poor quality water entering the Open Pit and Main Sediment Dam. Areas that generate poor quality water are currently isolated with bunds and pumps to facilitate treatment of the water prior to release to the Pre-Settlement Ponds. These ponds capture treated and clean site runoff waters and were constructed in 2011 to decrease flow velocity and increase time for particulates to settle out of the water column before overflowing into the Main Sediment Dam.

Water discharged from the Licensed Discharge Point at Site 5 was compliant with the trigger levels specified in the WDL177-09. It was routinely noted during the months where discharge occurred that water quality in the East Finniss River measured at Site GS200 and Site 1 was of substantially poor quality compared to water discharged from Site 5. There are no discernible trends evident from the monitoring data since 2018 apart from seasonal effects.

A large salt water crocodile took up residence in close proximity to GS200/Site 1 during March and April 2021. Sampling at GS200/Site 1 was suspended for safety reasons. NT Government Rangers subsequently set traps and caught/removed a 3 m crocodile in April 2021. Sampling at Site 1/GS200 resumed in May 2021.

Table of Contents

EXECUTIVE SUMMARY 0
1. Introduction 3
2. Monitoring objective 4
3. Monitoring method 4
3.1 Water Management Strategy and Receiving Environment 6
3.2 Surface Water Monitoring Program 7
3.3 Surface Water Sampling Procedure 10
Field measurements 10
Laboratory measurements 10
3.4 Surface Water Trigger Values 11
3.5 Quality control 11
Laboratory quality control 11
Field quality control 11
4. Results 13
Site 1 14
Site 2 15
Site 4 16
Site 5 18
Treat01 20
5. Quality Assurance 22
6. Discussion 22
7. Conclusions 23
8. References 23
Appendix A – field parameters for 1 July 2020 to 30 June 2021 25
Appendix B – laboratory results for 1 July 2020 to 30 June 2021 26
Appendix C- graphs of field and laboratory data by monitoring site 27
Appendix D – graphs of trend data for 1 July 2018 to 30 June 2021 28
Appendix E– QAQC calculations and results for 1 July 2020 to 30 June 2021 29
Appendix F – Chain of Custody documentation for 1 July 2020 to 30 June 2021 30
Appendix G – 2020/21 Monthly Discharge Reports 31

Tables

Table 1 WDL117-09 sampling schedule and trigger values 9
Table 2 Water treatment and discharge for 2020-21 13
Table 3 Site 1 water quality parameters basic statistics for 2020 to 2021 14
Table 4 Site 1 inorganics results basic statistics for 2020 to 2021 14
Table 5 Site 1 filtered metals results basic statistics for 2020 to 2021 15
Table 6 Site 2 water quality parameters basic statistics for 2020 to 2021 15
Table 7 Site 2 inorganics results basic statistics for 2020 to 2021 16
Table 8 Site 2 filtered metals results basic statistics for 2020 to 2021 16
Table 9 Site 4 water quality parameters basic statistics for 2020 to 2021 17
Table 10 Site 4 inorganics results basic statistics for 2020 to 2021 17
Table 11 Site 4 filtered metals results basic statistics for 2020 to 2021 17
Table 12 Site 5 water quality parameters basic statistics for 2020 to 2021 18
Table 13 Site 5 inorganics results basic statistics for 2020 to 2021 20
Table 14 Site 5 filtered metals results basic statistics for 2020 to 2021 20
Table 15 Site Treat01 water quality parameters basic statistics for 2020 to 2021 21
Table 16 Site Treat01 inorganics results basic statistics for 2020 to 2021 21
Table 17 Site Treat01 filtered metals results basic statistics for 2020 to 2021 22

Figures

Figure 1: Location of project area 3
Figure 2 Site layout and surface water sampling sites (DAMOUT1=Site 2) 5
Figure 3 pH and EC from Site 5 19

1. INTRODUCTION

As part of the Waste Discharge Licence (WDL177-09), NTR is required to complete and provide to the Northern Territory Environmental Protection Agency (NT EPA) a Waste Discharge Licence Annual Monitoring Report. This report documents the Project site's environmental monitoring of the surface waters from 1 July 2020 to 30 June 2021.

The Report has also been produced in adherence to the requirements set out in Northern Territory Environment Protection Authority Guideline for Reporting on Environmental Monitoring May 2016.

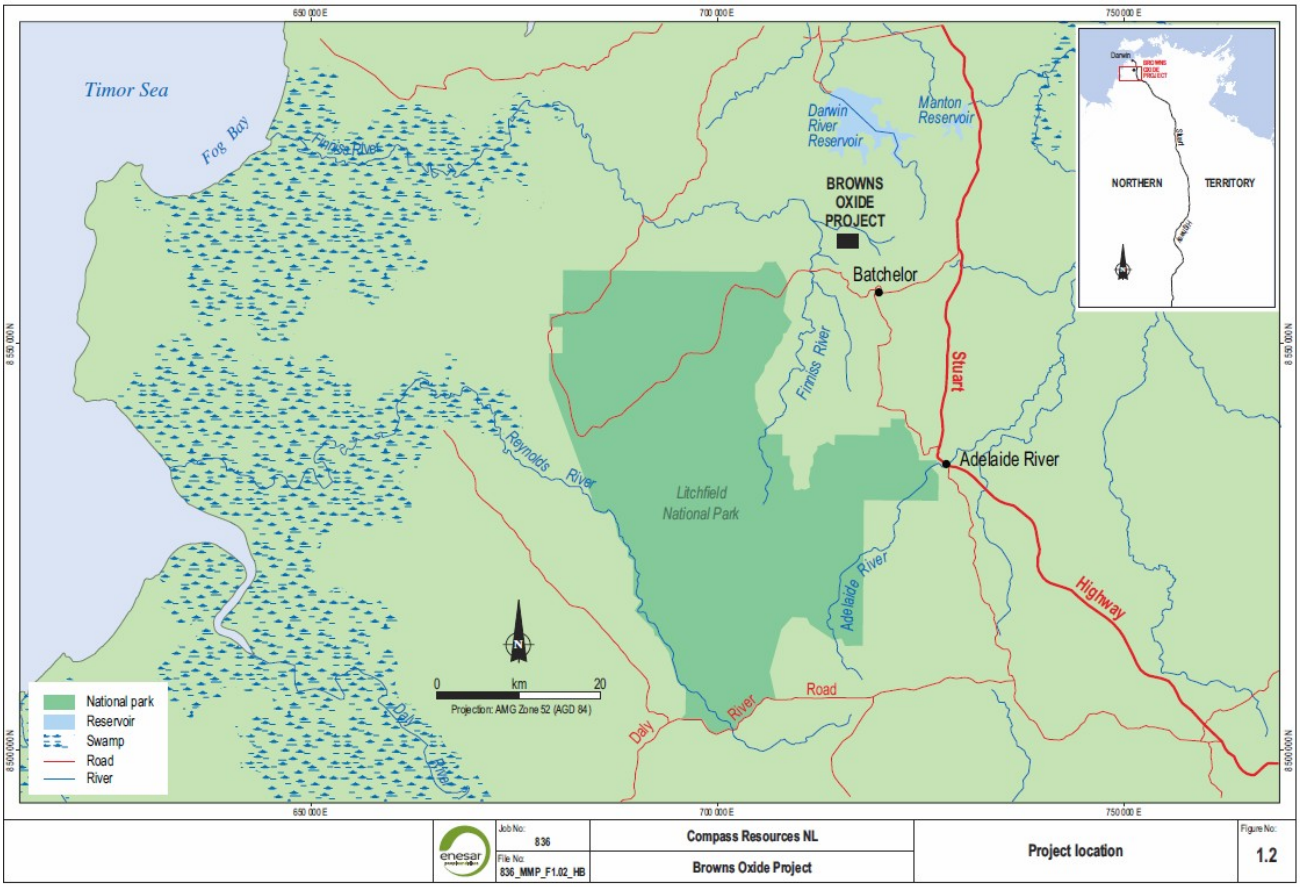

Figure 1: Location of project area

2. MONITORING OBJECTIVE

The objective of the water quality monitoring undertaken is to ensure compliance with Waste Discharge License (WDL) 177-09 that was granted on 21 December 2020. Prior to that date, NTR operated in accordance with WDL177-08, noting that the trigger values and monitoring requirements remain largely unchanged. All 2020/21 wet season discharge took place in accordance with WDL177-09.

Specific monitoring requirements within WDL177-09 are specified on Conditions 27 – 34 and Appendix 2.

3. MONITORING METHOD

A map of the Brown Site showing WDL177-09 water quality monitoring locations is shown in Figure 2 as well as Appendix 1 of the WDL177-09.

Figure 2 Site layout and surface water sampling sites (DAMOUT1=Site 2)

3.1 Water Management Strategy and Receiving Environment

The site entered a care and maintenance phase in January 2009 following operational activities from July 2007. Water management infrastructure was generally built during and immediately following the site entering care and maintenance. Water at the site is managed using the following mechanisms:

Storm water drainage systems comprising drains and diversion and containment bunds with sumps, pipes and pumps to facilitate pumping contaminated storm water for treatment and discharge to the Main Sediment Dam.

The Browns Project site has a small network of open and underground drains, bunded containment areas and concrete sumps to collect contact water. This contact water is pumped from the containment areas to the water treatment circuit (or 'WTP') within the plant facility. Contact water is captured and pumped to the feed pump box in the WTP. The pipe configuration allows for the feed water input lines to be operated individually or at the same time depending on site requirements. The pit water only slightly exceeds the WDL trigger values and is used as the main feed source to the WTP and is used to blend the stockpile contact water.

Feed water enters the treatment system via Tank #1 and then flows by gravity through Tank #3, Tank #5 and then Tank #7. These three tanks have agitators in place to facilitate the circulation of the lime through the water column. Flocculant is introduced into Tank #7 via a distribution pipeline at a constant flow rate. The flocculant aggregates the precipitated metal particles while gently agitating the water to keep the particles in suspension. This water is then gravity fed into CCD1 and LTT Tanks concurrently. These tanks provide no agitation. This enables the metal precipitate to settle to the bottom of the tanks where it collects as a metal precipitate slurry.

Treated water flows over the launders at the top of the tanks where it collects in each of the respective overflow tanks. From these overflow tanks the water is then pumped to the CCD2 Tank. This tank represents the 'clean' (treated) water which is then piped via the underflow pump to the Pre-Settlement Ponds within the Sediment Dam facility. There is a water quality sampling point (TREAT1) under CCD2 Tank. This sampling point is a WDL 177-09 monitoring site.

Water released from the Pre-Settlement Ponds meanders through a series of vegetated ponds connected via vegetated channels that facilitate the natural filtration of the water. Water from the Sediment Dam is discharged by a valve-controlled pipeline to a naturally-vegetated wetland area that also receives unimpacted flows from Middlebrook Creek. The compliance point (SITE5) for WDL177-09 is about 200 m downstream of the wetland near the fence line that separates the Browns Site from the former Rum Jungle mine site.

The current surface water management strategy aims at preventing the likelihood of poor quality water entering the Open Pit and Main Sediment Dam. Areas that generate poor quality water are currently isolated with bunds and pumps to facilitate treatment of the water prior to release to the Pre- Settlement Ponds. These ponds capture treated and clean site runoff waters and were constructed in 2011 to decrease flow velocity and increase time for particulates to settle out of the water column before overflowing into the Main Sediment Dam.

The open pit is located in the northeast corner of the project area and was bunded in 2010 to prevent contaminated water from the stockpiles from entering the Mine Pit. The eastern wall was also heightened in 2011 following the flooding of the pit by overflow from the East Finniss River during Cyclone Carlos.

Historically, the water level in the open pit was held at a level between 55 and 60 m AHD. Assessments in 2011 indicated that the water level in the oxide open pit should be maintained at a level not higher than 55.8 m AHD (at a level slightly below the bed of the East Finniss River) to inhibit seepage from the pit. Water is currently actively managed via pumping to the CCDs for treatment before being discharged to the Main Sediment Dam.

The water quality entering and leaving the Main Sediment Dam is currently monitored regularly in accordance with the schedule specified in WDL177-09. Water quality in the Main Sediment Dam must be of sufficient quality so that water at WDL Site 5 can meet the trigger values listed in WDL 177-09 (Table 1). Management actions are to be undertaken if the water quality at WDL Site 5 exceed the trigger values listed.

The Main Sediment Dam has a siphon installed which is utilised to discharge water from storage when the flows within the East Finniss River are above 1.5 m at GS8501200.

3.2 Surface Water Monitoring Program

Current monitoring locations are in accordance with the current Waste Discharge Licence 177-09. Sample frequency and water quality monitoring parameters at the WDL locations (WDL Sites 1, 2, 4, 5 and Treat01) are stipulated as part of the WDL.

Figure 2 illustrates the locations, which were stipulated in Appendix 1 of Waste Discharge Licence (WDL177-09), for surface water sample collection points. There are five surface water collection locations.

- Site 1 is upstream of the discharge point from the Browns Project Site on the East Finniss River and the location was stipulated by Waste Discharge Licence (WDL177-09) conditions. This point represents the receiving water body and allows the comparison of water quality of the treated storm water to the receiving water quality. This site is not influenced by the activities of the Browns Project.
- Site 2 is in the sediment dam (see Damout1 on Figure 2). This dam captures treated storm water and is discharged to the East Finniss River as per Waste Discharge Licence (WDL177-09) conditions.
- Site 4 is Middlebrook Creek which is upstream of discharge point and originates offsite. This creek runs on to site.
- Site 5 is the authorised discharge point in the Waste Discharge Licence (WDL177-09) and is the location Site 4 (Middlebrook Creek) exits the site after mixing with project discharge water and flows into the East Finniss River.
- Treat01 is the point located in the Water Treatment Plant immediately after the water comes out of the Plant. This water is pumped from the Water Treatment Plant to Site 2.

In addition, GS200 is monitored downstream of Site 5 to facilitate hardness corrections for determination of Site 5 compliance for filtered metals.

The receiving environment of the discharge water is downstream of a contaminated legacy mine site, the former Rum Jungle mine. This site was a copper and uranium mine with several open pits and also contained a number of other associated metals. The mine was operational during the 1950's and 1960's and was closed with minimal rehabilitation leading to major environmental problems that exist today.

There are a total of five surface water monitoring locations which will be utilised across the Project area for the current licence. Sampling locations will only be sampled when they are flowing. The locations and sampling frequencies and, water quality monitoring parameters are detailed in Table 1 and their locations are displayed Figure 2.

Table 1 WDL117-09 sampling schedule and trigger values

Site Code				**Site 1**	**Site 2**	**Site 4**	**Site 5**	**Treat01**	
Parameter	Abbr.	Unit	Analysis	Monitoring Frequency					Trigger Values1
Field Measurements									
Water Level		m	In Situ	W	W	W	D	W	N/A
pH	pH	pH							6.5-8.5
Electrical Conductivity	C	µS/cm							700[2]
Dissolved Oxygen	DO	% sat.							N/A
Turbidity	NTU	NTU							ND
Temperature	T	C							N/A
Dissolved Metals									
Aluminium	Al	µg/L	Filtered (0.45 um)	W	W	W	W	W	150
Cadmium	Cd								0.8
Chromium	Cr								40[4]
Cu	Co								13
Copper	Cu								2.5
Iron	Fe								ND
Lead	Pb								9.4
Manganese	Mn								3600
Nickel	Ni								17[4]
Uranium	U								ND
Zinc	Zn								31[4]
Major Chemistry									
Total Suspended Solids	TSS	mg/L	Filtered (0.45 um)	W	W	W	W	W	ND
Carbonate	CO3								ND
Hardness	CaCO3								ND
Bicarbonate	HCO3								ND
Calcium	Ca								ND
Magnesium	Mg								ND
Potassium	K								ND
Sodium	Na								ND
Chloride	Cl								ND
Sulfate	SO4								ND

Table 1 Key:

D = Daily during months of discharge and at least once per discharge event.

W = Weekly during months of discharge and at least once per discharge event.

[1] Trigger Values for dissolved metals are default ANZECC values at 80% species level protection and are to be applied to discharge water at the Compliance Point (Site 5) only.

[2] Trigger Values for EC is the average concentration of EC at Site 1, derived using data from the 2016/17 and 2017/18 Wet Seasons.

[4] Trigger Values may be modified to account for hardness, on a per sample basis, as measured at GS8150200 and in accordance with the ANZECC 2000 Guidelines.

[5] All filtered samples must retain a total sample – the total sample can be used to confirm an exceedance of a filtered sample in the lab

N/A – Not Applicable

ND – Not Determined

A flow meter installed at DAMOUT1 measures the volume of water discharged via Site 5. The total volume of water discharged during 2020/21 was 586ML.

3.3 Surface Water Sampling Procedure

Field measurements

Surface water monitoring is to be undertaken in accordance with the following:

- Complete surface water quality sheet for location.
- Measure water quality parameters using calibrated probes

Record field water quality parameters by either suspending the water quality meter within the water body or collecting a sample and placing into a bucket for measurements to be taken.

Laboratory measurements

Surface water monitoring is to be undertaken in accordance with the following:

1. Complete surface water quality sheet for location.
2. Collect sample using appropriate lab supplied bottles

3. Grab Sample

Rinse long arm sampler container in the water body to be sampled three times. Place long arm sampler directly into water body, open end vertically down and fill with an arc motion with the bottle mouth facing upstream. Take care to avoid collecting surface films. For waters less than half a metre in depth, collect a grab sample at half the water depth. For waters greater than half a metre in depth, a grab sample should be taken at 20 to 30 cm below the surface water.

A total metals sample (not filtered) and a dissolved metal sample should be collected. The dissolved metal sample required field filtration through a disposable 0.45 µm filter.

4. Waste Disposal

Excess surface water is to be returned to ground and all disposable sampling equipment used should be stored for disposal at the site office including filters.

5. Electronic Transfer

All water quality results, duplicate locations and Chain of Custody (CoC) are to be scanned and kept on file. All data, both field and laboratory, is to be entered into ESdat for storage and retrieval.

3.4 Surface Water Trigger Values

The assessment guideline values adopted from the Project are adopted from default ANZECC/ ARMCANZ 2000 freshwater trigger values for 80% aquatic ecosystem protection. The trigger values are to be applied at WDL Site 5 as per the WDL 177-09. Trigger Values may be modified to account for hardness, on a per sample basis, as measured at GS8150200 and in accordance with the ANZECC 2000 Guidelines – see Table 3.4.3. The calculated Hardness Modified Triger Levels for Site 5 are provided in Appendix B.

3.5 Quality control

Laboratory quality control

Samples are analysed at a NATA accredited laboratory - Eurofins. The laboratory quality assurance processes include reagent blanks, matrix spikes, internal standards and surrogate spikes.

Field quality control

The QC program is to be undertaken in accordance with the general relevant requirements set out in the Australian Standard AS4482.1 (2005). QC samples provide information that discounts or potentially identifies any errors due to possible sources of cross contamination, inconsistencies in sampling and analytical techniques used. The QC program to be completed includes a split duplicate.

Field quality control procedures will include the collection and analysis of the following:

- Blind field duplicates (BFDs): Comprise a single sample that is divided into two separate sampling containers. Both samples are sent anonymously to the primary Project laboratory. Blind duplicates provide an indication of the analytical precision of the laboratory, but are inherently influenced by other factors such as sampling techniques and sample media heterogeneity.

4. RESULTS

All water quality monitoring results are provided in:

- Appendix A – field parameters for 1 July 2020 to 30 June 2021
- Appendix B – laboratory results for 1 July 2020 to 30 June 2021
- Appendix C- graphs of field and laboratory data by monitoring site
- Appendix D – graphs of data for 1 July 2018 to 30 June 2021
- Attached excel files

Table 2 shows the volume of treatment on site and discharge from DAMOUT1 (Site 2) during 2020-21.

Table 2 Water treatment and discharge for 2020-21

Month	Water Treated (m^3)	Water Discharged (m^3)
Jul-20	7,4720	0
Aug-20	6,074	0
Sep-20	5,368	0
Oct-20	28,086	0
Nov-20	24,478	0
Dec-20	81,885	0
Jan-21	83,558	105,584
Feb-21	136,250	184,150
Mar-21	164,511	296,908
Apr-21	80,889	0
May-21	0	0
Jun-21	39,744	0
Total	725,563	586,642

Note that a large salt water crocodile was observed in the East Finnis River on 18 March 2021. Sampling at Site 1 and GS200 was subsequently suspended for safety reasons. NTR advised the NT EPA of this on 19 March 2021 and submitted a non-compliance notification on 30 March 2021. A large salt water crocodile (approx. 3 m long) was caught on 10 April 2021 near Site 1. NT Government Crocodile Rangers removed the crocodile from site. Upon the advice of NT Government Crocodile Rangers, the traps were reset for a three week period to determine if any further crocodiles were present. A small freshwater crocodile was caught in the trap during the week commencing 19 April 2021, which the Rangers advised was an indictor that salt water crocodiles were unlikely to be present. The traps were re-checked (no crocodiles were caught) and removed on 29 April 2021 by NT Government Crocodile Rangers. Sampling at Site 1 and GS200 resumed in accordance with the requirements of WDL177-09 in May 2021.

Site 1

Appendix A show Site 1 water quality parameters pH, conductivity, temperature, dissolved oxygen, redox potential and turbidity. The data Table 3 below illustrates the minimum, maximum, average and standard deviation of the data from July 2020 to June 2021. As with the previous site there is a small dilution effect from the wet season.

The site is downstream of where the Rum Jungle contamination enters the East branch of the Finniss River. Appendix C graphs the data and shows that average pH is low for a natural site and conductivity is high. Average Turbidity is also high. This site is slightly downstream of the confluence of where contaminated AMD waters flow into the river from Rum Jungle.

Table 3 Site 1 water quality parameters basic statistics for 2020 to 2021

Site 1	Temperature (Field)	DO (Field)	Redox Potential (Field)	DO % Saturation (Field)	Electrical Conductivity (field)	pH (Field)	Turbidity (Lab)
	oC	mg/L	mV	%	µS/cm	-	NTU
Min	18.2	2.7	102.0	33.0	3.2	3.1	2.9
Max	32.5	6.9	485.0	90.2	1599.0	8.4	30.0
Average	27.5	3.7	208.6	46.5	240.9	6.5	10.3
StDev	3.0	0.9	91.0	11.5	358.7	1.2	9.1

Table 4 and Table 5 (from Appendix B) show the min, max, average and standard deviation of the inorganic data and the metal data for Site 1 respectively. Both data sets show elevated readings for SO_4 and $CaCO_3$ for the organics, and elevated results for Pb, Al, Cd, Ca, Co, Fe, Mn, Mg, Ni, K and Zn. These elevated results would be a result of the Acid Mine Drainage (AMD) that is present at the Rum Jungle site and the mobilisation of these metals through the AMD. These results are at their highest during first flush events which is associated with the early wet season.

Table 4 Site 1 inorganics results basic statistics for 2020 to 2021

Site 1	Chloride	Sodium	Sulphate	Hardness as CaCO3	Total Suspended Solids (Lab)
Minimum	1.1	0.7	11.0	10.0	1.2
Maximum	55.0	15.0	3500.0	4300.0	50.0
Average	11.8	3.8	425.4	447.1	10.9
StDev	14.2	2.8	911.1	990.9	12.7

Table 5 Site 1 filtered metals results basic statistics for 2020 to 2021

Site 1	Aluminium (filtered)	Cadmium (filtered)	Calcium	Chromium (III+VI) (filtered)	Cobalt (filtered)	Copper (filtered)	Iron (filtered)	Lead (filtered)	Magnesium	Manganese (filtered)	Nickel (filtered)	Potassium	Uranium (filtered)	Zinc (filtered)
Minimum	0.050	0.000	1.000	0.000	0.007	0.015	0.060	0.001	1.900	0.031	0.008	0.500	6.000	0.007
Maximum	29.000	0.032	290.000	0.000	17.000	10.000	37.000	0.047	860.000	28.000	14.000	3.000	320.000	34.000
Average	3.656	0.009	35.780	0.000	1.669	0.934	6.931	0.015	87.600	3.045	1.376	1.157	124.167	2.913
StDev	8.323	0.012	72.491	0.000	4.259	2.503	11.986	0.022	196.230	7.367	3.500	0.655	124.647	8.255

Site 2

Appendix A show Site 2 water quality parameters pH, conductivity, temperature, dissolved oxygen, redox potential and turbidity. The data in Table 6 below illustrates theminimum, maximum, average and standard deviation of the data from July 2020 to June 2021. Appendix C graphs the data and shows that average pH is within a normal range and conductivity is also within a normal range. Average Turbidity is within normal ranges. This site is the receiver of treated water from the Browns Water Treatment Plant and the water quality is reasonable prior to its discharge from Site 5.

Table 6 Site 2 water quality parameters basic statistics for 2020 to 2021

Site 2	Temperature (Field)	DO (Field)	Redox Potential (Field)	DO % Saturation (Field)	Electrical Conductivity (field)	pH (Field)	Turbidity (Lab)
	oC	mg/L	mV	%	µS/cm	-	NTU
Min	21.3	1.9	60.9	25.0	229.1	6.8	0.8
Max	33.4	293.0	237.7	106.2	757.0	8.5	16.3
Average	29.4	9.9	161.4	46.8	477.7	7.7	3.8
StDev	2.7	42.7	37.4	18.4	173.9	0.4	3.1

Table 7 and Table 8 (from Appendix B) show the min, max, average and standard deviation of the inorganic data and the metal data for Site 2 respectively. Both data sets show results that are within acceptable limits for all the parameters that are analysed. Most metal data are low, indicating that the main sediment dam is not storing potentially polluted water that could, in a major wet weather overflow, be discharged from the site.

Table 7 Site 2 inorganics results basic statistics for 2020 to 2021

Site 2	Chloride	Sodium	Sulphate	Hardness as CaCO3	Total Suspended Solids (Lab)
	mg/L	mg/L	mg/L	mg/L	mg/L
Min	2.3	2.0	75.0	79.0	1.0
Max	52.0	8.8	250.0	290.0	32.0
Avg	9.1	4.7	132.6	161.3	4.9
Stdev	9.9	1.8	53.6	52.2	7.5

Table 8 Site 2 filtered metals results basic statistics for 2020 to 2021

Site 2	Aluminium (filtered)	Cadmium (filtered)	Calcium	Chromium (III+VI) (filtered)	Cobalt (filtered)	Copper (filtered)	Iron (filtered)	Lead (filtered)	Magnesium	Manganese (filtered)	Nickel (filtered)	Potassium	Uranium (filtered)	Zinc (filtered)
	mg/L	mg/L	mg/L	mg/L	mg/L	mg/L	mg/L	mg/L	mg/L	mg/L	mg/L	mg/L	µg/L	mg/L
Min	0.000	0.000	11.000	0.002	0.001	0.004	0.060	0.003	12.000	0.005	0.004	0.600	0.000	0.005
Max	0.000	0.000	41.000	0.002	0.016	0.018	0.060	0.008	45.000	0.370	0.030	2.200	0.000	0.029
Avg	0.000	0.000	23.267	0.002	0.005	0.008	0.060	0.006	24.967	0.082	0.012	1.052	0.000	0.016
Stdev	0.000	0.000	8.120	0.000	0.004	0.003	0.000	0.004	8.704	0.093	0.007	0.434	0.000	0.006

Site 4

Appendix A show Site 4 water quality parameters pH, conductivity, temperature, dissolved oxygen, redox potential and turbidity. The data shown in Table 9 below illustrates the minimum, maximum, average and standard deviation of the data from July 2020 to June 2021. Appendix A shows that average pH is within a normal range and conductivity is also within a normal range. Average Turbidity is within normal ranges. This site is a natural ephemeral creek that enters the mine site from the East and exits feeding the wet land area and into the East branch of the Finniss River downstream of the Rum Jungle affected Site 1. It is unaffected by Browns Project during its transit through the site. The site is generally dry in the dry season and no sampling occurs in that period.

Table 9 Site 4 water quality parameters basic statistics for 2020 to 2021

Site 4	Temperature (Field)	DO (Field)	Redox Potential (Field)	DO % Saturation (Field)	Electrical Conductivity (field)	pH (Field)	Turbidity (Lab)
	oC	mg/L	mV	%	µS/cm	-	NTU
Min	21.2	1.6	95.5	19.3	2.3	6.0	2.4
Max	33.1	4.4	222.0	57.3	44.0	8.3	26.2
Average	28.5	3.2	168.3	42.3	22.7	7.0	4.9
StDev	2.5	0.8	33.9	10.4	8.1	0.7	4.7

Table 10 and Table 11 (from Appendix B) show the min, max, average and standard deviation of the inorganic data and the metal data for Site 4 respectively. Both data sets show results that are within acceptable limits for all the parameters that are analysed. Most metal data are low, with some elevated readings due to natural first flush cycles.

Table 10 Site 4 inorganics results basic statistics for 2020 to 2021

Site 4	Chloride	Sodium	Sulphate	Hardness as CaCO3	Total Suspended Solids (Lab)
	mg/L	mg/L	mg/L	mg/L	mg/L
Min	1.0	0.5	2.3	5.0	1.0
Max	56.0	5.4	43.0	28.0	7.6
Avg	13.2	2.0	17.2	10.2	2.8
Stdev	16.5	0.9	14.1	7.0	1.5

Table 11 Site 4 filtered metals results basic statistics for 2020 to 2021

Site 4	Aluminium (filtered)	Cadmium (filtered)	Calcium	Chromium (III+VI) (filtered)	Cobalt (filtered)	Copper (filtered)	Iron (filtered)	Lead (filtered)	Magnesium	Manganese (filtered)	Nickel (filtered)	Potassium	Uranium (filtered)	Zinc (filtered)
	mg/L	mg/L	mg/L	mg/L	mg/L	mg/L	mg/L	mg/L	mg/L	mg/L	mg/L	mg/L	mg/L	mg/L
Min	0.050	0.000	0.500	0.001	0.001	0.001	0.050	0.001	0.500	0.005	0.001	0.500	0.005	0.005
Max	0.230	0.000	8.400	0.001	0.002	0.007	0.310	0.002	1.800	0.030	0.001	2.400	0.011	0.007
Avg	0.095	0.000	2.063	0.001	0.001	0.002	0.105	0.002	0.923	0.008	0.001	0.879	0.008	0.006
Stdev	0.061	0.000	2.733	0.000	0.001	0.002	0.059	0.001	0.422	0.006	0.000	0.466	0.002	0.001

Site 5

Appendix A show Site 5 water quality parameters pH, conductivity, temperature, dissolved oxygen, redox potential and turbidity. The data Table 12 below illustrates the minimum, maximum, average and standard deviation of the data from July 2020 to June 2021. Appendix A shows that average pH is within a normal range and conductivity is also within a normal range. Average Turbidity is within normal ranges. This site is the compliance point for the Water Discharge Licence (WDL 177-08) and all exceedances have been recorded and reported as per the monthly reports to NTEPA Appendix G.

Table 12 Site 5 water quality parameters basic statistics for 2020 to 2021

Site 5	Temperature (Field)	DO (Field)	Redox Potential (Field)	DO % Saturation (Field)	Electrical Conductivity (Field)	pH (Field)	Turbidity (Lab)
	oC	mg/L	mV	%	µS/cm	-	NTU
Min	18.0	0.9	73.0	11.7	37.4	5.5	1.2
Max	31.1	207.0	380.0	80.8	1016.0	7.9	55.9
Average	26.6	4.2	177.3	30.3	183.2	7.0	5.2
StDev	2.3	19.2	53.6	9.6	153.9	0.3	7.7

Figure 3 shows pH and EC at Site 5 during the reporting period. During the periods where discharge was occurring, pH and EC complied with the WDL discharge trigger values. Five instances of low pH were measured, however these all occurred during no discharge periods. Similarly, two instances of EC above the trigger levels were measured in December 2020 before the commencement of discharge. The end of the dry season / early wet season is often characterised by low pH/high EC water quality at Sites 1, 5, and GS200, which reflect low dilution in the River. The low pH (6.18) measured on 26 February 2021 may be a field data sheet recording error. It is likely that the pH should have been pH 6.81 which would be consistent with pH data measured during adjacent days.

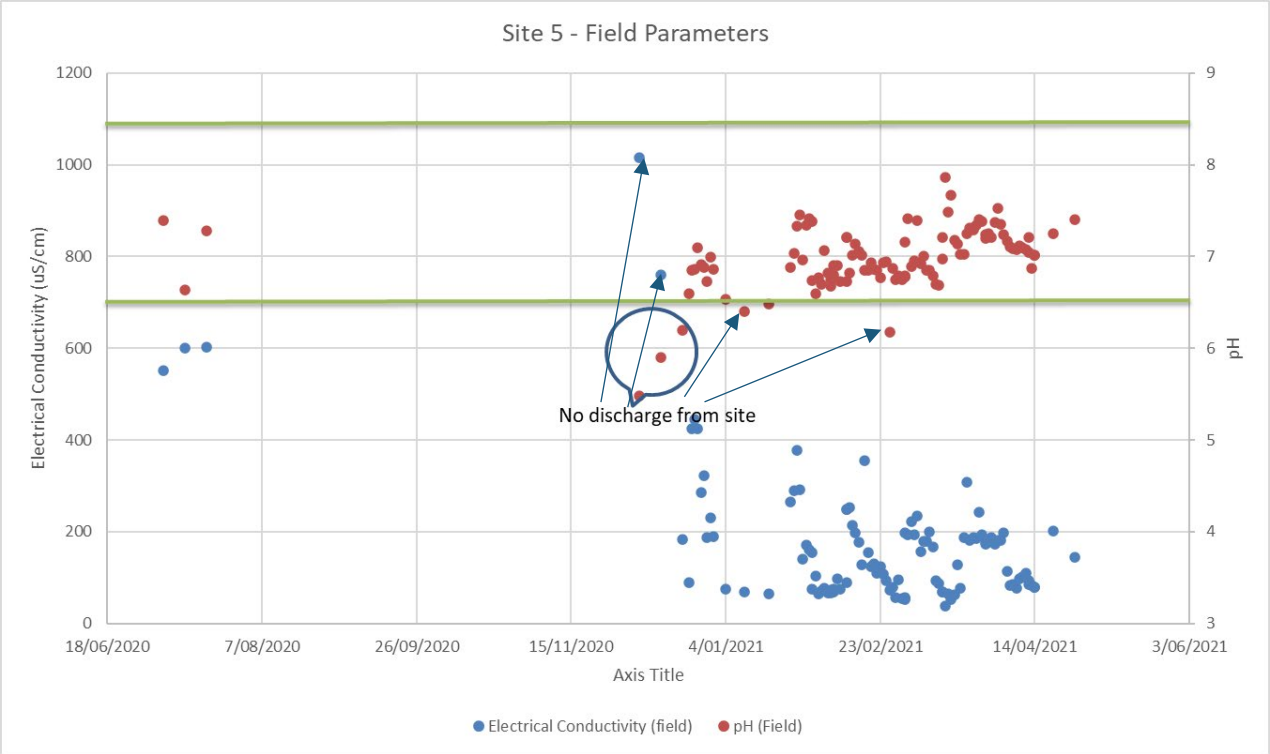

Figure 3 pH and EC from Site 5

Table 13 and Table 14 (from Appendix B and Appendix E) show the min, max, average and standard deviation of the inorganic data and the metal data for Site 5 respectively. The inorganic data show an acceptable average. The monthly reports to NTEPA in Appendix B and Appendix G calculate the Hardness Modified Trigger Levels for discharge at Site 5. The Hardness Modified Trigger Levels are generally higher than the standard trigger levels specified in the WDL (due to hardness > 30 mg/L in the River). During periods of discharge, the Hardness Modified trigger Levels or the 3 x Trigger Levels values were not exceeded. The Hardness Modified Trigger Levels were determined by measured Hardness at GS200 and applied to the metals concentrations at Site 5 for samples taken on the same day.

Table 13 Site 5 inorganics results basic statistics for 2020 to 2021

Site 5	Chloride	Sodium	Sulphate	Hardness as CaCO3	Total Suspended Solids (Lab)
	mg/L	mg/L	mg/L	mg/L	mg/L
Min	1.0	0.6	6.0	11.0	1.0
Max	61.0	24.0	200.0	270.0	12.0
Avg	11.4	5.5	53.5	68.9	3.7
Stdev	13.5	5.6	54.1	66.9	2.5

Table 14 Site 5 filtered metals results basic statistics for 2020 to 2021

Site 5	Aluminium (filtered)	Cadmium (filtered)	Calcium	Chromium (III+VI) (filtered)	Cobalt (filtered)	Copper (filtered)	Iron (filtered)	Lead (filtered)	Magnesium	Manganese (filtered)	Nickel (filtered)	Potassium	Uranium (filtered)	Zinc (filtered)
	mg/L	mg/L	mg/L	mg/L	mg/L	mg/L	mg/L	mg/L	mg/L	mg/L	mg/L	mg/L	µg/L	mg/L
Min	0.1	0.0	1.0	0.0	0.0	0.0	0.1	0.0	2.0	0.0	0.0	0.5	0.0	0.0
Max	0.070	0.000	48.000	0.003	0.017	0.083	0.510	0.002	38.000	0.4	0.062	4.900	0.000	0.078
Avg	0.065	0.000	10.925	0.002	0.003	0.006	0.181	0.001	10.679	0.1	0.004	1.050	0.000	0.007
Stdev	0.007	0.000	11.745	0.001	0.003	0.010	0.096	0.001	9.344	0.1	0.232	0.007	0.000	0.013

An elevated spike of metals was measured on 3 March 2021 at Site 5 (although no discharge was occurring at that time). Similar concentrations of elevated metals were measured at Site 1 and GS200 on the same day, possibly indicating that a slug of contaminated water was released from upstream at that time.

Treat01

Appendix A show Treat01 water quality parameters pH, conductivity, temperature, dissolved oxygen, redox potential and turbidity. Table 15 below illustrates the minimum, maximum, average and standard deviation of the data from July 2020 to June 2021. Appendix A shows that average pH is high because of the water treatment process which artificially raises the pH with a reagent so as to precipitate out the contaminate metals before being pumped to (Sediment Dam). All other parameters are within a normal ranges at this site which is situated in the Water Treatment Plant after the water is treated and before it is pumped to the main sediment dam (Site 2).

Table 15 Site Treat01 water quality parameters basic statistics for 2020 to 2021

Treat01	Temperature (Field)	DO (Field)	Redox Potential (Field)	DO % Saturation (Field)	Electrical Conductivity (field)	pH (Field)	Turbidity (Lab)
	oC	mg/L	mV	%	µS/cm	-	NTU
Min	25.7	2.1	4.4	3.8	203.2	7.4	0.9
Max	32.2	312.0	161.0	68.6	594.0	10.3	12.4
Average	29.4	16.5	75.8	46.1	339.4	9.6	4.2
StDev	1.3	63.0	33.0	11.8	109.5	0.6	3.1

Table 16 and Table 17 (from Appendix B) show the min, max, average and standard deviation of the inorganic data and the metal data for Treat01 respectively. The inorganic and metals data show an acceptable average.

Table 16 Site Treat01 inorganics results basic statistics for 2020 to 2021

Treat01	Chloride	Sodium	Sulphate	Hardness as CaCO3	Total Suspended Solids (Lab)
	mg/L	mg/L	mg/L	mg/L	mg/L
Min	2.0	0.9	47.0	86.0	1.4
Max	85.0	6.3	230.0	200.0	37.0
Avg	15.5	2.5	108.6	141.0	6.6
Stdev	19.6	1.3	43.5	36.5	8.2

Table 17 Site Treat01 filtered metals results basic statistics for 2020 to 2021

Treat01	Aluminium (filtered)	Cadmium (filtered)	Calcium	Chromium (III+VI) (filtered)	Cobalt (filtered)	Copper (filtered)	Iron (filtered)	Lead (filtered)	Magnesium	Manganese (filtered)	Nickel (filtered)	Potassium	Uranium (filtered)	Zinc (filtered)
	mg/L	mg/L	mg/L	mg/L	mg/L	mg/L	mg/L	mg/L	mg/L	mg/L	mg/L	mg/L	µg/L	mg/L
Min	0.060	0.000	6.600	0.000	0.001	0.001	0.000	0.002	7.800	0.006	0.001	0.500	0.000	0.006
Max	0.220	0.000	64.000	0.000	0.011	0.020	0.000	0.093	36.000	0.019	0.010	2.300	0.000	0.012
Avg	0.126	0.000	22.874	0.000	0.004	0.006	0.000	0.028	20.937	0.011	0.003	0.885	0.000	0.009
Stdev	0.068	0.000	12.742	0.000	0.003	0.005	0.000	0.027	9.087	0.006	0.003	0.451	0.000	0.003

5. QUALITY ASSURANCE

All laboratory data were measured and reported at a NATA accredited laboratory, Eurofins.

Duplicate samples were generally taken at Site 5 for QAQC and comparison purposes.

Field probes were calibrated according to the manufacturer's instructions.

Additional information is provided at:

- Appendix E– QAQC calculations and results for 1 July 2020 to 30 June 2021
- Appendix F – Chain of Custody documentation for 1 July 2020 to 30 June 2021

6. DISCUSSION

Monitoring was undertaken in accordance with the requirements of WDL177-09 during the 2020-21 reporting period. Monthly discharge reports were submitted where discharge occurred during the months January 2021-April 2021. During the period where discharge was occurring, the discharge water quality measured at Site 5 complied with the trigger levels specified in WDL177-09 (noting that a non-compliance requires three consecutive exceedances of the WDL trigger level or an exceedance of the three time trigger level during periods of discharge). Notwithstanding the compliance obligations, it is apparent that dissolved copper was measured at Site 5 at concentrations slightly above the trigger level or the Hardness Modified Trigger Level during the early part of the wet season. It is likely that these slightly elevated copper concentrations originate from upstream in the East Finnis River as discussed below.

Monitoring data for Site 1 and GS200 which is located upstream of Site 5 and located in the East Finnis River is provided in Appendix B (NB: GS200 is additional to the monitoring requirements specified in WDL17-09) and graphically shown in Appendix C where upstream results (GS200, Site 1) are compared to the discharge water quality (Site 5). Of note is the consistently high concentration of copper, cobalt, nickel and zinc in samples collected at Site 1 and GS200 site. Similarly, pH is often lower and EC higher at the upstream locations. The general observation is that during the wet season high frequency monitoring period, monitoring at Site 1 and GS200 results exceed the copper, cobalt, nickel and zinc concentration measured at the Site 5 monitoring location generally by an order of magnitude (or in some instances more).

One significant water quality event was measure on 3 March 2021 in the 1 hour prior to discharge sample at Site 5 where the concentrations of metals was very high. Very high metal concentrations were measured at Site 1 and GS200 between July-September 2020, suggesting that metal loads (presumably from Rum Jungle) are entering the East Finnis River. Comparing upstream water quality data (Site 1 and GS200) to the water being discharged from the Brown's Site shows that the discharged water is of significantly better quality that the ambient water quality and should contribute to a dilution of copper, cobalt, nickel and zinc concentrations in the River.

Water quality monitoring data measured at Site 2, Site 4 and Treat01 are all consistent with previous monitoring results, indicating that the Brown Site is performing in a generally stable manner. Water quality treatment on site is precipitating metals under high pH/alkalinity, and further polishing is occurring in water quality ponds as measured at Site 2. No management actions were implemented during the reporting period in response to monitoring undertaken in accordance with WDL177-09, other than routine operation and maintenance of the Water Treatment Plant as well as the site water management system which comprises several pumps, pipelines and earthen dams, bunds, diversion and the like.

There are no discernible trends evident from the data since 2018 apart from the seasonal effects of wet and dry seasons. Copper has been above trigger values on several occasions at Site 5 during this period, however this generally occurs when discharge is not occurring and is more reflective of water quality in the East Finnis River (see Site 1 and GS200 data). In 2020-21, no exceedances were recorded at Site 5 during discharge events that occurred between January and April 2021. The improvements in the since the wet season of 2019-20 can be attributed to an improved method of comparing trigger values to results after taking water hardness at GS200 and the refinements made to the Water Treatment Plant itself by NT Resources.

7. CONCLUSIONS

Water quality monitoring has been undertaken in accordance with the requirements of WDL177-09. During the period 19 March 2021 to 1 May 2021, water quality monitoring at Site 1 and GS200 could not be safely undertaken due to a large salt water crocodile present in the River. However, based on monitoring data either side of that data gap, it is apparent that wet season water quality in the River is generally worse than the discharge water quality at Site 5.

Site 5 complied with the discharge trigger requirements during period of discharge. During discharge periods, there were a no exceedances of the 3 x Trigger Levels or the Hardness Modified Trigger Levels.

The water quality management, monitoring and reporting framework is working well and NTR does not recommend any change to the treatment/discharge system or WDL177-09 at this stage.

8. REFERENCES

ANZECC & ARMCANZ 2000. Australian and New Zealand guidelines for fresh and marine water quality. National Water Quality Management Strategy Paper No 4, Australian and New Zealand Environment and

Conservation Council & Agriculture and Resource Management Council of Australia and New Zealand, Canberra.

Australian Standard AS 4482.1—2005. Guide to the investigation and sampling of sites with potentially contaminated soil Part 1: Non-volatile and semi-volatile compounds. Published by Standards Australia GPO Box 476, Sydney, NSW 2001, Australia

NHMRC, NRMMC (2011) Australian Drinking Water Guidelines Paper 6 National Water Quality Management Strategy. National Health and Medical Research Council, National Resource Management Ministerial Council, Commonwealth of Australia, Canberra.

Northern Territory Environmental Protection Authority 2016, Guideline for Reporting on Environmental Monitoring.

APPENDIX A – FIELD PARAMETERS FOR 1 JULY 2020 TO 30 JUNE 2021

				Field						Inorganics
				Temperature (Field)	DO (Field)	Redox Potential (Field)	DO % Saturation (Field)	Electrical Conductivity (field)	pH (Field)	Turbidity (Lab)
				oC	mg/L	mV	%	µS/cm	-	NTU
Field ID	**Date**	**Time**	**Sample Comments**							
Site1	6/07/2020	9:02:00	Colour= clear/tinge orange, flow=, depth=0v low	18.2	4.47	366.2	47.5	3.36	3.74	30
Site1	13/07/2020	8:32:00	Colour= clear, flow=v low, depth=0.1	21.3	4.27	381	49.4	3.18	3.4	19.2
Site1	15/09/2020	11:21:00	Colour = yellow tinge, flow = N/A, depth = .1	29.8	3.17	485	42	4.95	3.08	12.1
Site1	21/12/2020	8:39:00	Colour= disc, Flow= low, Depth= .3	28.5	4.18	171	50.6	232	6.46	27.5
Site1	28/12/2020	12:13:00	Colour= clear, Flow= med, Depth= .25	32.5	3.27	150	45	130	6.82	8.7
Site1	4/01/2021	17:23:00	Colour= clear, Flow= med, Depth= .4	30.1	2.71	247	36.1	160	7.04	4.6
Site1	10/01/2021	7:56:00	Colour= clear, Flow= med, Depth= .3	29.3	2.73	215	34.6	135	6.93	4.9
Site1	18/01/2021	7:37:00	Colour= clear, depth= .25, Flow= med	27.8	3.15	187	40.3	148	6.88	5.4
Site1	25/01/2021	9:45:00	Colour= clear, depth= 15-20cm, Flow= low	28.2	3.94	155.2	50.5	135.3	7.07	4.2
Site1	1/02/2021	10:14:00	Colour= clear, depth= 300mm, Flow= steady	28.2	2.78	215	34.4	114.2	6.76	5
Site1	7/02/2021	18:13:00	Colour= clear, Flow= low-med	26.9	3.86	102	48.1	92.3	6.73	23.4
Site1	8/02/2021	17:55:00	Colour= clear, depth= 30-40cm, Flow= med	28.3	3.56	177.4	47.2	89	7.16	4.1
Site1	10/02/2021	17:40:00	Colour=hint of green, fast flowing, Depth 1.7	30.1	6.9	219	90.2	76.2	6.55	7.5
Site1	12/02/2021	5:58:00	Colour=clear,	27.3	3.02	237	38.5	109	6.86	3.7
Site1	15/02/2021	9:35:00	Colour= clear, depth= 50cm, Flow= strong	27.8	2.81	129.8	36.2	89.9	6.81	4.9
Site1	22/02/2021	10:51:00	Colour= clear, depth= 30cm, Flow= low-med	30.4	4.06	147.9	54.3	146.7	6.52	3.4
Site1	1/03/2021	17:43:00	Colour= clear, depth= 20cm, Flow= low-med	29.7	3.29	191.6	43.7	192.9	6.84	2.9
Site1	3/03/2021	8:53:00	Colour= clear, Flow= low Depth= .3cm	27.5	3.86	144.1	50.1	172.5	6.93	6.3
Site1	3/03/2021	11:09:00	Colour=clear, Depth= 20cm, Flow-= low	30.2	4.44	161.6	57.4	171.2	6.95	3.1
Site1	6/03/2021	8:25:00	Colour=clear, Depth .3	28.3	4.08	165	52.8	212	6.89	2.9
Site1	8/03/2021	7:49:00	Colour= clear, depth= 20-30cm, Flow= steady, low-mec	26.6	2.96		33	185	7.08	4.3
Site1	15/03/2021	7:34:00	Colour= clear, depth= 20cm, Flow=low,	24.2	3.33		41.7	270	7.29	2.9
Site1	18/03/2021	14:19:00	Colour= brownish, Flow=high Depth= 1.15m	27.4	3.61		46.8	40.8	8.41	18.1
Site1	21/03/2021		No samples due to croc							
Site1	29/03/2021		No samples due to croc							
Site1	4/05/2021	7:22:00	Colour= slightly brackish, Depth= 30cm, Flow= low	25	2.69	254	35.6	596	7.32	7.5
Site1	12/05/2021	8:26:00	Colour= yellow tinge, Depth= .15, Flow= low	24.6	3.56	134	45	1154	6.5	20.5
Site1	18/05/2021	11:12:00	Colour= yellow tinge, Depth= .25, Flow= low	26.4	4.56	162	59	1599	5.63	29.5

	Temperature (Field)	DO (Field)	Redox Potential (Field)	DO % Saturation (Field)	Electrical Conductivity (field)	pH (Field)	Turbidity (Lab)
	oC	mg/L	mV	%	µS/cm	-	NTU
Min	18.2	2.7	102.0	33.0	3.2	3.1	2.9
Max	32.5	6.9	485.0	90.2	1599.0	8.4	30.0
Average	27.5	3.7	208.6	46.5	240.9	6.5	10.3
StDev	3.0	0.9	91.0	11.5	358.7	1.2	9.1

				Field						Inorganics
				Temperature (Field)	DO (Field)	Redox Potential (Field)	DO % Saturation (Field)	Electrical Conductivity (field)	pH (Field)	Turbidity (Lab)
				oC	mg/L	mV	%	µS/cm	-	NTU
Field ID	**Date**	**Time**	**Sample Comments**							
Site2	6/07/2020	8:10:00	Height=0.48, colour = clear	21.3	4.46	188.9	51.9	552	8.11	2.3
Site2	13/07/2020	8:04:00	Height=.43, colour = clear	22.4	5.6	174	70.5	561	7.25	2.2
Site2	20/07/2020	8:17:00	Height=.38, colour = clear	23.7	7.35	140	87	432	7.77	3.4
Site2	27/07/2020	10:40:00	Height=.32, colour = v clear	23.9	7.59	136.8	91.2	528	7.8	1.7
Site2	10/08/2020	16:10:00	Height=, colour =	28.4	8.02	191	106.2	600	8.13	1.1
Site2	17/08/2020	15:05:00	Height= 0.1, colour = clear	30.2	7.82	155	106	571	8.15	1.8
Site2	24/08/2020	12:59:00	Height= 0.05, colour = clear	29.4	3.51	134	43.7	578	8.19	1.6
Site2	14/09/2020	14:40:00	Height= 0 - below, colour = clear	30.5	3.73	158	49.8	654	8.19	2.4
Site2	21/09/2020	17:00:00	Height = 0, Colour = clear	32.2	3.65	176	48.1	682	8.28	2
Site2	1/10/2020	10:29:00	Height = 0, Colour = clear	31	4.14	153	53.5	643	8.4	2.1
Site2	5/10/2020	9:50:00	Height = 0, Colour = v clear	31.3	3.45	86.4	45.4	661	8.51	3.2
Site2	12/10/2020	7:50:00	Height = 0, Colour = v clear, no flow	29.8	2.9	180.9	35.2	742	8.4	2.7
Site2	19/10/2020	7:32:00	Height = , Colour = ,	29.1	2.43	215.6	31	757	8.05	1.9
Site2	28/10/2020	8:00:00	Height = below gauge, Colour = green/clear	29.3	1.94	209.7	25	702	7.8	2
Site2	4/11/2020	13:54:00	Height = below gauge, Colour = cloudy	33.4	293	201.5	43.8	723	7.89	3.4
Site2	11/11/2020	8:03:00	Height = 0.21, Colour = clear	30.6	2.36	209.4	39.5	745	7.73	2.7
Site2	19/11/2020	8:00:00	Height = 016, Colour = cloudy	31.3	2.79	206.2	34.6	703	7.3	4.1
Site2	23/11/2020	7:34:00	Height = .12, Colour = clear	29.7	2.86	173	36.1	702	7.69	4.5
Site2	30/11/2020	10:03:00	Height = .1, Colour =	31.9	2.41	200	33.7	702	7.63	8.7
Site2	7/12/2020	18:33:00	Height =, Colour = clear	29.7	3.69	201	40.9	657	7.75	5.7
Site2	14/12/2020	9:40:00	Height = 0.31, Colour = clear	30.5	3.49	172	46.6	657	7.72	4.9
Site2	21/12/2020	10:21:00	Height =.92, Colour = clear	29.9	3.06	157	44.3	563	7.43	11.1
Site2	28/12/2020	13:55:00	Guage ht=0.4, colour=clear	31.4	3.76	60.9	46.9	436	7.39	10.9
Site2	4/01/2021	7:46:00	Height =.3, Colour = clear Depth= .3	30.2	3.14	184.5	32.1	383	7.22	3.3
Site2	10/01/2021	8:50:00	Height =.4, Colour = clear	32.3	1.92	155	25.3	381	7.28	6.4
Site2	18/01/2021	9:31:00	Height = 0.68, Colour = clear	31.5	2.1	150.2	29.4	383	7.41	5.4
Site2	25/01/2021	8:44:00	Height = 1.34, Colour = clear	30.1	2.69	169.2	35.3	383	7.27	5
Site2	1/02/2021	11:26:00	Height = 0.36, Colour =	29.7	3.56	140.1	47.1	345	7.05	6.3
Site2	8/02/2021	10:28:00	Height =1.1, Colour = clear	30	2.83	148.8	36.6	337	7.54	4
Site2	12/02/2021	7:30:00	Colour=clear	28.6	2.57	94.5	34.3	323	7.53	2.7
Site2	15/02/2021	10:36:00	Height =.58, Colour = murky green	30.4	2.71	98.8	35.6	300	7.41	5.7
Site2	22/02/2021	11:47:00	Height =.27, Colour = slightly cloudy	31.1	3.8	126.2	53	239.5	7.22	16.3
Site2	1/03/2021	8:28:00	Height =1.12, Colour =clear	30.1	2.69	156.5	36.4	229.1	7.45	2.9
Site2	3/03/2021	7:45:00	Colour=clear, Depth= 1.31,	28.6	4.22	153.8	53.7	234.1	7.42	2.5
Site2	8/03/2021	9:10:00	Height =.26, Colour =clear	30.1	2.49		33	245	7.02	7.9
Site2	15/03/2021	8:24:00	Height =.4, Colour =clear	28.2	2.25		30.3	294	6.85	1.7
Site2	21/03/2021	11:00:00	Height =1.56, Colour =clear	30	3.47		45.3	246	8.04	5.1
Site2	29/03/2021	11:32:00	Height =.28, Colour =clear, green tinge	31.6	4.29		58.1	277	7.54	2.3
Site2	5/04/2021	9:40:00	Height =.27, Colour =clear,	29.6	3.14	153	40.6	303	7.58	1.8
Site2	12/04/2021	12:17:00	Height =.5, Colour =v clear, green	33.4	2.56	237.7	37	305	7.6	1.2
Site2	20/04/2021	12:52:00	Height =.59, Colour =clear	30.3	3.59	137	52.8	337	7.8	1.4
Site2	27/04/2021	10:33:00	Height =1.08, Colour =clear/brown tinge	31	3.05	150.9	42.6	358	7.59	0.8
Site2	4/05/2021	8:17:00	Height =1.2, Colour =clear	28.2	3.36	197	49.3	359	6.8	1
Site2	12/05/2021	7:45:00	Height =1.11, Colour =clear	24.7	3.42	142	44.6	397	7.67	1.4
Site2	18/05/2021	9:36:00	Height =1.1, Colour =clear	24.7	3.61	192	46.8	375	7.62	1.3
Site2	16/06/2021	9:43:00	Height =1.14, Colour =clear	25.6	3.76	112	44.7	389	8	1.4

	Temperature (Field)	DO (Field)	Redox Potential (Field)	DO % Saturation (Field)	Electrical Conductivity (field)	pH (Field)	Turbidity (Lab)
	oC	mg/L	mV	%	µS/cm	-	NTU
Min	21.3	1.9	60.9	25.0	229.1	6.8	0.8
Max	33.4	293.0	237.7	106.2	757.0	8.5	16.3
Average	29.4	9.9	161.4	46.8	477.7	7.7	3.8
StDev	2.7	42.7	37.4	18.4	173.9	0.4	3.1

				Field						Inorganics
				Temperature (Field)	DO (Field)	Redox Potential (Field)	DO % Saturation (Field)	Electrical Conductivity (field)	pH (Field)	Turbidity (Lab)
				oC	mg/L	mV	%	µS/cm	-	NTU
Field ID	**Date**	**Time**	**Sample Comments**							
Site4	21/12/2020	8:20:00	Colour=slight disc, Flow= low, Depth= 100mm ,	26.8	1.59	222	19.3	36.3	5.97	26.2
Site4	28/12/2020	13:40:00	colour=clear, flow=low, depth=0.1	32.4	2.36	153	33.9	32.1	6.36	7.1
Site4	4/01/2021	7:26:00	Colour= clean/clear, Depth= 200mm, medium	27	1.71	204.6	21.6	28.2	6.03	4.5
Site4	10/01/2021	9:08:00	Colour= clear, Depth= .1, flow= medium	29.3	2.35	186	30	21.7	6.23	4
Site4	18/01/2021	9:46:00	Colour= clear, Depth= 20cm, Flow= low	28.4		164.3	48.3	23.8	6.37	3.6
Site4	25/01/2021	8:56:00	Colour= clear, Depth= 15- 20cm, Flow= low	27.3	3.42	192.2	44.1	24.3	6.58	4.5
Site4	15/02/2021	0:00:00	Colour=v clear, Depth=30cm, Flow= strong	28.7	2.91	95.5	38.8	16.85	6.52	2.8
Site4	22/02/2021	12:03:00	Colour= clear, Depth=20cm, Flow= low	30.1	3.84	116.9	53.4	18.37	6.64	2.9
Site4	1/03/2021	8:46:00	Colour= clear, Depth=20cm, Flow= low	27.3	2.89	156.4	36.8	17.12	6.55	2.9
Site4	3/03/2021	9:23:00	Colour= clear, Flow= low Depth= .2cm	27.9	3.22	138.7	42.3	16.55	6.57	2.9
Site4	3/03/2021	12:23:00	Colour= clear, Depth=20cm, Flow= low	30.7	4.29	118.7	56.7	19.16	6.71	2.9
Site4	6/03/2021	9:42:00	Colour= clear, Depth=.1	28	3.55	149	46.6	17.91	6.99	3.4
Site4	8/03/2021	8:53:00	Colour= v clear, Depth=15cm, Flow= low	26.6	3.02		36.1	2.3	6.59	3.2
Site4	15/03/2021	9:14:00	Colour= clear, Depth=10cm, Flow= low	27.6	3.2		40.6	20.71	7.22	3
Site4	18/03/2021	13:23:00	Colour= light brackish, Flow= low Depth= 20cm	30.1	4.22		53.9	15.44	7.27	4.7
Site4	21/03/2021	11:15:00	Colour= , Depth=, Flow=	29.4	3.34		45.6	18.58	7.72	3.6
Site4	22/03/2021	12:06:00	Colour= clear, Depth=, Flow=	31.8	4.27		56.7	17.8	7.35	2.9
Site4	29/03/2021	11:50:00	Colour= v clear, Depth=20cm, Flow= low	31.2	4.42		57.3	18.63	7.65	2.4
Site4	5/04/2021	9:53:00	Colour= clear, Depth=.150, Flow= low	27.4	3.52	180	45	21.7	7.4	2.5
Site4	12/04/2021	12:44:00	Colour= v clear, Depth=15cm, Flow= low	33.1	3.03	191	43.7	21.78	8.31	4.5
Site4	14/04/2021	8:11:00	Colour= clear, Depth=, Flow=	25.8	2.64	203	33.3	27.7	7.33	5.7
Site4	20/04/2021	13:12:00	Colour= clear, Depth=.1, Flow= low	30.2	3.89	175	53.9	26.2	7.42	3.4
Site4	27/04/2021	10:41:00	Colour= clear, Depth=.2, Flow=slow	28.4	3.7	167.2	49.1	29.6	8.22	3.7
Site4	4/05/2021	8:30:00	Colour= clear, Depth=15cm, Flow=v low	26.1	2.98	208.9	37.4	30	7.32	5.7
Site4	12/05/2021	7:58:00	Colour= slight disc, Depth=.05, Flow=v low	21.2	2.72	175	32.6	44	7.98	8.6

	Temperature (Field)	DO (Field)	Redox Potential (Field)	DO % Saturation (Field)	Electrical Conductivity (field)	pH (Field)	Turbidity (Lab)
	oC	mg/L	mV	%	µS/cm	-	NTU
Min	21.2	1.6	95.5	19.3	2.3	6.0	2.4
Max	33.1	4.4	222.0	57.3	44.0	8.3	26.2
Average	28.5	3.2	168.3	42.3	22.7	7.0	4.9
StDev	2.5	0.8	33.9	10.4	8.1	0.7	4.7

During discharge
Immediately before discharge

				Field						Inorganics
				Temperature (Field)	DO (Field)	Redox Potential (Field)	DO % Saturation (Field)	Electrical Conductivity (field)	pH (Field)	Turbidity (Lab)
				oC	mg/L	mV	%	µS/cm	-	NTU
WDL177-09 Trigger Values								700	6.5-8.5	
Field ID	Date	Time	Sample Comments	Temperature (Field)	DO (Field)	Redox Potential (Field)	DO % Saturation (Field)	Electrical Conductivity (field)	pH (Field)	Turbidity (Lab)
Site5	6/07/2020	8:32:00	Colour = clear, flow = v low, depth = 0.22	18	3.97	174.3	43.5	552	7.39	2.3
Site5	13/07/2020	7:39:00	Colour =clear , flow = low, depth = .2	19.1	3.21	191	34.8	601	6.64	2.5
Site5	20/07/2020	7:57:00	Colour =clear , flow =v slow, depth = .05	19.1	6.11	168	66.7	603	7.28	3.1
Site5	7/12/2020	18:24:00	Colour= clear, Depth= .24, just flowing	26.7	1.49	261	18.6	1,016	5.48	2
Site5	14/12/2020	9:25:00	colour = clear, flow=low, depth=0.2	26.9	1.32	241	16.4	760	5.9	1.9
Site5	21/12/2020	9:52:00	Colour= slight disc, Depth= .32, Flow= med	27.4	0.89	149	19.8	183	6.2	9.6
Site5	23/12/2020	6:50:00	colour = murky/green, depth - 0.56	25.9	2.11	171	25.4	89.4	6.6	20.1
Site5	24/12/2020	6:50:00	water colour = clear/green, flow = 1/2 pipe, depth = 0.52m	28	6.44	153.2	80.8	425	6.85	4.3
Site5	25/12/2020	6:48:00	colour= green/yellow, clarity= clear, flow= 1/2 pipe, depth= .5	28.3	1.72	140	35	445	6.86	3.5
Site5	26/12/2020	7:19:00	colour - clear, flow = medium, depth = 0.5m	29.1	2.42	189.5	31.9	425	7.1	4.4
Site5	27/12/2020	7:19:00	colour= slight disc, flow= med, depth= .56	28.2	2.06	197	25.8	285	6.91	6.7
Site5	28/12/2020	11:30:00	Colour=clear, flow=med, depth=0.52	29.7	1.38	151.7	18.1	322	6.88	3.4
Site5	29/12/2020	7:14:00	colour=clear, flow=med, depth=0.54	26.7	1.56	203	19.7	188	6.73	6.9
Site5	30/12/2020	6:40:00	colour=clear, flow = med/high, depth=0.54	27.3	1.71	201.7	21.5	230	6.99	3
Site5	31/12/2020	6:54:00	colour=clear, flow=med, depth=0.40	26.7	0.96	192.1	12.8	189.9	6.86	3.1
Site5	4/01/2021	6:50:00	Colour= clean/clear, Depth= .24.35, medium	28	0.92	175.3	11.7	74.5	6.53	4.5
Site5	10/01/2021	8:37:00	Colour= clear, Depth= .34, flow= med	29	1.4	169	18.9	68.5	6.4	3.4
Site5	18/01/2021	10:03:00	Colour= slightly brownish, Depth= .35, lo - med	27.9	1.87	163	23.2	65.6	6.48	2.5
Site5	25/01/2021	9:24:00	Colour= blackish, Depth= .48, Flow= low - med	28.1	2.59	177.3	33.1	266	6.88	8.6
Site5	26/01/2021	8:07:00	colour = very clear, flow =fast flowing, depth = 0.52	28.4	2.37	251.8	29.4	290	7.04	2.6
Site5	27/01/2021	7:27:00	colour=clear, flow=med, depth=.5	26.8	2.34	234	30.1	378	7.33	1.7
Site5	28/01/2021	7:13:00	Colour= clear, , depth=.5, flow= med	27.7	2.36	192	30.2	292	7.45	1.9
Site5	29/01/2021	7:05:00	Colour= clear, Depth= .68, Flow= high	25.7	3.69	193	43	141	6.96	22.7
Site5	30/01/2021	8:10:00	Colour=clear, , depth=.68	25.7	3.32	213.9	43.9	172	7.34	10.4
Site5	31/01/2021	7:00:00	Colour= clear, , depth=.5,	25.1	3.14	238.1	29.9	161	7.41	9.1
Site5	1/02/2021	8:03:00	colour = clear, depth = 0.42	25.4	3.33	241	38.1	155	7.38	4.4
Site5	1/02/2021	10:40:00	Colour= very clear, Depth= .42, Flow= med	27.1	2.82	213.2	35.8	74.3	6.74	55.7
Site5	2/02/2021	6:30:00	colour=clear, depth=.4	26.7	1.86	316	23.4	104.5	6.6	55.9
Site5	3/02/2021	7:25:00	Colour= clear, , depth=.55, flow= med	27.6	2.72	211	34.2	64.6	6.77	5.6
Site5	4/02/2021	6:43:00	Colour= clear, Depth= .4,	27.9	1.54	234	19.5	70.9	6.7	3.1
Site5	5/02/2021	7:34:00	Colour=clear, , depth=.6	25.7	3.03	302	36.6	76.3	7.07	15.9
Site5	6/02/2021	7:17:00	Colour= clear, , depth=.44, flow= low	25	2.49	208.2	28.7	66	6.82	3.3
Site5	7/02/2021	7:15:00	Colour= clear, , depth=.46, flow= low-med	25	1.91	307.8	24.1	72	6.68	2.8
Site5	7/02/2021	11:15:00	Colour= clear, Depth= .43, Flow= low	28	207	103.9	26.1	67.5	6.75	2.5
Site5	8/02/2021	9:03:00	Colour= clear, , depth=.43, flow= low-med	27.3	2.77	171	34.6	74.5	6.9	3.8
Site5	8/02/2021	9:14:00	Colour= clear, Depth= .43, Flow= low-med	27.3	1.82	149.3	23	67.9	6.8	2.3
Site5	9/02/2021	7:35:00	Colour= clear, , depth=.55, flow= med	26.9	2.21	164.2	27.5	96.5	6.9	5.2
Site5	10/02/2021	7:10:00	Colour= clear, Depth= .4,	27.5	1.35	209	16.8	75.5	6.73	2.2
Site5	12/02/2021	4:50:00	Colour= clear, Depth= .4,	27.9	2.02	248	26.3	89.7	6.73	2.4
Site5	12/02/2021	7:50:00	Colour=very clear, Depth= .55	27.3	2.11	73.5	27.1	248	7.21	2.2
Site5	12/02/2021	7:50:00	Colour=very clear, Depth= .55	27.3	2.11	73.5	27.1	248	7.21	2.2
Site5	13/02/2021	8:05:00	Colour= v clear, , depth=.52,	27.8	2.27	157.1	29.7	252	6.82	1.7
Site5	14/02/2021	7:00:00	Colour= v clear, depth=.61, discharge valve open	25.6	2.13	121.1	24.9	214	7.01	2.4
Site5	15/02/2021	10:04:00	Colour= v clear, Depth= .56, Flow= steady	28.2	1.75	73	21.7	198.2	7.14	2.1
Site5	16/02/2021	8:27:00	Colour = v clear, Depth= .58	27.8	1.87	146.5	26.3	176.2	7.06	2.2
Site5	17/02/2021	7:31:00	Colour= clear, Depth= .5, Flow= med	27.6	2.52	380	32.2	129	7.01	2.6
Site5	18/02/2021	7:28:00	Colour= clear, Depth= .5, Flow= med	27.9	2.56	164	32.7	356	6.85	2.3
Site5	19/02/2021	7:31:00	Colour= clear, Depth= .54, Flow= med	26.9	2.52	233	32.2	155	6.85	3.2
Site5	20/02/2021	7:56:00	Colour= clear, Depth= 1.75, Flow= high	26	3.11	212	38.6	123	6.93	10.2
Site5	21/02/2021	7:12:00	Colour= clear, Depth= .56, Flow= med	27.2	2.94	156.8	33.4	129.9	6.86	5.6
Site5	22/02/2021	11:35:00	Colour= clear, clarity= clear, Depth= .48, Flow= med	29.1	3.14	119.9	42.5	109.3	6.85	2.6
Site5	23/02/2021	7:26:00	Colour= clear, clarity= clear, Depth= .48, Flow= low- med	27.4	3.11	130.2	38.3	123.5	6.77	2.7
Site5	24/02/2021	7:35:00	Colour= clear, Clarity= clear, Depth= .54, Flow= med	26.9	2.37	198.7	29.9	107.8	6.93	2.7
Site5	25/02/2021	7:40:00	Colour= clear, clarity= clear, Depth= .50, Flow= med	22.8	3.12	129.1	39.2	94.2	6.94	3.7
Site5	26/02/2021	6:20:00	Colour= clear, Depth= .48, Flow	25.6	3.56	144.3	44.1	73.4	6.18	3.6
Site5	27/02/2021	8:38:00	Colour= clear, Depth= .42, Flow	25.9	2.11	128.3	26.6	79	6.87	2.8
Site 5	28/02/2021	7:08:00	Colour=clear, depth = 0.41, low flow	26.7	1.92	137.1	25	56.2	6.75	3
Site5	1/03/2021	7:30:00	Colour = clear, Depth = 0.40, Flow= low	26.7	2.26	131.2	28.6	96	6.79	2.8
Site5	2/03/2021	7:20:00	Colour= clear, Depth= .39, Flow= low-med	26.4	2.01	155.6	25.1	53.6	6.75	3.1
Site5	3/03/2021	8:15:00	Colour= slightly brackish, Depth= .38, Flow= low	28.2	2.08	151.7	26.9	55.7	6.78	5
Site5	3/03/2021	8:22:00	Colour= slightly brackish, Depth= .38, Flow= low	28.1	2	149.7	25.6	53.2	6.78	5.7
Site5	3/03/2021	8:31:00	Colour= slightly brackish, Depth= .38, Flow= low-med	26.9	1.68	139.2	21.4	53.5	6.79	2.8
Site5	3/03/2021	12:08:00	Colour= clear, Depth= .5	29.7	3.16	131.1	41.6	197	7.16	1.9
Site5	4/03/2021	8:18:00	Colour= clear, Depth= .51, Flow=	29.3	2.94	138	36.5	193	7.41	2.4
Site5	5/03/2021	7:43:00	Colour= clear, depth= .54	27.8	2.93	137	37	223	6.89	2.5
Site5	6/03/2021	9:10:00	Colour= clear, Depth= .5, Flow= med	29.8	2.56	154	34.3	193	6.95	1.2
Site5	7/03/2021	7:16:00	Colour= clear, Depth= .5	29	2.27		29.2	234	7.39	1.6
Site5	8/03/2021	8:20:00	Colour= v clear, depth= .42,	27.4	2.14		28.4	156.8	6.92	2.4
Site5	9/03/2021	7:18:00	Colour= v clear, depth= .41	26.5	2.45		31.7	178.5	7	2.8
Site5	10/03/2021	7:40:00	Colour= v clear, depth= .41	27.6	2.06		26.3	180.1	6.85	2.1
Site5	11/03/2021	8:30:00	Colour= v clear, Depth= .4	20	2.13		28.3	199.8	6.85	1.6
Site5	12/03/2021	8:00:00	Colour= v clear, Depth= .32	24.8	2.02		24.7	166.4	6.79	1.3
Site5	13/03/2021	7:38:00	Colour= v clear, Depth= .32	27.9	1.74		22.4	92.4	6.7	3.3
Site5	14/03/2021	8:08:00	Colour= v clear, Depth= .32, Flow= low-med	27.3	1.57		20.1	87.3	6.69	3.3
Site5	15/03/2021	7:56:00	Colour= clear, Depth= .32, Flow= low	27.9	2.94		28.1	68.7	7.21	4.3
Site5	15/03/2021	7:58:00	Colour= clear, Depth= .32, Flow= low	27.8	2.16		28.5	68.6	6.97	3.8
Site5	16/03/2021	9:13:00	Colour= dirty, Depth= .86, Flow= high	23.7	2.96		35.9	37.4	7.86	21.2
Site5	17/03/2021	9:32:00	Colour= v clear, depth= .44,	25.4	3.19		51.1	63.7	7.49	6.5
Site5	18/03/2021	12:52:00	Colour= slightly brackish, Depth= .5, Flow= low-med	26.9	3.59		45	52.8	7.67	12.1
Site5	19/03/2021	7:30:00	Colour= clear, Depth= .46,	24.4	2.51		31	63	7.18	4.6
Site5	20/03/2021	7:15:00	Colour= clear, Depth= .4	20.2	2.98		37	129	7.14	4.2
Site5	21/03/2021	10:23:00	Colour= clear, Depth= .4	27.7	3.41		42.8	76.9	7.03	3.3
Site5	22/03/2021	12:42:00	Colour= clear, Depth= .52	31.1	3.93		53.9	187	7.03	2.1
Site5	23/03/2021	6:51:00	Colour= clear, Clarity= v clear, Depth= .52, Flow= steady	28.3	2.27		29	308	7.25	3.2
Site5	24/03/2021	7:05:00	Colour= clear, Clarity= clean, Depth= .54, Flow= med-fast	27.9	3.37		26.6	182.1	7.31	2.7
Site5	25/03/2021	7:29:00	Colour= clear, Clarity= clean, Depth= .53, Flow= med-fast	28	2.52		34.6	187.4	7.29	1.7
Site5	26/03/2021	6:15:00	Colour= clear, Clarity= clean, Depth= .51, Flow= med-fast	27.6	2.71		30.5	185.3	7.34	2.1
Site 5	27/03/2021	9:07:00	Colour= v clear, Depth= .50, Flow= med-fast	24.1	2.5		32.8	243.1	7.4	1.7
Site5	28/03/2021	8:00:00	Colour= v clear, Clarity= v clear, Depth= .49, Flow= low-med	28.2	2.31		29.1	194	7.38	1.5
Site5	29/03/2021	7:05:00	Colour= clear, Depth= .42, Flow= med	27.3	2.69		26.1	176.4	7.24	1.7

During discharge
Immediately before discharge

				Field						Inorganics
				Temperature (Field)	DO (Field)	Redox Potential (Field)	DO % Saturation (Field)	Electrical Conductivity (field)	pH (Field)	Turbidity (Lab)
				oC	mg/L	mV	%	µS/cm	-	NTU
Site5	29/03/2021	11:00:00	Colour= v clear, Depth= .42, Flow= low-med	29.2	2.45		33	172.3	7.2	2.1
Site5	30/03/2021	7:50:00	Colour= clear, Depth= .43, Flow= low-med	24.9	2.2		28.4	176.2	7.25	1.9
Site 5	31/03/2021	7:55:00	Colour= clear, Depth=.42,	25.3	1.72		28.5	186.4	7.21	2.8
Site5	1/04/2021	8:41:00	Colour = clear, Depth = 0.45, Flow= low- med	27.3	2.26		29	173.5	7.37	2.5
Site5	2/04/2021	7:17:00	Colour= clear, Depth= .42, Flow= low-med	27.1	1.94		24.6	181.5	7.53	2.3
Site5	3/04/2021	7:29:00	Colour= clear, Depth= .41, Flow= low-medHenry	27.3	1.99		25.2	182.2	7.35	2.1
Site5	4/04/2021	7:24:00	Colour= clear, Depth= .39	26.7	2.23	105	28.1	198	7.24	3.7
Site5	5/04/2021	9:08:00	Colour= clear, Depth= .32	26.8	1.98	179	24.8	114	7.17	3.2
Site5	6/04/2021	7:39:00	Colour= clear, Depth= .32, Flow= med	26.8	2.33	179	29.4	84	7.11	4.8
Site5	7/04/2021	7:14:00	Colour= clear, Depth= .32, Flow= low-med	26.4	1.96	160	24.2	86	7.09	4.2
Site5	8/04/2021	7:00:00	Colour= clear, Depth= .31, Flow= low-medJake	26.2	1.91	149	24	78	7.08	4
Site5	9/04/2021	7:45:00	Colour= clear, Depth= .31, Flow= low-medJake	27	2	169	26.1	98	7.12	4.4
Site5	10/04/2021	6:00:00	Colour= clear, Depth= .31, Flow= low-medJake	26.6	2.04	144	27.7	102	7.1	4.1
Site5	11/04/2021	9:00:00	Colour= clear, Depth= .31, Flow= low	27.8	2.24	156	28.7	109	7.08	4.8
Site5	12/04/2021	9:40:00	Colour= clear, yellow tinge, Depth= .30,	27.3	2.02	154.5	22.2	93.1	7.21	4.5
Site5	12/04/2021	9:48:00	Colour= clear,yellow tinge Depth= .3, Flow= low	25	1.49	160.9	19.6	86	7.05	3.8
Site5	13/04/2021	8:00:00	Colour= clear, Depth= .30,	28.4	1.83	237.2	28.6	82.5	6.87	4.3
Site5	14/04/2021	7:56:00	Colour= clear, yellow tinge, Depth= .29,	27.2	1.61	225	21.2	78.7	7.01	5.3
Site5	14/04/2021	19:56:00	Colour= clear, yellow tinge Depth= .29	27.2	1.61	225	21.2	78.7	7.01	5.3
Site5	20/04/2021	12:21:00	Colour= slight disc Depth= .26, Flow= low	27.5	2.7	163	36.3	201	7.25	4.6
Site5	27/04/2021	10:20:00	Colour= clear, Depth= .26, Flow= med	26.9	2.57	149.5	30.9	143.7	7.4	5.3
Site5	4/05/2021	7:55:00	Colour= clear, Depth= 1.53, Flow= v low	22.7	2.33	163.7	29.6	249.9	7.18	8.5
Site5	12/05/2021	7:15:00	Colour= clear, Depth= .2, Flow= v low	21.1	3.42	127	41	540	7.26	6
Site5	18/05/2021	9:10:00	Colour= clear, Depth= .2, Flow= just flowing	20.1	3.21	112	38.6	499	7.14	3.4

	Temperature (Field)	DO (Field)	Redox Potential (Field)	DO % Saturation (Field)	Electrical Conductivity (field)	pH (Field)	Turbidity (Lab)
	oC	mg/L	mV	%	µS/cm	-	NTU
Min	18.0	0.9	73.0	11.7	37.4	5.5	1.2
Max	31.1	207.0	380.0	80.8	1016.0	7.9	55.9
Average	26.6	4.2	177.3	30.3	183.2	7.0	5.2
StDev	2.3	19.2	53.6	9.6	153.9	0.3	7.7

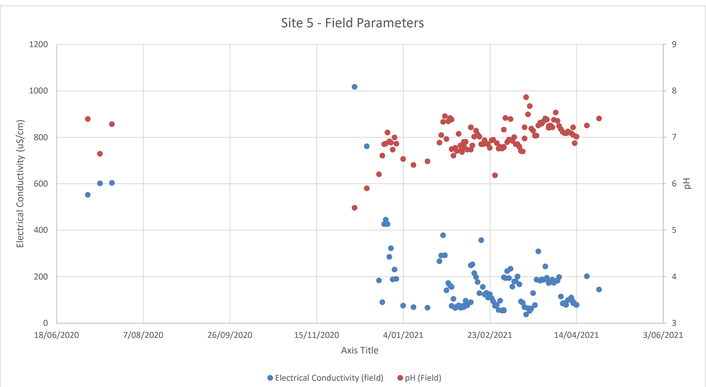

				Field						Inorganics
				Temperature (Field)	DO (Field)	Redox Potential (Field)	DO % Saturation (Field)	Electrical Conductivity (field)	pH (Field)	Turbidity (Lab)
				oC	mg/L	mV	%	µS/cm	-	NTU
Field ID	**Date**	**Time**	**Sample Comments**							
TREAT01	**24/08/2020**	**11:43:00**	**Colour =clear, treating,**	28.1	4.96	161	62.5	590	8.57	2.3
TREAT01	**1/10/2020**	**11:03:00**	**Treating, Colour= clear**	30.7	3.91	80	53.9	594	9.6	1.6
TREAT01	**14/12/2020**	**9:54:00**	**Treating**	29.9	312	113	43.4	521	9.71	3.1
TREAT01	**21/12/2020**	**10:32:00**	**Colour= clear, Treating**	28.5	3.89	91.7	48.9	348	10.2	10.1
TREAT01	**28/12/2020**	**13:24:00**	**Colour= clear, Treating**	29.5	3.4	71	44.2	340	10.3	6.9
TREAT01	**18/01/2021**	**9:09:00**	**Colour= v clear, treating**	30.2	3.29	89.6	44.4	381	9.73	1.1
TREAT01	**25/01/2021**	**10:35:00**	**Colour= clear, treating**	29.8	3.13	70.9	42.5	386	9.78	2.9
TREAT01	**1/02/2021**	**11:43:00**	**Colour= clear, treating**	28.1	4.04	69.7	52.5	374	9.72	2.4
TREAT01	**7/02/2021**	**12:08:00**	**Colour= v clear**	28.7	4.02	61.3	53.6	310	9.8	2.1
TREAT01	**8/02/2021**	**10:45:00**	**Colour= clear, treating**	29.9	3.87	88.4	51.7	325	10.04	6.9
TREAT01	**15/02/2021**	**0:00:00**	**Colour= clear, treating**	28.5	5.23	4.4	68.6	208.5	10.17	7.9
TREAT01	**22/02/2021**	**12:15:00**	**Colour= v clear, treating**	28.8	3.64	40.1	47.8	205	9.8	8.9
TREAT01	**1/03/2021**	**9:06:00**	**Colour= v clear, treating**	30	2.71	93.7	38	262	9.47	3.8
TREAT01	**3/03/2021**	**12:40:00**	**Colour= very clear**	31	3.66	48.9	50.2	302	9.55	2.8
TREAT01	**6/03/2021**	**9:56:00**	**Colour= clear**	28.7	3.62	60.1	47.7	296	9.58	2
TREAT01	**8/03/2021**	**9:48:00**	**Colour= v clear, treating**	30.1	3.13		43.2	276	9.5	5.7
TREAT01	**18/03/2021**	**13:40:00**	**Colour= v clear**	28.7	3.61		46.8	203.2	9.75	12.4
TREAT01	**21/03/2021**	**10:47:00**	**Colour= clear, treating**	29.9	4.01		3.79	240	9.64	3.7
TREAT01	**22/03/2021**	**12:58:00**	**Colour=**	30.4	3.84		51	262	9.66	2.3
TREAT01	**29/03/2021**	**12:07:00**	**Colour= v clear, treating**	30.3	2.69		37	279	9.42	2.8
TREAT01	**12/04/2021**	**12:25:00**	**Treating**	32.2	2.66	114.5	37.6	291	9.43	0.9
TREAT01	**20/04/2021**	**13:42:00**	**Treating, Colour= clear**	29	3.6	52	49.5	314	9.12	2.2
TREAT01	**27/04/2021**	**11:15:00**	**Treating, Colour= clear**	28.9	2.06	70.7	36	362	7.42	1.6
TREAT01	**16/06/2021**	**9:59:00**	**Treating,**	25.7	4.33	59	51.7	477	9.66	4.4

	Temperature (Field)	DO (Field)	Redox Potential (Field)	DO % Saturation (Field)	Electrical Conductivity (field)	pH (Field)	Turbidity (Lab)
	oC	mg/L	mV	%	µS/cm	-	NTU
Min	25.7	2.1	4.4	3.8	203.2	7.4	0.9
Max	32.2	312.0	161.0	68.6	594.0	10.3	12.4
Average	29.4	16.5	75.8	46.1	339.4	9.6	4.2
StDev	1.3	63.0	33.0	11.8	109.5	0.6	3.1

APPENDIX B – LABORATORY RESULTS FOR 1 JULY 2020 TO 30 JUNE 2021

		Inorganics									Metals																									
		Alkalinity (Bicarbonate as CaCO3)	Alkalinity (Carbonate as CaCO3)	Alkalinity (Hydroxide) as CaCO3	Alkalinity (total) as CaCO3	Chloride	Sodium	Sulphate	Hardness as CaCO3	Total Suspended Solids (Lab)	Aluminium	Aluminium (filtered)	Cadmium	Cadmium (filtered)	Calcium	Chromium (III+VI)	Chromium (III+VI) ((filtered)	Cobalt	Cobalt (filtered)	Copper	Copper (filtered)	Iron	Iron (filtered)	Lead	Lead (filtered)	Magnesium	Manganese	Manganese (filtered)	Nickel	Nickel (filtered)	Potassium	Uranium	Uranium (filtered)	Zinc	Zinc (filtered)
		mg/L	mg/L	mg/L	mg/L	mg/L	mg/L	mg/L	mg/L	mg/L	mg/L	mg/L	mg/L	mg/L	mg/L	mg/L	mg/L	mg/L	mg/L	mg/L	mg/L	mg/L	mg/L	mg/L	mg/L	mg/L	mg/L	mg/L	mg/L	mg/L	mg/L	µg/L	µg/L	mg/L	mg/L
EQL		20	10	20	20	1	0.5	5	5	1	0.05	0.05	0.0002	0.0002	0.5	0.001	0.001	0.001	0.001	0.001	0.001	0.05	0.05	0.001	0.001	0.5	0.005	0.005	0.001	0.001	0.5	5	5	0.005	0.005
Field ID	Date																				Cu															
SITE 1	6/07/2020	<20	<10	<20	<20	2.8	4.4	2,600	2,400	50	17	18	0.025	0.024	180	<0.001	<0.001	12	12	11	10	39	37	0.006	0.005	470	23	23	9.9	9.7	1.8	190	190	21	21
SITE1	13/07/2020	<20	<10	<20	<20	3.3	4.2	2300	2100	16	13	13	0.023	0.023	160	<0.001	<0.001	9.7	9.7	3.9	4.1	23	21	0.005	0.005	410	16	16	8.1	8.1	1.9	160	170	18	18
SITE 1	15/09/2020	<20	<10	<20	<20	1.1	15	3500	4300	11	32	29	0.044	0.032	290	<0.001	<0.001	17	17	8.5	8.2	31	21	0.053	0.047	860	30	28	15	14	<5	350	320	36	34
SITE1	21/12/2020	20	<10	<20	20	6.5	<5	99	100	16	1	0.07	0.0003	0.0003	7.7	<0.001	<0.001	0.097	0.097	0.17	0.093	0.48	0.08	0.003	<0.001	20	0.35	0.35	0.077	0.076	<5	8	<5	0.11	0.097
SITE1	23/12/2020	<20	<10	<20	<20	3.5	2.1	25	32	2.8	0.76	0.15	<0.0002	<0.0002	2.7	0.001	<0.001	0.032	0.032	0.088	0.061	0.44	0.08	0.002	<0.001	6.1	0.14	0.14	0.028	0.028	1.4	<5	<5	0.019	0.015
SITE 1	28/12/2020	<20	<10	<20	<20	19	2.6	62	47	<1	0.51	0.09	<0.0002	<0.0002	3.6	<0.001	<0.001	0.042	0.042	0.091	0.066	0.24	<0.05	0.001	<0.001	9.2	0.15	0.15	0.037	0.037	1	<5	<5	0.044	0.043
SITE 1	4/01/2021	<20	<10	<20	<20	3.6	2.5	19	32	8.6	0.26	0.07	<0.0002	<0.0002	2.5	<0.001	<0.001	0.018	0.018	0.041	0.033	0.41	0.09	0.001	<0.001	6.3	0.087	0.087	0.018	0.017	1	<5	<5	0.02	0.018
SITE 1	7/01/2021	22	<10	<20	22	22	3.3	28	44	5.9	0.41	0.06	<0.0002	<0.0002	3.5	<0.001	<0.001	0.029	0.029	0.071	0.046	0.56	0.09	0.003	<0.001	8.6	0.14	0.14	0.031	0.027	3	<5	<5	0.029	0.029
SITE 1	10/01/2021	<20	<10	<20	<20	55	2.2	26	20	8.7	0.24	<0.05	<0.0002	<0.0002	1.6	0.01	<0.001	0.009	0.009	0.02	0.015	0.52	0.12	0.001	<0.001	3.9	0.049	0.043	0.014	0.008	0.9	<5	<5	0.02	0.008
SITE 1	11/01/2021	23	<10	<20	23	27	3.1	54	42	2.9	0.26	0.06	<0.0002	<0.0002	2.7	0.009	<0.001	0.026	0.026	0.054	0.034	0.41	<0.05	<0.001	<0.001	8.5	0.096	0.093	0.029	0.024	0.7	<5	<5	0.042	0.03
SITE 1	18/01/2021	32	<10	<20	32	48	<5	40	48	4.1	0.24	0.05	<0.0002	<0.0002	<5	<0.001	<0.001	0.033	0.033	0.059	0.037	0.54	0.06	<0.001	<0.001	9.6	0.14	0.14	0.03	0.03	<5	<5	<5	0.037	0.034
SITE 1	25/01/2021	32	<10	<20	32	23	<5	38	52	<1	0.18	<0.05	<0.0002	<0.0002	<5	<0.001	<0.001	0.019	0.019	0.046	0.029	0.42	<0.05	<0.001	<0.001	10	0.081	0.079	0.019	0.019	<5	<5	<5	0.025	0.019
SITE 1	25/01/2021	33	<10	<20	33	18	<5	43	58	3	0.19	<0.05	<0.0002	<0.0002	5.8	<0.001	<0.001	0.022	0.021	0.055	0.035	0.46	<0.05	<0.001	<0.001	11	0.09	0.086	0.022	0.022	<5	<5	<5	0.024	0.021
SITE 1	1/02/2021	<20	<10	<20	<20	1.9	2.7	39	38	2.8	0.33	0.06	<0.0002	<0.0002	3	<0.001	<0.001	0.024	0.025	0.061	0.04	0.37	<0.05	<0.001	<0.001	7.5	0.097	0.1	0.023	0.024	0.5	<5	<5	0.022	0.02
SITE 1	8/02/2021	<20	<10	<20	<20	5.3	4	28	30	1.2	0.35	0.08	<0.0002	<0.0002	2.2	<0.001	<0.001	0.02	0.021	0.063	0.045	0.43	0.09	0.002	<0.001	5.8	0.089	0.095	0.021	0.023	1	<5	<5	0.019	0.017
SITE 1	10/02/2021	<20	<10	<20	<20	4.8	2.4	27	30	3.9	0.17	<0.05	<0.0002	<0.0002	2.2	<0.001	<0.001	0.014	0.014	0.046	0.032	0.38	0.09	0.001	<0.001	6	0.065	0.065	0.014	0.013	0.6	<5	<5	0.012	0.039
SITE 1	12/02/2021	<20	<10	<20	<20	16	2.7	39	43	4.5	0.23	0.06	<0.0002	<0.0002	3.4	<0.001	<0.001	0.027	0.027	0.071	0.052	0.4	0.07	0.001	<0.001	8.3	0.11	0.11	0.025	0.025	<0.5	<5	<5	0.025	0.024
SITE 1	15/02/2021	<20	<10	<20	<20	6.1	5.3	27	37	2.7	0.21	<0.05	<0.0002	<0.0002	3.8	<0.001	<0.001	0.02	0.019	0.052	0.034	0.39	<0.05	<0.001	<0.001	6.6	0.093	0.091	0.019	0.019	0.7	<5	<5	0.017	0.014
SITE1	22/02/2021	<20	<10	<20	<20	33	2.1	38	36	8.2	0.35	<0.05	<0.0002	<0.0002	3	0.14	<0.001	0.031	0.031	0.093	0.054	0.9	<0.05	<0.001	<0.001	6.9	0.13	0.13	0.1	0.032	0.5	<5	<5	0.03	0.027
SITE1	3/03/2021	<20	<10	<20	<20	1.8	2.9	68	75	1.8	0.32	<0.05	0.0002	0.0003	6.6	<0.001	<0.001	0.055	0.055	0.13	0.086	0.25	<0.05	<0.001	<0.001	14	0.14	0.14	0.049	0.049	0.7	6	<5	0.07	0.07
SITE 1	6/03/2021	<20	<10	<20	<20	1.8	2.6	68	80		0.31	0.06	0.0003	0.0003	6.3	<0.001	<0.001	0.069	0.061	0.13	0.079	0.23	<0.05	<0.001	<0.001	16	0.16	0.14	0.062	0.055	0.6	7	<5	0.093	0.082
SITE 1	8/03/2021	<20	<10	<20	<20	4.3	6.5	65	77	11	0.4	0.06	0.0002	0.0002	6	<0.001	<0.001	0.055	0.053	0.12	0.073	0.33	<0.05	<0.001	<0.001	15	0.16	0.15	0.052	0.048	1.5	7	<5	0.076	0.07
SITE 1	15/03/2021	27	<10	<20	27	4.6	2.2	83	110	2.3	0.26	<0.05	0.0003	0.0003	9.9	<0.001	<0.001	0.071	0.075	0.098	0.07	0.24	<0.05	<0.001	<0.001	21	0.22	0.22	0.061	0.065	0.5	6	<5	0.091	0.095
SITE1	18/03/2021	<20	<10	<20	<20	4.2	0.7	11	10	<1	0.4	0.09	<0.0002	<0.0002	1	<0.001	<0.001	0.007	0.007	0.048	0.037	0.17	<0.05	0.001	<0.001	1.9	0.032	0.031	0.009	0.009	0.7	<5	<5	0.008	0.007
SITE 1	4/05/2021	41	<10	<20	41	3.6	4.1	260	270	25	0.56	<0.05	0.0007	0.0006	22	<0.001	<0.001	0.25	0.24	0.27	0.11	1.4	<0.05	0.002	<0.001	53	0.86	0.84	0.2	0.2	1.7	16	7	0.27	0.25
SITE 1	12/05/2021	33	<10	<20	33	5.9	4.6	600	660	17	1.7	<0.05	0.0031	0.0031	55	<0.001	<0.001	1.1	1.1	0.82	0.26	4.8	0.26	0.002	<0.001	130	2.8	2.6	0.87	0.89	1.9	28	6	1.6	1.7
SITE 1	18/05/2021	<20	<10	<20	<20	3.8	4.2	1300	1300	42	7.3	1.2	0.0098	0.01	110	0.009	<0.001	4.4	4.3	2.3	1.5	21	17	0.004	0.001	240	9.2	9.2	3.5	3.6	1.7	86	52		

	Chloride	Sodium	Sulphate	Hardness as CaCO3	Total Suspended Solids (Lab)		Aluminium (filtered)	Cadmium (filtered)	Calcium	Chromium (III+VI) (filtered)	Cobalt (filtered)	Copper (filtered)	Iron (filtered)	Lead (filtered)	Magnesium	Manganese (filtered)	Nickel (filtered)	Potassium	Uranium (filtered)	Zinc (filtered)
Minimum	1.1	0.7	11.0	10.0	1.2	Minimum	0.050	0.000	1.000	0.000	0.007	0.015	0.060	0.001	1.900	0.031	0.008	0.500	6.000	0.007
Maximum	55.0	15.0	3500.0	4300.0	50.0	Maximum	29.000	0.032	290.000	0.000	17.000	10.000	37.000	0.047	860.000	28.000	14.000	3.000	320.000	34.000
Average	11.8	3.8	425.4	447.1	10.9	Average	3.656	0.009	35.780	0.000	1.669	0.934	6.931	0.015	87.600	3.045	1.376	1.157	124.167	2.913
StDev	14.2	2.8	911.1	990.9	12.7	StDev	8.323	0.012	72.491	0.000	4.259	2.503	11.986	0.022	196.230	7.367	3.500	0.655	124.647	8.255

		Inorganics									Metals																									
		Alkalinity (Bicarbonate as CaCO3)	Alkalinity (Carbonate as CaCO3)	Alkalinity (Hydroxide) as CaCO3	Alkalinity (total) as CaCO3	Chloride	Sodium	Sulphate	Hardness as CaCO3	Total Suspended Solids (Lab)	Aluminium	Aluminium (filtered)	Cadmium	Cadmium (filtered)	Calcium	Chromium (III+VI)	Chromium (III+VI) (filtered)	Cobalt	Cobalt (filtered)	Copper	Copper (filtered)	Iron	Iron (filtered)	Lead	Lead (filtered)	Magnesium	Manganese	Manganese (filtered)	Nickel	Nickel (filtered)	Potassium	Uranium	Uranium (filtered)	Zinc	Zinc (filtered)
		mg/L	mg/L	mg/L	mg/L	mg/L	mg/L	mg/L	mg/L	mg/L	mg/L	mg/L	mg/L	mg/L	mg/L	mg/L	mg/L	mg/L	mg/L	mg/L	mg/L	mg/L	mg/L	mg/L	mg/L	mg/L	mg/L	mg/L	mg/L	mg/L	mg/L	µg/L	µg/L	mg/L	mg/L
EQL		20	10	20	20	1	0.5	5	5	1	0.05	0.05	0.0002	0.0002	0.5	0.001	0.001	0.001	0.001	0.001	0.001	0.05	0.05	0.001	0.001	0.5	0.005	0.005	0.001	0.001	0.5	5	5	0.005	0.005
Field ID	**Date**																																			
SITE 2	**6/07/2020**	66	<10	<20	66	4.6	6.9	200	250	2.1	<0.05	<0.05	<0.0002	<0.0002	35	<0.001	<0.001	0.01	0.007	0.015	0.01	<0.05	<0.05	0.002	<0.001	40	0.02	0.008	0.024	0.024	1.4	<5	<5	0.026	0.024
SITE2	**13/07/2020**	53	<10	<20	53	4.5	7.2	210	230	1.3	<0.05	<0.05	0.0002	0.0003	32	<0.001	<0.001	0.012	0.009	0.018	0.012	<0.05	<0.05	0.003	<0.001	38	0.02	0.009	0.027	0.03	1.5	<5	<5	0.028	0.028
SITE 2	**20/07/2020**	59	<10	<20	59	4.3	7.9	190	290	2.4	<0.05	<0.05	0.0002	0.0002	41	<0.001	<0.001	0.012	0.01	0.016	0.01	<0.05	<0.05	0.003	<0.001	45	0.015	0.009	0.028	0.027	1.6	<5	<5	0.027	0.024
SITE2	**21/12/2020**	51	<10	<20	51	14	8.8	250	270	1.8	<0.05	<0.05	<0.0002	<0.0002	35	<0.001	<0.001	0.012	<0.001	0.022	0.009	0.1	<0.05	0.013	<0.001	44	0.13	0.023	0.023	0.021	2.2	<5	<5	0.028	0.021
SITE2	**23/12/2020**	58	<10	<20	58	5.4	6.8	250	230	32	<0.05	<0.05	<0.0002	<0.0002	31	<0.001	<0.001	0.011	<0.001	0.022	0.008	0.12	<0.05	0.013	<0.001	36	0.13	<0.005	0.02	0.016	1.6	<5	<5	0.022	0.014
SITE 2	**28/12/2020**	45	<10	<20	45	19	5	180	180	2.6	<0.05	<0.05	<0.0002	<0.0002	31	<0.001	<0.001	0.007	0.002	0.016	0.009	0.09	<0.05	0.01	<0.001	26	0.16	0.11	0.017	0.017	1.3	<5	<5	0.02	0.02
SITE 2	**4/01/2021**	42	<10	<20	42	16	4.7	160	170	2.9	<0.05	<0.05	<0.0002	<0.0002	29	<0.001	<0.001	0.01	0.004	0.014	0.006	0.18	<0.05	0.007	<0.001	25	0.15	0.088	0.012	0.01	1.1	<5	<5	0.027	0.011
SITE 2	**11/01/2021**	43	<10	<20	43	7.8	5.2	170	180	3	<0.05	<0.05	<0.0002	<0.0002	31	0.006	<0.001	0.01	0.008	0.012	0.01	0.07	<0.05	0.005	0.003	26	0.24	0.23	0.02	0.016	1.2	<5	<5	0.021	0.014
SITE 2	**18/01/2021**	67	<10	<20	67	52	<5	150	180	1.6	<0.05	<0.05	<0.0002	<0.0002	30	<0.001	<0.001	0.006	0.016	0.006	0.018	<0.05	0.06	<0.001	0.008	25	0.26	0.37	0.015	0.017	<5	<5	<5	0.011	0.018
SITE 2	**25/01/2021**	42	<10	<20	42	18	5	190	190	1.8	<0.05	<0.05	<0.0002	<0.0002	34	<0.001	<0.001	0.006	0.002	0.012	0.007	0.06	<0.05	0.004	<0.001	26	0.18	0.13	0.014	0.013	<5	<5	<5	0.023	0.017
SITE 2	**25/01/2021**	45	<10	<20	45	2.5	7.2	190	190	24	<0.05	<0.05	<0.0002	<0.0002	29	<0.001	<0.001	0.005	0.002	0.013	0.01	<0.05	<0.05	0.003	<0.001	30	0.15	0.12	0.016	0.016	<5	<5	<5	0.02	0.018
SITE 2	**1/02/2021**	39	<10	<20	39	10	4.5	130	160	4.1	<0.05	<0.05	<0.0002	<0.0002	26	<0.001	<0.001	0.016	0.009	0.023	0.007	0.08	<0.05	0.011	<0.001	24	0.12	0.085	0.017	0.017	1.1	<5	<5	0.021	0.019
SITE 2	**8/02/2021**	42	<10	<20	42	3.5	4.5	130	160	<1	<0.05	<0.05	<0.0002	<0.0002	26	<0.001	<0.001	0.015	0.008	0.021	0.008	0.07	<0.05	0.014	<0.001	24	0.14	0.11	0.017	0.018	1	<5	<5	0.024	0.02
SITE2	**12/02/2021**	44	<10	<20	44	17	4.1	120	150	1.5	0.6	<0.05	<0.0002	<0.0002	24	<0.001	<0.001	0.01	0.005	0.015	0.007	<0.05	<0.05	0.006	<0.001	23	0.11	0.084	0.016	0.015	0.8	<5	<5	0.019	0.016
SITE 2	**15/02/2021**	34	<10	<20	34	7.2	2	110	130	5.4	<0.05	<0.05	<0.0002	<0.0002	20	<0.001	<0.001	0.012	0.006	0.016	0.007	0.09	<0.05	0.008	<0.001	20	0.14	0.11	0.014	0.013	<0.5	<5	<5	0.019	0.018
SITE2	**22/02/2021**	29	<10	<20	29	2.4	2.8	84	100	6.6	0.08	<0.05	<0.0002	<0.0002	17	0.16	0.002	0.014	<0.001	0.027	0.007	0.88	<0.05	0.014	<0.001	15	0.078	0.005	0.096	0.015	0.6	<5	<5	0.029	0.016
SITE2	**1/03/2021**	31	<10	<20	31	3.7	<5	75	110	3	<0.05	<0.05	<0.0002	<0.0002	18	<0.001	<0.001	0.001	0.001	0.007	0.006	<0.05	<0.05	0.001	<0.001	15	0.013	0.012	0.01	0.01	<5	<5	<5	0.014	0.012
SITE 2	**6/03/2021**	32	<10	<20	32	15	3.3	76	110		<0.05	<0.05	<0.0002	<0.0002	16	<0.001	<0.001	0.002	0.002	0.009	0.007	<0.05	<0.05	0.001	<0.001	16	0.019	0.018	0.009	0.008	0.7	<5	<5	0.012	0.012
SITE 2	**8/03/2021**	35	<10	<20	35	2.5	6.9	79	79	<1	<0.05	<0.05	<0.0002	<0.0002	11	<0.001	<0.001	0.008	0.004	0.016	0.008	0.05	<0.05	0.003	<0.001	13	0.046	0.024	0.01	0.009	1.9	<5	<5	0.014	0.012
SITE 2	**15/03/2021**	50	<10	<20	50	2.3	3.1	88	130	<1	<0.05	<0.05	<0.0002	<0.0002	19	<0.001	<0.001	0.001	0.001	0.009	0.009	<0.05	<0.05	<0.001	<0.001	21	<0.005	<0.005	0.007	0.008	0.7	<5	<5	0.011	0.011
SITE 2	**21/03/2021**	34	<10	<20	34	15	2.5	78	100	5.1	<0.05	<0.05	<0.0002	<0.0002	15	<0.001	<0.001	0.002	<0.001	0.012	0.008	<0.05	<0.05	0.004	<0.001	16	0.021	<0.005	0.006	0.006	0.7	<5	<5	0.031	0.029
SITE2	**22/03/2021**	37	<10	<20	37	3.6	2.9	83	110	1	<0.05	<0.05	<0.0002	<0.0002	15	<0.001	<0.001	<0.001	<0.001	0.007	0.006	<0.05	<0.05	0.002	<0.001	17	0.007	<0.005	0.006	0.006	0.7	<5	<5	0.019	0.019
SITE2	**29/03/2021**	39	<10	<20	39	3.4	2.7	75	110	<1	<0.05	<0.05	<0.0002	<0.0002	16	0.001	<0.001	0.004	<0.001	0.013	0.006	0.06	<0.05	0.002	<0.001	18	0.042	0.006	0.006	0.005	0.8	<5	<5	0.009	0.007
SITE 2	**5/04/2021**	42	<10	<20	42	16	3.3	88	130	2.8	<0.05	<0.05	<0.0002	<0.0002	15	0.006	<0.001	0.003	<0.001	0.012	0.008	0.08	<0.05	0.002	<0.001	12	0.016	<0.005	0.005	0.005	0.8	<5	<5	0.016	0.005
SITE 2	**12/04/2021**	45	<10	<20	45	5.3	3.2	92	130	2.4	<0.05	<0.05	<0.0002	<0.0002	17	<0.001	<0.001	<0.001	<0.001	0.008	0.008	<0.05	<0.05	<0.001	<0.001	22	<0.005	<0.005	0.006	0.006	0.6	<5	<5	0.006	0.006
SITE 2	**20/04/2021**	52	<10	<20	52	3.4	4	100	120	1.2	<0.05	<0.05	<0.0002	<0.0002	12	<0.001	<0.001	<0.001	<0.001	0.012	0.01	<0.05	<0.05	<0.001	<0.001	21	0.005	<0.005	0.006	0.005	0.6	<5	<5	0.009	0.008
SITE2	**27/04/2021**	58	<10	<20	58	3	4.5	110	160	2.9	<0.05	<0.05	<0.0002	<0.0002	18	<0.001	<0.001	0.002	<0.001	0.012	0.008	<0.05	<0.05	0.001	<0.001	27	0.015	<0.005	0.005	0.005	0.8	<5	<5	0.008	0.015
SITE 2	**4/05/2021**	57	<10	<20	57	3	3.9	100	160	1.1	<0.05	<0.05	<0.0002	<0.0002	18	<0.001	<0.001	0.004	0.002	0.014	0.013	<0.05	<0.05	<0.001	<0.001	27	0.018	<0.005	0.007	0.007	0.9	<5	<5	0.013	0.012
SITE 2	**12/05/2021**	64	<10	<20	64	4.2	4.4	110	170	<1	<0.05	<0.05	<0.0002	<0.0002	19	<0.001	<0.001	0.001	<0.001	0.01	0.008	<0.05	<0.05	0.001	<0.001	29	0.012	<0.005	0.005	0.004	0.9	<5	<5	0.006	0.007
SITE 2	**18/05/2021**	82	<10	<20	82	3.4	4.2	110	160	<1	<0.05	<0.05	<0.0002	<0.0002	18	0.001	<0.001	0.002	<0.001	0.006	0.004	<0.05	<0.05	0.001	<0.001	28	0.009	<0.005	0.005	0.005	0.8	<5	<5		

	Chloride	Sodium	Sulphate	Hardness as CaCO3	Total Suspended Solids (Lab)	Aluminium (filtered)	Cadmium (filtered)	Calcium	Chromium (III+VI) (filtered)	Cobalt (filtered)	Copper (filtered)	Iron (filtered)	Lead (filtered)	Magnesium	Manganese (filtered)	Nickel (filtered)	Potassium	Uranium (filtered)	Zinc (filtered)
	mg/L	mg/L	mg/L	mg/L	mg/L	mg/L	mg/L	mg/L	mg/L	mg/L	mg/L	mg/L	mg/L	mg/L	mg/L	mg/L	mg/L	µg/L	mg/L
Min	2.3	2.0	75.0	79.0	1.0	0.000	0.000	11.000	0.002	0.001	0.004	0.060	0.003	12.000	0.005	0.004	0.600	0.000	0.005
Max	52.0	8.8	250.0	290.0	32.0	0.000	0.000	41.000	0.002	0.016	0.018	0.060	0.008	45.000	0.370	0.030	2.200	0.000	0.029
Avg	9.1	4.7	132.6	161.3	4.9	0.000	0.000	23.267	0.002	0.005	0.008	0.060	0.006	24.967	0.082	0.012	1.052	0.000	0.016
Stdev	9.9	1.8	53.6	52.2	7.5	0.000	0.000	8.120	0.000	0.004	0.003	0.000	0.004	8.704	0.093	0.007	0.434	0.000	0.006

		Inorganics									Metals																									
		Alkalinity (Bicarbonate as CaCO3)	Alkalinity (Carbonate as CaCO3)	Alkalinity (Hydroxide) as CaCO3	Alkalinity (total) as CaCO3	Chloride	Sodium	Sulphate	Hardness as CaCO3	Total Suspended Solids (Lab)	Aluminium	Aluminium (filtered)	Cadmium	Cadmium (filtered)	Calcium	Chromium (III+VI)	Chromium (III+VI) (filtered)	Cobalt	Cobalt (filtered)	Copper	Copper (filtered)	Iron	Iron (filtered)	Lead	Lead (filtered)	Magnesium	Manganese	Manganese (filtered)	Nickel	Nickel (filtered)	Potassium	Uranium	Uranium (filtered)	Zinc	Zinc (filtered)
		mg/L	mg/L	mg/L	mg/L	mg/L	mg/L	mg/L	mg/L	mg/L	mg/L	mg/L	mg/L	mg/L	mg/L	mg/L	mg/L	mg/L	mg/L	mg/L	mg/L	mg/L	mg/L	mg/L	mg/L	mg/L	mg/L	mg/L	mg/L	mg/L	mg/L	µg/L	µg/L	mg/L	mg/L
EQL		20	10	20	20	1	0.5	5	5	1	0.05	0.05	0.0002	0.0002	0.5	0.001	0.001	0.001	0.001	0.001	0.001	0.05	0.05	0.001	0.001	0.5	0.005	0.005	0.001	0.001	0.5	5	5	0.005	0.005
Field ID	**Date**																																			
SITE4	**21/12/2020**	<20	<10	<20	<20	45	3	27	5.8	3.2	0.35	0.2	<0.0002	<0.0002	<0.5	<0.001	<0.001	0.001	<0.001	0.004	0.003	0.21	0.1	<0.001	<0.001	1.1	0.019	0.017	<0.001	<0.001	2.4	<5	<5	0.01	0.007
SITE 4	**23/12/2020**	<20	<10	<20	<20	2.9	2.1	11	<5	<1	0.28	0.23	<0.0002	<0.0002	<0.5	<0.001	<0.001	<0.001	<0.001	0.002	0.002	0.12	0.08	<0.001	<0.001	0.8	0.009	0.009	<0.001	<0.001	1.6	<5	<5	<0.005	<0.005
SITE 4	**28/12/2020**	<20	<10	<20	<20	6.6	2.1	8	<5	<1	0.14	0.13	<0.0002	<0.0002	<0.5	<0.001	<0.001	<0.001	<0.001	0.001	0.001	0.14	0.1	<0.001	<0.001	0.8	0.011	0.011	<0.001	<0.001	1.2	<5	<5	<0.005	<0.005
SITE 4	**4/01/2021**	<20	<10	<20	<20	6.3	2.2	7.2	15	3.4	0.09	0.08	<0.0002	<0.0002	3.3	<0.001	<0.001	<0.001	<0.001	0.002	0.002	0.29	0.1	<0.001	<0.001	1.6	0.008	0.005	<0.001	<0.001	0.8	<5	<5	0.005	<0.005
SITE 4	**7/01/2021**	<20	<10	<20	<20	8.3	2	<5	<5	2.5	0.1	0.07	<0.0002	<0.0002	<0.5	<0.001	<0.001	<0.001	<0.001	0.004	0.003	0.2	0.1	<0.001	<0.001	0.5	0.007	0.005	<0.001	<0.001	0.8	<5	<5	<0.005	<0.005
SITE 4	**10/01/2021**	<20	<10	<20	<20	51	2.3	36	<5	1.4	0.1	0.09	<0.0002	<0.0002	<0.5	0.009	<0.001	<0.001	<0.001	0.002	0.001	0.25	0.13	<0.001	<0.001	0.6	0.007	0.006	0.005	<0.001	0.9	<5	<5	0.011	<0.005
SITE 4	**11/01/2021**	<20	<10	<20	<20	14	2.2	30	<5	2	0.09	0.07	<0.0002	<0.0002	<0.5	0.008	<0.001	<0.001	<0.001	0.002	0.001	0.23	0.09	<0.001	<0.001	0.6	0.007	<0.005	0.005	<0.001	0.9	<5	<5	0.01	<0.005
SITE 4	**18/01/2021**	<20	<10	<20	<20	56	<5	2.3	10	2.6	0.09	0.05	<0.0002	<0.0002	<5	<0.001	<0.001	<0.001	<0.001	0.002	<0.001	0.23	0.11	<0.001	<0.001	<5	0.008	0.006	<0.001	<0.001	<5	<5	<5	<0.005	<0.005
SITE 4	**25/01/2021**	<20	<10	<20	<20	36	<5	11	<5	1.5	0.11	0.05	<0.0002	<0.0002	<5	<0.001	<0.001	<0.001	<0.001	0.001	<0.001	0.24	0.09	<0.001	<0.001	<5	0.007	<0.005	<0.001	<0.001	<5	<5	<5	<0.005	<0.005
SITE 4	**25/01/2021**	<20	<10	<20	<20	45	<5	<5	<5	2.2	0.11	<0.05	<0.0002	<0.0002	<5	<0.001	<0.001	<0.001	<0.001	0.001	<0.001	0.21	0.08	<0.001	<0.001	<5	0.007	<0.005	<0.001	<0.001	<5	<5	<5	0.006	<0.005
SITE 4	**8/02/2021**	<20	<10	<20	<20	12	1.8	<5	<5	<1	0.08	0.06	<0.0002	<0.0002	<0.5	<0.001	<0.001	<0.001	<0.001	0.002	0.002	0.19	0.11	<0.001	<0.001	0.7	0.006	0.005	<0.001	<0.001	0.7	<5	<5	<0.005	<0.005
SITE 4	**15/02/2021**	<20	<10	<20	<20	2	<0.5	<5	5.2	<1	0.06	<0.05	<0.0002	<0.0002	0.6	<0.001	<0.001	<0.001	<0.001	<0.001	<0.001	0.16	0.09	<0.001	<0.001	0.9	0.006	<0.005	<0.001	<0.001	<0.5	<5	<5	<0.005	<0.005
SITE4	**22/02/2021**	<20	<10	<20	<20	5.8	1.4	<5	<5	2.3	0.07	<0.05	<0.0002	<0.0002	<0.5	0.14	<0.001	<0.001	<0.001	0.004	0.001	0.81	0.08	<0.001	<0.001	<0.5	0.012	<0.005	0.073	<0.001	0.6	<5	<5	0.008	<0.005
SITE4	**1/03/2021**	<20	<10	<20	<20	5.2	<5	<5	5.5	7.6	0.06	<0.05	<0.0002	<0.0002	<5	<0.001	<0.001	<0.001	<0.001	0.001	0.001	0.18	0.08	<0.001	<0.001	<5	0.009	0.008	<0.001	<0.001	<5	<5	<5	<0.005	<0.005
SITE4	**3/03/2021**	<20	<10	<20	<20	4.6	2.3	<5	11	<1	0.06	<0.05	<0.0002	<0.0002	1.6	<0.001	<0.001	<0.001	<0.001	0.001	<0.001	0.18	0.09	<0.001	<0.001	1.8	0.006	0.006	<0.001	<0.001	0.7	<5	<5	<0.005	<0.005
SITE 4	**6/03/2021**	<20	<10	<20	<20	1.4	1.9	<5	9.1		0.06	<0.05	<0.0002	<0.0002	1.1	<0.001	<0.001	<0.001	<0.001	<0.001	<0.001	0.21	0.07	<0.001	<0.001	1.5	0.007	<0.005	<0.001	<0.001	0.6	<5	<5	<0.005	<0.005
SITE 4	**8/03/2021**	<20	<10	<20	<20	3.4	5.4	<5	<5	<1	0.06	<0.05	<0.0002	<0.0002	0.5	<0.001	<0.001	<0.001	<0.001	0.001	<0.001	0.19	0.07	<0.001	<0.001	0.8	0.005	0.005	<0.001	<0.001	1.8	<5	<5	<0.005	<0.005
SITE 4	**15/03/2021**	<20	<10	<20	<20	18	1.5	<5	<5	<1	<0.05	<0.05	<0.0002	<0.0002	<0.5	<0.001	<0.001	<0.001	<0.001	<0.001	<0.001	0.09	0.08	<0.001	<0.001	<0.5	0.007	0.007	<0.001	<0.001	0.6	<5	<5	<0.005	<0.005
SITE4	**18/03/2021**	710	<10	<20	710	12	1.1	<5	<5	<1	0.05	<0.05	<0.0002	<0.0002	<0.5	<0.001	<0.001	<0.001	<0.001	<0.001	<0.001	0.13	0.07	<0.001	<0.001	<0.5	0.006	0.006	<0.001	<0.001	0.6	<5	<5	<0.005	<0.005
SITE 4	**21/03/2021**	<20	<10	<20	<20	11	1.3	<5	<5	3.6	0.06	<0.05	<0.0002	<0.0002	<0.5	<0.001	<0.001	<0.001	<0.001	<0.001	<0.001	0.16	0.08	<0.001	<0.001	0.6	<0.005	0.005	<0.001	<0.001	0.5	<5	<5	<0.005	<0.005
SITE4	**22/03/2021**	<20	<10	<20	<20	33	1.4	8.8	<5	2	0.06	<0.05	<0.0002	<0.0002	<0.5	<0.001	<0.001	<0.001	<0.001	<0.001	<0.001	0.18	0.07	<0.001	<0.001	0.6	0.006	0.006	<0.001	<0.001	0.5	<5	<5	<0.005	<0.005
SITE4	**29/03/2021**	<20	<10	<20	<20	1.3	1.5	<5	28	<1	0.07	<0.05	<0.0002	<0.0002	8.4	<0.001	<0.001	<0.001	<0.001	<0.001	<0.001	0.19	0.07	<0.001	<0.001	1.8	<0.005	<0.005	<0.001	<0.001	0.7	<5	<5	<0.005	<0.005
SITE 4	**5/04/2021**	<20	<10	<20	<20	11	1.6	<5	<5	4.3	<0.05	<0.05	<0.0002	<0.0002	<0.5	0.005	<0.001	<0.001	<0.001	<0.001	<0.001	0.22	0.07	<0.001	<0.001	0.6	0.006	<0.005	<0.001	<0.001	0.6	<5	<5	0.008	<0.005
SITE 4	**12/04/2021**	<20	<10	<20	<20	3.3	1.3	<5	<5	2.4	<0.05	<0.05	<0.0002	<0.0002	<0.5	<0.001	<0.001	<0.001	0.002	0.002	0.007	0.21	0.07	<0.001	<0.001	<0.5	0.006	0.006	<0.001	0.001	<0.5	<5	<5	<0.005	<0.005
SITE4	**12/04/2021**	<20	<10	<20	<20	2.2	1.4	<5	<5	<1	<0.05	<0.05	<0.0002	<0.0002	<0.5	<0.001	<0.001	0.001	0.001	0.002	0.002	0.23	0.07	<0.001	<0.001	0.7	0.008	0.007	0.001	0.001	0.5	<5	<5	<0.005	<0.005
SITE4	**14/04/2021**	<20	<10	<20	<20	2.8	2.3	<5	<5	<1	0.1	<0.05	<0.0002	<0.0002	<0.5	<0.001	<0.001	<0.001	<0.001	0.001	0.001	0.28	0.1	<0.001	<0.001	0.6	0.006	0.006	<0.001	<0.001	0.7	<5	<5	<0.005	<0.005
SITE4	**20/04/2021**	<20	<10	<20	<20	1.8	2	43	<5	2.8	0.06	0.06	0.0003	0.0003	<0.5	<0.001	<0.001	<0.001	<0.001	<0.001	<0.001	0.31	0.31	0.002	0.002	<0.5	<0.005	<0.005		<0.001	<0.5	<5	<5	<0.005	<0.005
SITE4	**27/04/2021**	<20	<10	<20	<20	1.8	2	<5	<5	5.1	0.06	<0.05	<0.0002	<0.0002	<0.5	<0.001	<0.001	<0.001	<0.001	<0.001	<0.001	0.41	0.15	<0.001	<0.001	0.8	0.006	0.007	<0.001	<0.001	0.8	<5	<5	<0.005	0.006
SITE 4	**4/05/2021**	<20	<10	<20	<20	1.3	2.3	<5	<5	2.7	0.08	<0.05	<0.0002	<0.0002	<0.5	<0.001	<0.001	<0.001	<0.001	0.001	<0.001	0.64	0.23	<0.001	<0.001	1	0.018	0.017	<0.001	<0.001	0.9	<5	<5	<0.005	<0.005
SITE 4	**12/05/2021**	<20	<10	<20	<20	3.2	2.8	<5	7.1	1.3	0.08	<0.05	<0.0002	<0.0002	0.5	<0.001	<0.001	<0.001	<0.001	0.001	<0.001	0.73	0.27	<0.001	<0.001	1.4	0.033	0.03	<0.001	<0.001	1.2	<5	<5	<0.005	<0.005

	Chloride	Sodium	Sulphate	Hardness as CaCO3	Total Suspended Solids (Lab)	Aluminium (filtered)	Cadmium (filtered)	Calcium	Chromium (III+VI) (filtered)	Cobalt (filtered)	Copper (filtered)	Iron (filtered)	Lead (filtered)	Magnesium	Manganese (filtered)	Nickel (filtered)	Potassium	Uranium (filtered)	Zinc (filtered)
	mg/L	mg/L	mg/L	mg/L	mg/L	mg/L	mg/L	mg/L	mg/L	mg/L	mg/L	mg/L	mg/L	mg/L	mg/L	mg/L	mg/L	mg/L	mg/L
Min	1.0	0.5	2.3	5.0	1.0	0.050	0.000	0.500	0.001	0.001	0.001	0.050	0.001	0.500	0.005	0.001	0.500	0.005	0.005
Max	56.0	5.4	43.0	28.0	7.6	0.230	0.000	8.400	0.001	0.002	0.007	0.310	0.002	1.800	0.030	0.001	2.400	0.011	0.007
Avg	13.2	2.0	17.2	10.2	2.8	0.095	0.000	2.063	0.001	0.001	0.002	0.105	0.002	0.923	0.008	0.001	0.879	0.008	0.006
Stdev	16.5	0.9	14.1	7.0	1.5	0.061	0.000	2.733	0.000	0.001	0.002	0.059	0.001	0.422	0.006	0.000	0.466	0.002	0.001

Inorganics

Immediately before dischrge	During discharge	Alkalinity (Bicarbonate as CaCO3)	Alkalinity (Carbonate as CaCO3)	Alkalinity (Hydroxide) as CaCO3	Alkalinity (total) as CaCO3	Chloride	Sodium	Sulphate	Hardness as CaCO3	Total Suspended Solids (Lab)
		mg/L	mg/L	mg/L	mg/L	mg/L	mg/L	mg/L	mg/L	mg/L
WDL177-09 Trigger Values										
WDL177-09 Triple Trigger Values										
EQL		20	10	20	20	1	0.5	5	5	1
Field ID	Date									
SITE5	6/07/2020	93	<10	<20	93	2.4	22	190	240	<1
SITE5	13/07/2020	91	<10	<20	91	2.2	20	200	230	2
SITE5	13/07/2020	97	<10	<20	97	2.1	22	200	240	3.2
SITE5	20/07/2020	85	<10	<20	85	1.8	24	200	270	5.3
SITE 5	20/07/2020	120	<10	<20	120	1.9	24	190	270	3.1
SITE5	21/12/2020	<20	<10	<20	<20	4.4	7.6	75	53	2.9
SITE5	21/12/2020	<20	<10	<20	<20	35	7.2	74	55	1.3
SITE 5 (Before discharge)	23/12/2020	38	<10	<20	38	3.9	6	110	110	3.4
SITE 5 (Before discharge)	23/12/2020	26	<10	<20	26	1.1	3.4	25	100	<1
SITE 5 (B)	23/12/2020	43	<10	<20	43	21	5.9	100	73	1
SITE5	28/12/2020	35	<10	<20	35	4.6	4.3	130	130	<1
SITE5	28/12/2020	37	<10	<20	37	17	5.7	110	130	<1
SITE 5 (1)	4/01/2021	22	<10	<20	22	15	3.1	26	24	8.2
SITE 5 (2)	4/01/2021	<20	<10	<20	<20	18	3.2	11	23	7.2
SITE 5 (1)	7/01/2021	<20	<10	<20	<20	3.8	3.3	16	18	3.5
SITE 5 (2)	7/01/2021	<20	<10	<20	<20	24	3.3	12	29	3
SITE 5	10/01/2021	20	<10	<20	20	55	3.4	33	23	1.2
SITE 5	10/01/2021	23	<10	<20	23	4.8	3.3	21	22	<1
SITE 5	11/01/2021	22	<10	<20	22	6.7	3.2	23	22	1.2
SITE 5	18/01/2021	36	<10	<20	36	61	<5	8.8	54	<1
SITE 5	18/01/2021	48	<10	<20	48	7.4	<5	9.2	15	2.9
SITE 5 (Before)	25/01/2021	59	<10	<20	59	60	7.9	85	91	9
SITE 5	25/01/2021	43	<10	<20	43	27	<5	57	32	3.3
SITE 5	25/01/2021	65	<10	<20	65	<1	8.1	110	120	12
SITE 5	1/02/2021	26	<10	<20	26	6.9	3.1	33	28	2.2
SITE 5	1/02/2021	23	<10	<20	23	12	3.1	27	31	1
SITE 5	8/02/2021	28	<10	<20	28	8.3	3.3	14	29	<1
SITE 5	8/02/2021	28	<10	<20	28	4.8	3.2	28	28	<1
SITE 5	10/02/2021	26	<10	<20	26	27	3	10	28	<1
SITE 5	10/02/2021	29	<10	<20	29	27	3	7.9	28	<1
SITE 5	12/02/2021	48	<10	<20	48	28	4.9	90	110	4
SITE 5	12/02/2021	48	<10	<20	48	7.2	4.9	96	100	2
SITE 5 (before discharge)	12/02/2021	26	<10	<20	26	13	2.7	39	26	1.4
SITE 5	15/02/2021	27	<10	<20	27	22	2.3	60	85	5
SITE 5	15/02/2021	27	<10	<20	27	19	1.6	67	86	4.2
SITE5	22/02/2021	22	<10	<20	22	18	2.4	46	43	6.7
SITE5	22/02/2021	22	<10	<20	22	7.5	2.2	32	42	5.8
SITE5	1/03/2021	<20	<10	<20	<20	1.5	<5	8.5	13	3
SITE5	1/03/2021	<20	<10	<20	<20	1.7	<5	8.4	46	2
SITE5 (1hr before discharge)	3/03/2021	<20	<10	<20	<20	3.2	3	73	83	3.1
SITE5	3/03/2021	<20	<10	<20	<20	1.8	2.7	15	16	2.7
SITE5	3/03/2021	<20	<10	<20	<20	3.9	2.7	12	17	<1
SITE 5	6/03/2021	25	<10	<20	25	5.2	0.6	54	17	
SITE 5	6/03/2021	29	<10	<20	29	2.7	3.2	58	89	
SITE 5	8/03/2021	25	<10	<20	25	1.8	7	45	66	1.7
SITE 5	8/03/2021	31	<10	<20	31	13	6.6	46	39	<1
SITE 5	15/03/2021	990	<10	<20	990	1	2.2	8.3	22	<1
SITE 5	15/03/2021	340	<10	<20	340	14	2.2	6.7	32	<1
SITE5	18/03/2021	61	<10	<20	61	23	1.5	7.3	11	<1
SITE5	18/03/2021	1,100	<10	<20	1,100	24	1.5	6	21	<1
SITE 5	21/03/2021	35	<10	<20	35	5.8	3.5	51	75	3.3
SITE 5	21/03/2021	36	<10	<20	36	23	3.6	55	89	3.7
SITE5 (1hr before discharge)	22/03/2021	<20	<10	<20	<20	11	2.4	12	19	<1
SITE5	22/03/2021	<20	<10	<20	<20	3.5	2.1	14	19	1.9
SITE5	22/03/2021	<20	<10	<20	<20	1.7	2	12	19	1
SITE5(A)	29/03/2021	28	<10	<20	28	12	2.6	43	80	<1
SITE5(B)	29/03/2021	36	<10	<20	36	4.4	2.5	44	72	<1
SITE 5	5/04/2021	<20	<10	<20	<20	4	2.8	11	35	5.4
SITE 5	5/04/2021	21	<10	<20	21	14	2.5	11	19	5.5
SITE 5	12/04/2021	<20	<10	<20	<20	2.8	2.1	9.1	46	<1
SITE 5	12/04/2021	<20	<10	<20	<20	3.1	2.1	9.4	21	4.1
SITE5(A)	12/04/2021	21	<10	<20	21	1.6	2.1	9.3	21	1.2
SITE5(A)	14/04/2021	<20	<10	<20	<20	1.5	3.4	12	21	1.8
SITE5(B)	12/04/2021	<20	<10	<20	<20	1.6	2	9.6	14	<1
SITE5(B)	14/04/2021	<20	<10	<20	<20	5.4	3.1	<5	15	3.3
SITE 5	20/04/2021	23	<10	<20	23	1.4	2.6	11	23	2.4
SITE5	20/04/2021	24	<10	<20	24	1.5	2.7	12	25	2.6
SITE5	27/04/2021	29	<10	<20	29	3.8	3.5	28	40	4.5
SITE5	27/04/2021	29	<10	<20	29	2.5	3.6	27	39	11
SITE 5	4/05/2021	59	<10	<20	59	2.9	7.1	59	100	4.4
SITE 5B	4/05/2021	56	<10	<20	56	2.6	6.8	54	95	5.1
SITE 5	12/05/2021	96	<10	<20	96	5.3	13	120	180	1.8
SITE 5 B	12/05/2021	86	<10	<20	86	2.5	13	130	180	2.2
SITE 5	18/05/2021	150	<10	<20	150	2.7	15	150	210	<1
SITE 5B	18/05/2021	110	<10	<20	110	5.3	15	150	200	<1

Metals

Field ID	Date	Aluminium	Aluminium (filtered)	Cadmium	Cadmium (filtered)	Calcium	Chromium (III+VI)	Chromium (III+VI) (filtered)	Cobalt	Cobalt (filtered)	Copper	Copper (filtered)
		mg/L	mg/L	mg/L	mg/L	mg/L	mg/L	mg/L	mg/L	mg/L	mg/L	mg/L
WDL177-09 Trigger Values			0.15		0.001			0.04		0.013		0.003
WDL177-09 Triple Trigger Values			0.45		0.003			0.12		0.039		0.009
EQL		0.05	0.05	0.0002	0.0002	0.5	0.001	0.001	0.001	0.001	0.001	0.001
Field ID	Date									Co		Cu
SITE5	6/07/2020	<0.05	<0.05	<0.0002	<0.0002	40	<0.001	<0.001	0.004	0.004	0.017	0.002
SITE5	13/07/2020	<0.05	<0.05	<0.0002	<0.0002	38	<0.001	<0.001	0.009	0.008	0.007	0.005
SITE5	13/07/2020	<0.05	<0.05	<0.0002	<0.0002	40	<0.001	<0.001	0.009	0.008	0.006	0.005
SITE5	20/07/2020	<0.05	<0.05	<0.0002	<0.0002	48	<0.001	<0.001	0.011	0.008	0.013	0.009
SITE 5	20/07/2020	<0.05	<0.05	<0.0002	<0.0002	47	<0.001	<0.001	0.011	0.008	0.013	0.009
SITE5	21/12/2020	0.11	<0.05	<0.0002	<0.0002	7.9	<0.001	<0.001	0.017	0.017	0.019	0.014
SITE5	21/12/2020	0.11	<0.05	<0.0002	<0.0002	8.2	<0.001	<0.001	0.015	0.015	0.02	0.012
SITE 5 (Before discharge)	23/12/2020	0.12	<0.05	<0.0002	<0.0002	17	<0.001	<0.001	0.004	0.004	0.012	0.007
SITE 5 (Before discharge)	23/12/2020	0.18	<0.05	<0.0002	<0.0002	21	<0.001	<0.001	0.003	0.003	0.008	0.006
SITE 5 (B)	23/12/2020	0.15	<0.05	<0.0002	<0.0002	10	<0.001	<0.001	0.004	0.004	0.014	0.008
SITE5	28/12/2020	<0.05	<0.05	<0.0002	<0.0002	21	<0.001	<0.001	0.003	0.003	0.008	0.004
SITE5	28/12/2020	<0.05	<0.05	<0.0002	<0.0002	22	<0.001	<0.001	0.003	0.003	0.008	0.004
SITE 5 (1)	4/01/2021	0.06	<0.05	<0.0002	<0.0002	3	<0.001	<0.001	0.004	0.004	0.009	0.009
SITE 5 (2)	4/01/2021	0.06	<0.05	<0.0002	<0.0002	3	<0.001	<0.001	0.004	0.004	0.009	0.008
SITE 5 (1)	7/01/2021	0.07	<0.05	<0.0002	<0.0002	1.9	<0.001	<0.001	0.002	0.002	0.009	0.009
SITE 5 (2)	7/01/2021	0.06	<0.05	<0.0002	<0.0002	4.1	<0.001	<0.001	0.002	0.002	0.011	0.01
SITE 5	10/01/2021	0.06	<0.05	<0.0002	<0.0002	2.8	0.01	<0.001	0.002	0.002	0.006	0.004
SITE 5	10/01/2021	0.05	<0.05	<0.0002	<0.0002	2.7	0.008	<0.001	0.002	0.002	0.007	0.005
SITE 5	11/01/2021	0.05	<0.05	<0.0002	<0.0002	2.6	0.008	<0.001	0.003	0.003	0.008	0.007
SITE 5	18/01/2021	<0.05	0.06	<0.0002	<0.0002	7.8	<0.001	<0.001	0.002	0.002	0.003	0.005
SITE 5	18/01/2021	<0.05	0.07	<0.0002	<0.0002	<5	<0.001	<0.001	0.002	0.002	0.003	0.005
SITE 5 (Before)	25/01/2021	0.11	<0.05	<0.0002	<0.0002	14	<0.001	<0.001	0.005	0.001	0.017	0.011
SITE 5	25/01/2021	0.08	<0.05	<0.0002	<0.0002	<5	<0.001	<0.001	0.003	0.001	0.004	0.004
SITE 5	25/01/2021	0.19	<0.05	<0.0002	<0.0002	19	<0.001	<0.001	0.009	0.001	0.018	0.009
SITE 5	1/02/2021	0.05	<0.05	<0.0002	<0.0002	3.2	<0.001	<0.001	0.001	0.001	0.005	0.005
SITE 5	1/02/2021	0.05	<0.05	<0.0002	<0.0002	4	<0.001	<0.001	0.002	0.002	0.005	0.004
SITE 5	8/02/2021	<0.05	<0.05	<0.0002	<0.0002	3.3	<0.001	<0.001	<0.001	0.001	0.004	0.003
SITE 5	8/02/2021	0.05	<0.05	<0.0002	<0.0002	3.1	<0.001	<0.001	<0.001	0.001	0.004	0.003
SITE 5	10/02/2021	<0.05	<0.05	<0.0002	<0.0002	2.9	<0.001	<0.001	<0.001	0.001	0.005	0.003
SITE 5	10/02/2021	0.05	<0.05	<0.0002	<0.0002	2.8	<0.001	<0.001	<0.001	0.001	0.005	0.002
SITE 5	12/02/2021	<0.05	<0.05	<0.0002	<0.0002	17	<0.001	<0.001	0.002	0.002	0.008	0.005
SITE 5	12/02/2021	<0.05	<0.05	<0.0002	<0.0002	15	<0.001	<0.001	0.002	0.002	0.008	0.005
SITE 5 (before discharge)	12/02/2021	<0.05	<0.05	<0.0002	<0.0002	2.6	<0.001	<0.001	0.034	0.002	0.045	0.004
SITE 5	15/02/2021	<0.05	<0.05	<0.0002	<0.0002	12	<0.001	<0.001	0.001	0.001	0.006	0.002
SITE 5	15/02/2021	<0.05	<0.05	<0.0002	<0.0002	13	<0.001	<0.001	0.001	0.001	0.005	0.003
SITE5	22/02/2021	0.06	<0.05	<0.0002	<0.0002	6.8	4.1	<0.001	0.02	0.001	0.072	0.004
SITE5	22/02/2021	<0.05	<0.05	<0.0002	<0.0002	6.4	<0.001	<0.001	<0.001	0.001	0.003	0.005
SITE5	1/03/2021	<0.05	<0.05	<0.0002	<0.0002	<5	<0.001	<0.001	<0.001	0.001	0.003	0.002
SITE5	1/03/2021	<0.05	<0.05	<0.0002	<0.0002	6.5	<0.001	0.003	<0.001	0.001	0.002	0.002
SITE5 (1hr before discharge)	3/03/2021	0.24	<0.05	0.0002	0.0002	7.8	<0.001	<0.001	0.066	0.001	0.13	0.083
SITE5	3/03/2021	<0.05	<0.05	<0.0002	<0.0002	1.5	0.001	0.001	0.001	0.001	0.004	0.003
SITE5	3/03/2021	0.05	<0.05	<0.0002	<0.0002	1.5	<0.001	<0.001	<0.001	0.001	0.003	0.002
SITE 5	6/03/2021	<0.05	<0.05	<0.0002	<0.0002	2.5	<0.001	<0.001	0.001	0.001	0.005	0.001
SITE 5	6/03/2021	<0.05	<0.05	<0.0002	<0.0002	13	<0.001	<0.001	0.002	0.001	0.007	0.003
SITE 5	8/03/2021	<0.05	<0.05	<0.0002	<0.0002	11	<0.001	<0.001	0.002	0.002	0.006	0.002
SITE 5	8/03/2021	<0.05	<0.05	<0.0002	<0.0002	4.9	<0.001	<0.001	0.001	0.001	0.004	0.002
SITE 5	15/03/2021	0.05	<0.05	<0.0002	<0.0002	2.9	<0.001	<0.001	0.002	0.002	0.003	0.002
SITE 5	15/03/2021	0.06	<0.05	<0.0002	<0.0002	4.6	<0.001	<0.001	0.002	0.002	0.005	0.003
SITE5	18/03/2021	0.09	<0.05	<0.0002	<0.0002	1	<0.001	<0.001	<0.001	0.001	0.003	0.002
SITE5	18/03/2021	0.06	<0.05	<0.0002	<0.0002	2.8	<0.001	<0.001	<0.001	0.001	0.004	0.002
SITE 5	21/03/2021	0.06	<0.05	<0.0002	<0.0002	11	<0.001	<0.001	0.002	0.001	0.008	0.004
SITE 5	21/03/2021	<0.05	<0.05	<0.0002	<0.0002	16	<0.001	<0.001	0.001	0.001	0.006	0.006
SITE5 (1hr before discharge)	22/03/2021	<0.05	<0.05	<0.0002	<0.0002	1.9	<0.001	<0.001	<0.001	0.001	<0.001	0.001
SITE5	22/03/2021	<0.05	<0.05	<0.0002	<0.0002	2	<0.001	<0.001	<0.001	0.001	<0.001	0.001
SITE5	22/03/2021	0.05	<0.05	<0.0002	<0.0002	1.9	<0.001	<0.001	<0.001	0.001	0.002	0.001
SITE5(A)	29/03/2021	<0.05	<0.05	<0.0002	<0.0002	13	<0.001	<0.001	<0.001	0.001	0.002	0.001
SITE5(B)	29/03/2021	<0.05	<0.05	<0.0002	<0.0002	10	<0.001	<0.001	0.001	0.001	0.003	0.001
SITE 5	5/04/2021	<0.05	<0.05	<0.0002	<0.0002	11	0.001	<0.001	0.005	0.005	0.013	0.011
SITE 5	5/04/2021	<0.05	<0.05	<0.0002	<0.0002	1.8	<0.001	<0.001	0.005	0.005	0.013	0.011
SITE 5	12/04/2021	<0.05	<0.05	<0.0002	<0.0002	5.9	<0.001	0.001	0.002	0.003	0.006	0.002
SITE 5	12/04/2021	<0.05	<0.05	<0.0002	<0.0002	2.2	0.001	<0.001	0.002	0.003	0.003	0.002
SITE5(A)	12/04/2021	<0.05	<0.05	<0.0002	<0.0002	2.2	<0.001	<0.001	0.002	0.003	0.004	0.002
SITE5(A)	14/04/2021	0.08	<0.05	<0.0002	<0.0002	2.1	<0.001	<0.001	0.002	0.003	0.005	0.005
SITE5(B)	12/04/2021	<0.05	<0.05	<0.0002	<0.0002	1.3	<0.001	<0.001	0.001	0.003	0.003	0.002
SITE5(B)	14/04/2021	0.09	<0.05	<0.0002	<0.0002	1.3	<0.001	<0.001	0.002	0.003	0.004	0.004
SITE 5	20/04/2021	0.1	<0.05	<0.0002	<0.0002	2.6	<0.001	<0.001	0.004	0.001	0.009	0.004
SITE5	20/04/2021	0.05	<0.05	<0.0002	<0.0002	2.9	<0.001	<0.001	0.005	0.001	0.024	0.008
SITE5	27/04/2021	0.13	<0.05	<0.0002	<0.0002	5.2	<0.001	<0.001	0.007	0.003	0.036	0.004
SITE5	27/04/2021	0.11	<0.05	<0.0002	<0.0002	5.2	<0.001	<0.001	0.006	0.003	0.014	0.004
SITE 5	4/05/2021	<0.05	<0.05	<0.0002	<0.0002	16	<0.001	<0.001	0.01	0.009	0.007	0.002
SITE 5B	4/05/2021	<0.05	<0.05	<0.0002	<0.0002	14	<0.001	<0.001	0.01	0.009	0.008	0.002
SITE 5	12/05/2021	<0.05	<0.05	<0.0002	<0.0002	29	<0.001	<0.001	0.011	0.01	0.01	0.008
SITE 5 B	12/05/2021	<0.05	<0.05	<0.0002	<0.0002	29	0.001	<0.001	0.011	0.009	0.01	0.008
SITE 5	18/05/2021	<0.05	<0.05	<0.0002	<0.0002	34	0.001	<0.001	0.007	0.006	<0.001	0.001
SITE 5B	18/05/2021	<0.05	<0.05	<0.0002	<0.0002	32	0.003	<0.001	0.007	0.007	<0.001	0.001

Field ID	Date	Iron	Iron (filtered)	Lead	Lead (filtered)	Magnesium	Manganese	Manganese (filtered)	Nickel	Nickel (filtered)	Potassium	Uranium	Uranium (filtered)	Zinc	Zinc (filtered)
		mg/L	mg/L	mg/L	mg/L	mg/L	mg/L	mg/L	mg/L	mg/L	mg/L	µg/L	µg/L	mg/L	mg/L
WDL177-09 Trigger Values					0.009			3.6		0.017					0.031
WDL177-09 Triple Trigger Values					0.027			10.8		0.051					0.093
EQL		0.05	0.05	0.001	0.001	0.5	0.005	0.005	0.001	0.001	0.5	5	5	0.005	0.005
Field ID	Date									Ni					Zn
SITE5	6/07/2020	0.29	<0.05	<0.001	<0.001	34	0.079	0.076	0.005	0.005	<0.5	<5	<5	0.009	0.006
SITE5	13/07/2020	0.39	<0.05	<0.001	<0.001	33	0.12	0.12	0.008	0.007	<0.5	<5	<5	0.009	0.006
SITE5	13/07/2020	0.39	<0.05	<0.001	<0.001	34	0.13	0.12	0.008	0.008	<0.5	<5	<5	0.007	0.008
SITE5	20/07/2020	0.42	<0.05	<0.001	<0.001	38	0.11	0.073	0.008	0.007	<1	<5	<5	0.006	0.005
SITE 5	20/07/2020	0.41	<0.05	<0.001	<0.001	38	0.11	0.073	0.008	0.007	<1	<5	<5	0.007	0.005
SITE5	21/12/2020	0.55	0.24	0.003	<0.001	8.2	0.14	0.14	0.008	0.008	2.8	<5	<5	0.02	0.018
SITE5	21/12/2020	0.55	0.22	0.003	<0.001	8.3	0.12	0.12	0.009	0.007	2.8	<5	<5	0.017	0.015
SITE 5 (Before discharge)	23/12/2020	0.24	0.08	0.002	<0.001	16	0.025	0.025	0.007	0.006	1.8	<5	<5	0.01	0.01
SITE 5 (Before discharge)	23/12/2020	0.36	0.16	0.002	<0.001	12	0.018	0.018	0.003	0.002	1.3	<5	<5	0.007	0.005
SITE 5 (B)	23/12/2020	0.3	0.07	0.003	<0.001	11	0.026	0.025	0.007	0.006	1.8	<5	<5	0.015	0.012
SITE5	28/12/2020	0.16	0.05	0.001	<0.001	18	0.017	0.017	0.006	0.006	1.2	<5	<5	0.009	0.009
SITE5	28/12/2020	0.15	0.05	0.001	<0.001	19	0.017	0.017	0.006	0.006	1.4	<5	<5	0.012	0.012
SITE 5 (1)	4/01/2021	0.77	0.25	0.002	<0.001	4	0.044	0.044	0.003	0.003	1	<5	<5	<0.005	0.005
SITE 5 (2)	4/01/2021	0.88	0.28	0.002	<0.001	3.9	0.045	0.043	0.003	0.003	0.9	<5	<5	0.009	0.005
SITE 5 (1)	7/01/2021	0.42	0.19	0.002	<0.001	3.1	0.02	0.019	0.002	0.002	0.9	<5	<5	<0.005	0.005
SITE 5 (2)	7/01/2021	0.41	0.19	0.002	<0.001	4.6	0.018	0.017	0.003	0.002	0.9	<5	<5	<0.005	0.005
SITE 5	10/01/2021	0.58	0.22	0.002	<0.001	3.8	0.023	0.021	0.007	0.002	0.9	<5	<5	0.013	0.005
SITE 5	10/01/2021	0.56	0.24	0.002	0.002	3.8	0.022	0.022	0.006	0.002	1	<5	<5	0.012	0.005
SITE 5	11/01/2021	0.59	0.23	0.002	<0.001	3.8	0.026	0.025	0.006	0.003	0.9	<5	<5	0.012	0.005
SITE 5	18/01/2021	0.2	0.51	<0.001	0.001	8.4	0.021	0.023	0.001	0.001	<5	<5	<5	<0.005	0.005
SITE 5	18/01/2021	0.22	0.51	<0.001	0.001	<5	0.022	0.023	0.001	0.001	<5	<5	<5	<0.005	0.005
SITE 5 (Before)	25/01/2021	1.3	<0.05	0.004	<0.001	13	0.061	0.011	0.006	0.005	<5	<5	<5	0.01	0.005
SITE 5	25/01/2021	0.73	0.11	0.001	<0.001	5.6	0.035	0.021	0.002	0.002	<5	<5	<5	0.007	0.005
SITE 5	25/01/2021	2.3	<0.05	0.005	<0.001	17	0.11	0.011	0.006	0.004	<5	<5	<5	0.011	0.005
SITE 5	1/02/2021	0.37	0.13	0.002	<0.001	4.9	0.014	0.012	0.002	0.003	0.6	<5	<5	<0.005	0.007
SITE 5	1/02/2021	0.34	0.12	0.002	<0.001	5.1	0.013	0.013	0.002	0.002	0.6	<5	<5	0.005	0.005
SITE 5	8/02/2021	0.33	0.17	<0.001	0.002	5.1	0.009	0.009	0.002	0.002	0.6	<5	<5	<0.005	0.005
SITE 5	8/02/2021	0.36	0.16	<0.001	<0.001	5	0.011	0.009	0.002	0.002	0.6	<5	<5	<0.005	0.005
SITE 5	10/02/2021	0.37	0.15	0.001	<0.001	4.9	0.012	0.01	0.001	0.001	0.6	<5	<5	0.005	0.005
SITE 5	10/02/2021	0.38	0.11	<0.001	<0.001	5	0.012	0.007	0.002	0.001	0.6	<5	<5	<0.005	0.005
SITE 5	12/02/2021	0.21	<0.05	0.001	<0.001	17	0.025	0.024	0.004	0.004	0.6	<5	<5	0.008	0.008
SITE 5	12/02/2021	0.22	<0.05	0.001	<0.001	16	0.026	0.024	0.004	0.005	0.6	<5	<5	0.006	0.005
SITE 5 (before discharge)	12/02/2021	0.07	0.21	<0.001	<0.001	4.7	0.13	0.015	0.031	0.002	<0.5	<5	<5	0.04	0.005
SITE 5	15/02/2021	0.19	<0.05	0.002	<0.001	13	0.014	0.012	0.004	0.003	<0.5	<5	<5	0.013	0.005
SITE 5	15/02/2021	0.19	<0.05	<0.001	<0.001	13	0.013	0.012	0.003	0.004	<0.5	<5	<5	0.007	0.006
SITE5	22/02/2021	17	0.05	<0.001	<0.001	6.4	0.15	0.005	1.9	0.002	0.5	<5	<5	0.047	0.005
SITE5	22/02/2021	0.22	<0.05	<0.001	<0.001	6.4	0.008	0.007	0.002	0.002	<0.5	<5	<5	0.006	0.005
SITE5	1/03/2021	0.39	0.17	0.001	<0.001	<5	0.02	0.017	0.001	0.001	<5	<5	<5	<0.005	0.005
SITE5	1/03/2021	0.3	0.2	0.001	<0.001	7.2	0.01	0.01	<0.001	0.001	<5	<5	<5	0.012	0.005
SITE5 (1hr before discharge)	3/03/2021	0.31	<0.05	0.001	<0.001	15	0.2	0.2	0.058	0.062	0.8	6	<5	0.075	0.078
SITE5	3/03/2021	0.43	0.2	0.002	<0.001	3	0.015	0.015	<0.001	0.001	0.7	<5	<5	<0.005	0.005
SITE5	3/03/2021	0.47	0.2	0.001	<0.001	3.1	0.015	0.015	<0.001	0.001	0.7	<5	<5	<0.005	0.005
SITE 5	6/03/2021	0.17	<0.05	<0.001	<0.001	2.5	0.013	<0.005	0.003	0.001	<0.5	<5	<5	<0.005	0.005
SITE 5	6/03/2021	0.21	<0.05	<0.001	<0.001	13	0.017	0.014	0.003	0.003	0.6	<5	<5	0.019	0.007
SITE 5	8/03/2021	0.31	0.06	0.001	<0.001	9.7	0.026	0.022	0.003	0.003	1.7	<5	<5	0.006	0.005
SITE 5	8/03/2021	0.29	0.07	<0.001	<0.001	6.4	0.023	0.022	0.003	0.003	1.8	<5	<5	<0.005	0.005
SITE 5	15/03/2021	0.98	0.26	0.002	<0.001	3.6	0.039	0.042	0.001	0.001	0.7	<5	<5	<0.005	0.005
SITE 5	15/03/2021	0.93	0.24	0.002	<0.001	4.8	0.047	0.039	0.001	0.001	0.7	<5	<5	0.007	0.005
SITE5	18/03/2021	0.3	0.1	<0.001	<0.001	2	<0.005	<0.005	<0.001	0.001	0.5	<5	<5	<0.005	0.005
SITE5	18/03/2021	0.25	0.11	<0.001	<0.001	3.4	0.006	<0.005	<0.001	0.001	0.6	<5	<5	<0.005	0.005
SITE 5	21/03/2021	0.34	<0.05	0.002	<0.001	11	0.012	<0.005	0.003	0.003	0.7	<5	<5	0.006	0.006
SITE 5	21/03/2021	<0.05	<0.05	<0.001	<0.001	12	0.018	0.018	0.003	0.003	0.7	<5	<5	<0.005	0.005
SITE5 (1hr before discharge)	22/03/2021	0.39	0.12	<0.001	<0.001	3.5	0.009	0.009	<0.001	0.001	0.5	<5	<5	<0.005	0.005
SITE5	22/03/2021	0.36	0.11	<0.001	<0.001	3.4	0.008	0.008	<0.001	0.001	<0.5	<5	<5	<0.005	0.005
SITE5	22/03/2021	0.34	0.11	<0.001	<0.001	3.5	0.008	0.008	<0.001	0.001	<0.5	<5	<5	<0.005	0.005
SITE5(A)	29/03/2021	0.25	<0.05	<0.001	<0.001	11	0.017	0.017	0.002	0.002	0.6	<5	<5	<0.005	0.005
SITE5(B)	29/03/2021	0.29	<0.05	<0.001	<0.001	11	0.019	0.016	0.003	0.002	0.7	<5	<5	<0.005	0.005
SITE 5	5/04/2021	0.51	0.14	<0.001	<0.001	13	0.03	0.03	0.003	0.003	0.7	<5	<5	<0.005	0.005
SITE 5	5/04/2021	0.55	0.13	<0.001	<0.001	3.6	0.03	0.03	0.003	0.003	0.6	<5	<5	<0.005	0.005
SITE 5	12/04/2021	0.76	0.22	0.003	<0.001	7.5	0.07	0.067	0.002	0.002	0.7	<5	<5	<0.005	0.005
SITE 5	12/04/2021	0.95	0.22	0.001	<0.001	3.8	0.053	0.065	0.002	0.002	0.7	<5	<5	<0.005	0.005
SITE5(A)	12/04/2021	0.93	0.22	0.002	<0.001	3.8	0.054	0.07	0.001	0.002	0.6	<5	<5	<0.005	0.005
SITE5(A)	14/04/2021	1.2	0.29	0.002	<0.001	3.8	0.082	0.078	0.001	0.002	1	<5	<5	<0.005	0.005
SITE5(B)	12/04/2021	0.95	0.23	0.001	<0.001	2.7	0.053	0.07	0.001	0.002	0.6	<5	<5	<0.005	0.005
SITE5(B)	14/04/2021	1.1	0.3	0.002	<0.001	2.9	0.079	0.079	0.001	0.002	0.9	<5	<5	<0.005	0.005
SITE 5	20/04/2021	1.4	0.23	0.004	<0.001	4.1	0.11	0.029	0.002	0.001	0.7	<5	<5	<0.005	0.005
SITE5	20/04/2021	1	0.2	0.003	<0.001	4.4	0.1	0.035	0.003	0.002	0.8	<5	<5	0.005	0.005
SITE5	27/04/2021	1.6	0.1	0.022	<0.001	6.6	0.19	0.14	0.004	0.002	4.9	<5	<5	0.007	0.006
SITE5	27/04/2021	1.6	0.12	0.009	<0.001	6.3	0.19	0.16	0.003	0.002	4.6	<5	<5	0.022	0.005
SITE 5	4/05/2021	1.2	<0.05	0.002	0.001	15	0.42	0.4	0.005	0.005	0.9	<5	<5	0.007	0.007
SITE 5B	4/05/2021	1.2	<0.05	0.003	<0.001	14	0.43	0.43	0.005	0.005	0.8	<5	<5	0.007	0.006
SITE 5	12/05/2021	0.71	<0.05	0.001	<0.001	27	0.38	0.35	0.006	0.006	0.7	<5	<5	<0.005	0.005
SITE 5 B	12/05/2021	0.71	<0.05	0.001	<0.001	27	0.38	0.34	0.007	0.006	0.6	<5	<5	<0.005	0.005
SITE 5	18/05/2021	0.59	<0.05	<0.001	<0.001	29	0.25	0.25	0.007	0.005	<0.5	<5	<5		
SITE 5B	18/05/2021	0.58	<0.05	<0.001	<0.001	29	0.25	0.25	0.006	0.005	<0.5	<5	<5		

Field ID	Date	GS200	Hardness Modified Trigger Value (ANZECC 2000)					
		Hardness as CaCO3	Cadmium (filtered)	Chromium (III+VI) (filtered)	Copper (filtered)	Lead (filtered)	Nickel (filtered)	Zinc (filtered)
		mg/L	mg/L	mg/L	mg/L	mg/L	mg/L	mg/L
SITE5	6/07/2020	NA	NA	NA	NA	NA	NA	NA
SITE5	13/07/2020	1500	0.033	1.301	0.083	1.294	0.473	0.862
SITE5	13/07/2020	1700	0.036	1.454	0.093	1.517	0.526	0.959
SITE5	20/07/2020	NA	NA	NA	NA	NA	NA	NA
SITE 5	20/07/2020	NA	NA	NA	NA	NA	NA	NA
SITE5	21/12/2020	NA	NA	NA	NA	NA	NA	NA
SITE5	21/12/2020	140	0.004	0.158	0.011	0.064	0.063	0.115
SITE 5 (Before discharge)	23/12/2020	48	0.002	0.061	0.004	0.016	0.025	0.046
SITE 5 (Before discharge)	23/12/2020	43	0.001	0.055	0.004	0.014	0.023	0.042
SITE 5 (B)	23/12/2020	NA	NA	NA	NA	NA	NA	NA
SITE5	28/12/2020	93	0.003	0.109	0.008	0.038	0.044	0.081
SITE5	28/12/2020	93	0.003	0.109	0.008	0.038	0.044	0.081
SITE 5 (1)	4/01/2021	53	0.002	0.066	0.005	0.019	0.028	0.050
SITE 5 (2)	4/01/2021	NA	NA	NA	NA	NA	NA	NA
SITE 5 (1)	7/01/2021	44	0.001	0.056	0.004	0.015	0.024	0.043
SITE 5 (2)	7/01/2021	NA	NA	NA	NA	NA	NA	NA
SITE 5	10/01/2021	NA	NA	NA	NA	NA	NA	NA
SITE 5	10/01/2021	NA	NA	NA	NA	NA	NA	NA
SITE 5	11/01/2021	59	0.002	0.073	0.005	0.021	0.030	0.055
SITE 5	18/01/2021	71	0.002	0.086	0.006	0.027	0.035	0.064
SITE 5	18/01/2021	NA	NA	NA	NA	NA	NA	NA
SITE 5 (Before)	25/01/2021	NA	NA	NA	NA	NA	NA	NA
SITE 5	25/01/2021	67	0.002	0.082	0.006	0.025	0.034	0.061
SITE 5	25/01/2021	NA	NA	NA	NA	NA	NA	NA
SITE 5	1/02/2021	47	0.001	0.060	0.004	0.016	0.025	0.045
SITE 5	1/02/2021	NA	NA	NA	NA	NA	NA	NA
SITE 5	8/02/2021	47	0.001	0.060	0.004	0.016	0.025	0.045
SITE 5	8/02/2021	NA	NA	NA	NA	NA	NA	NA
SITE 5	10/02/2021	48	0.002	0.061	0.004	0.016	0.025	0.046
SITE 5	10/02/2021	NA	NA	NA	NA	NA	NA	NA
SITE 5	12/02/2021	51	0.002	0.064	0.005	0.018	0.027	0.049
SITE 5	12/02/2021	NA	NA	NA	NA	NA	NA	NA
SITE 5 (before discharge)	12/02/2021	NA	NA	NA	NA	NA	NA	NA
SITE 5	15/02/2021	53	0.002	0.066	0.005	0.019	0.028	0.050
SITE 5	15/02/2021	NA	NA	NA	NA	NA	NA	NA
SITE5	22/02/2021	50	0.002	0.063	0.005	0.017	0.026	0.048
SITE5	22/02/2021	NA	NA	NA	NA	NA	NA	NA
SITE5	1/03/2021	78	0.002	0.094	0.007	0.030	0.038	0.070
SITE5	1/03/2021	NA	NA	NA	NA	NA	NA	NA
SITE5 (1hr before discharge)	3/03/2021	NA	NA	NA	NA	NA	NA	NA
SITE5	3/03/2021	NA	NA	NA	NA	NA	NA	NA
SITE5	3/03/2021	88	0.003	0.104	0.007	0.035	0.042	0.077
SITE 5	6/03/2021	NA	NA	NA	NA	NA	NA	NA
SITE 5	6/03/2021	100	0.003	0.117	0.008	0.042	0.047	0.086
SITE 5	8/03/2021	NA	NA	NA	NA	NA	NA	NA
SITE 5	8/03/2021	81	0.002	0.097	0.007	0.032	0.040	0.072
SITE 5	15/03/2021	87	0.003	0.103	0.007	0.035	0.042	0.077
SITE 5	15/03/2021	NA	NA	NA	NA	NA	NA	NA
SITE5	18/03/2021	62	0.002	0.076	0.006	0.023	0.032	0.057
SITE5	18/03/2021	NA	NA	NA	NA	NA	NA	NA
SITE 5	21/03/2021	NA	NA	NA	NA	NA	NA	NA
SITE 5	21/03/2021	NA	NA	NA	NA	NA	NA	NA
SITE5 (1hr before discharge)	22/03/2021	NA	NA	NA	NA	NA	NA	NA
SITE5	22/03/2021	NA	NA	NA	NA	NA	NA	NA
SITE5	22/03/2021	NA	NA	NA	NA	NA	NA	NA
SITE5(A)	29/03/2021	NA	NA	NA	NA	NA	NA	NA
SITE5(B)	29/03/2021	NA	NA	NA	NA	NA	NA	NA
SITE 5	5/04/2021	NA	NA	NA	NA	NA	NA	NA
SITE 5	5/04/2021	NA	NA	NA	NA	NA	NA	NA
SITE 5	12/04/2021	NA	NA	NA	NA	NA	NA	NA
SITE 5	12/04/2021	NA	NA	NA	NA	NA	NA	NA
SITE5(A)	12/04/2021	NA	NA	NA	NA	NA	NA	NA
SITE5(A)	14/04/2021	NA	NA	NA	NA	NA	NA	NA
SITE5(B)	12/04/2021	NA	NA	NA	NA	NA	NA	NA
SITE5(B)	14/04/2021	NA	NA	NA	NA	NA	NA	NA
SITE 5	20/04/2021	NA	NA	NA	NA	NA	NA	NA
SITE5	20/04/2021	NA	NA	NA	NA	NA	NA	NA
SITE5	27/04/2021	NA	NA	NA	NA	NA	NA	NA
SITE5	27/04/2021	NA	NA	NA	NA	NA	NA	NA
SITE 5	4/05/2021	280	0.007	0.292	0.020	0.154	0.113	0.207
SITE 5B	4/05/2021	NA	NA	NA	NA	NA	NA	NA
SITE 5	12/05/2021	600	0.014	0.575	0.038	0.404	0.217	0.396
SITE 5 B	12/05/2021	NA	NA	NA	NA	NA	NA	NA
SITE 5	18/05/2021	700	0.017	0.660	0.044	0.492	0.247	0.451
SITE 5B	18/05/2021	NA	NA	NA	NA	NA	NA	NA

	Chloride	Sodium	Sulphate	Hardness as CaCO3	Total Suspended Solids (Lab)		Aluminium (filtered)	Cadmium (filtered)	Calcium	Chromium (III+VI) (filtered)	Cobalt (filtered)	Copper (filtered)	Iron (filtered)	Lead (filtered)	Magnesium	Manganese (filtered)	Nickel (filtered)	Potassium	Uranium (filtered)	Zinc (filtered)
	mg/L	mg/L	mg/L	mg/L	mg/L		mg/L	mg/L	mg/L	mg/L	mg/L	mg/L	mg/L	mg/L	mg/L	mg/L	mg/L	mg/L	µg/L	mg/L
Min	1.0	0.6	6.0	11.0	1.0	Min	0.1	0.0	1.0	0.0	0.0	0.0	0.1	0.0	2.0	0.0	0.0	0.5	0.0	0.0
Max	61.0	24.0	200.0	270.0	12.0	Max	0.070	0.000	48.000	0.003	0.017	0.083	0.510	0.002	38.000	0.4	0.062	4.900	0.000	0.078
Avg	11.4	5.5	53.5	68.9	3.7	Avg	0.065	0.000	10.925	0.002	0.003	0.006	0.181	0.001	10.679	0.1	0.004	1.050	0.000	0.007
Stdev	13.5	5.6	54.1	66.9	2.5	Stdev	0.007	0.000	11.745	0.001	0.003	0.010	0.096	0.001	9.344	0.1	0.232	0.007	0.000	0.013

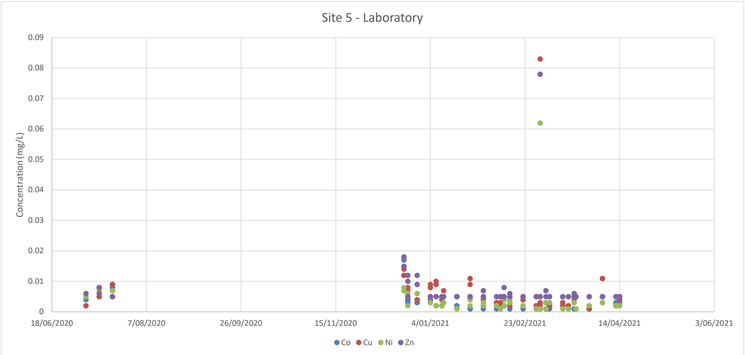
Site 5 - Laboratory
Concentration (mg/L)
0.09
0.08
0.07
0.06
0.05
0.04
0.03
0.02
0.01
0
18/06/2020
7/08/2020
26/09/2020
15/11/2020
4/01/2021
23/02/2021
14/04/2021
3/06/2021
Co
Cu
Ni
Zn

		Inorganics									Metals																								
		Alkalinity (Bicarbonate as CaCO3)	Alkalinity (Carbonate as CaCO3)	Alkalinity (Hydroxide) as CaCO3	Alkalinity (total) as CaCO3	Chloride	Sodium	Sulphate	Hardness as CaCO3	Total Suspended Solids (Lab)	Aluminium	Aluminium (filtered)	Cadmium	Cadmium (filtered)	Calcium	Chromium (III+VI)	Chromium (III+VI) (filtered)	Cobalt	Cobalt (filtered)	Copper	Copper (filtered)	Iron	Iron (filtered)	Lead	Lead (filtered)	Magnesium	Manganese	Manganese (filtered)	Nickel	Nickel (filtered)	Potassium	Uranium	Uranium (filtered)	Zinc	Zinc (filtered)
		mg/L	mg/L	mg/L	mg/L	mg/L	mg/L	mg/L	mg/L	mg/L	mg/L	mg/L	mg/L	mg/L	mg/L	mg/L	mg/L	mg/L	mg/L	mg/L	mg/L	mg/L	mg/L	mg/L	mg/L	mg/L	mg/L	mg/L	mg/L	mg/L	mg/L	µg/L	µg/L	mg/L	mg/L
EQL		20	10	20	20	1	0.5	5	5	1	0.05	0.05	0.0002	0.0002	0.5	0.001	0.001	0.001	0.001	0.001	0.001	0.05	0.05	0.001	0.001	0.5	0.005	0.005	0.001	0.001	0.5	5	5	0.005	0.005
Field ID	**Date**																																		
TREAT1	**21/12/2020**	41	<10	<20	41	85	<5	140	160	9.2	0.07	<0.05	<0.0002	<0.0002	27	<0.001	<0.001	0.056	0.001	0.5	0.006	<0.05	<0.05	0.039	0.01	22	0.049	<0.005	0.035	<0.001	<5	<5	<5	0.019	<0.005
TREAT01	**23/12/2020**	<20	<10	<20	<20	31	2.2	230	200	<1	0.14	0.13	<0.0002	<0.0002	64	<0.001	<0.001	0.012	0.003	0.075	0.008	<0.05	<0.05	0.011	0.011	10	0.013	0.006	0.008	<0.001	0.8	<5	<5	0.013	<0.005
TREAT 1	**28/12/2020**	<20	24	<20	32	5.7	1.7	71	110	37	<0.05	<0.05	<0.0002	<0.0002	30	<0.001	<0.001	0.026	<0.001	0.24	0.006	<0.05	<0.05	0.058	0.033	7.8	0.027	<0.005	0.016	<0.001	0.6	<5	<5	0.011	<0.005
TREAT 1	**18/01/2021**	29	40	<20	69	41	<5	150	200	3.3	<0.05	<0.05	<0.0002	<0.0002	22	<0.001	<0.001	0.002	<0.001	0.005	0.001	<0.05	<0.05	<0.001	<0.001	36	<0.005	<0.005	0.001	<0.001	<5	<5	<5	<0.005	<0.005
TREAT 01	**25/01/2021**	<20	46	<20	58	28	<5	160	190	2.9	<0.05	<0.05	<0.0002	<0.0002	18	<0.001	<0.001	0.005	<0.001	0.006	0.001	<0.05	<0.05	0.002	<0.001	35	0.012	<0.005	0.005	0.002	<5	<5	<5	0.009	<0.005
TREAT01	**25/01/2021**	31	48	<20	79	4.6	<5	160	190	2.5	<0.05	<0.05	<0.0002	<0.0002	20	<0.001	<0.001	0.004	<0.001	0.004	0.001	<0.05	<0.05	0.001	<0.001	34	0.01	<0.005	0.005	0.002	<5	<5	<5	0.009	<0.005
TREAT 01	**1/02/2021**	26	<10	<20	26	3.4	2.5	160	180	9.3	0.14	0.06	0.0002	<0.0002	42	<0.001	<0.001	0.041	0.002	0.26	0.008	<0.05	<0.05	0.049	0.028	18	0.056	0.007	0.03	0.002	0.9	<5	<5	0.049	<0.005
TREAT 01	**8/02/2021**	<20	29	<20	48	6.2	2.6	110	160	11	<0.05	<0.05	<0.0002	<0.0002	27	0.001	<0.001	0.011	<0.001	0.072	0.005	<0.05	<0.05	0.017	0.003	24	0.019	<0.005	0.008	0.001	1	<5	<5	0.015	<0.005
TREAT 1	**15/02/2021**	<20	22	<20	30	27	3.1	60	94	3.7	0.08	0.06	<0.0002	<0.0002	20	<0.001	<0.001	0.027	<0.001	0.17	0.005	<0.05	<0.05	0.077	0.049	11	0.037	<0.005	0.02	<0.001	0.8	<5	<5	0.036	<0.005
TREAT1	**22/02/2021**	22	11	<20	33	2	1.3	67	91	6.6	<0.05	<0.05	<0.0002	<0.0002	15	0.15	<0.001	0.024	0.003	0.15	0.009	0.72	<0.05	0.065	0.03	13	0.038	<0.005	0.089	0.004	0.5	<5	<5	0.03	<0.005
TREAT01	**1/03/2021**	30	10	<20	40	2.5	<5	87	130	9.8	0.06	<0.05	0.0002	<0.0002	20	<0.001	<0.001	0.054	0.011	0.31	0.02	<0.05	<0.05	0.17	0.093	20	0.087	0.016	0.04	0.01	<5	<5	<5	0.048	0.006
TREAT 1	**6/03/2021**	<20	17	<20	33	11	3.1	84	140		<0.05	<0.05	<0.0002	<0.0002	14	0.001	<0.001	0.007	<0.001	0.007	0.002	<0.05	<0.05	0.004	<0.001	26	0.021	<0.005	0.009	0.003	0.9	<5	<5	0.01	<0.005
TREAT01	**8/03/2021**	<20	21	<20	39	3.3	6.3	92	140	1.4	<0.05	<0.05	<0.0002	<0.0002	14	0.001	<0.001	0.004	<0.001	0.005	0.001	<0.05	<0.05	0.003	<0.001	24	0.013	<0.005	0.005	0.002	2.3	<5	<5	0.006	<0.005
TREAT01	**18/03/2021**	<20	34	<20	42	23	1.2	47	86	3.2	<0.05	<0.05	<0.0002	<0.0002	15	0.001	<0.001	0.009	0.001	0.054	0.007	<0.05	<0.05	0.017	0.004	12	0.019	<0.005	0.007	0.001	<0.5	<5	<5	0.013	<0.005
TREAT 01	**21/03/2021**	25	<10	<20	25	17	1.1	95	130	3.5	0.16	0.16	<0.0002	<0.0002	28	<0.001	<0.001	0.002	0.002	0.013	0.009	<0.05	<0.05	0.014	0.02	13	0.005	<0.005	0.001	0.001	0.6	<5	<5	<0.005	<0.005
TREAT01	**22/03/2021**	25	<10	<20	25	13	0.9	99	110	4.6	0.23	0.22	<0.0002	<0.0002	24	<0.001	<0.001	0.014	0.004	0.079	0.015	<0.05	<0.05	0.05	0.05	12	0.022	0.009	0.009	0.002	0.6	<5	<5	0.015	0.008
TREAT01	**29/03/2021**	55	<10	<20	55	2.7	2.4	80	130	<1	<0.05	<0.05	<0.0002	<0.0002	14	0.001	<0.001	0.001	<0.001	0.002	<0.001	<0.05	<0.05	<0.001	<0.001	24	0.005	<0.005	0.004	0.003	0.8	<5	<5	<0.005	<0.005
TREAT01	**12/04/2021**	28	22	<20	50	4.9	2.4	91	120	1.5	<0.05	<0.05	<0.0002	<0.0002	10	0.002	<0.001	<0.001	<0.001	0.002	0.001	<0.05	<0.05	<0.001	<0.001	24	<0.005	<0.005	0.003	0.002	0.7	<5	<5	<0.005	<0.005
TREAT01	**12/04/2021**	36	10	<20	47	5	2.4	90	120	2.6	<0.05	<0.05	<0.0002	<0.0002	9.4	<0.001	<0.001	0.003	<0.001	0.004	<0.001	<0.05	<0.05	0.002	<0.001	23	0.012	<0.005	0.005	0.002	0.7	<5	<5	0.007	<0.005
TREAT01	**20/04/2021**	28	24	<20	52	2.9	3	97	110	1.8	<0.05	<0.05	<0.0002	<0.0002	6.6	<0.001	<0.001	0.001	<0.001	0.004	0.002	<0.05	<0.05	<0.001	<0.001	23	0.005	<0.005	0.003	0.002	0.8	<5	<5	<0.005	<0.005
TREAT01	**27/04/2021**	22	45	<20	67	5.5	3.4	110	170	5.2	0.19	<0.05	<0.0002	<0.0002	14	<0.001	<0.001	0.014	0.005	0.03	0.004	0.09	<0.05	<0.001	0.002	33	0.027	0.019	0.018	0.007	0.9	<5	<5	0.029	0.012

	Chloride	Sodium	Sulphate	Hardness as CaCO3	Total Suspended Solids (Lab)		Aluminium (filtered)	Cadmium (filtered)	Calcium	Chromium (III+VI) (filtered)	Cobalt (filtered)	Copper (filtered)	Iron (filtered)	Lead (filtered)	Magnesium	Manganese (filtered)	Nickel (filtered)	Potassium	Uranium (filtered)	Zinc (filtered)
	mg/L	mg/L	mg/L	mg/L	mg/L		mg/L	mg/L	mg/L	mg/L	mg/L	mg/L	mg/L	mg/L	mg/L	mg/L	mg/L	mg/L	µg/L	mg/L
Min	2.0	0.9	47.0	86.0	1.4	Min	0.060	0.000	6.600	0.000	0.001	0.001	0.000	0.002	7.800	0.006	0.001	0.500	0.000	0.006
Max	85.0	6.3	230.0	200.0	37.0	Max	0.220	0.000	64.000	0.000	0.011	0.020	0.000	0.093	36.000	0.019	0.010	2.300	0.000	0.012
Avg	15.5	2.5	108.6	141.0	6.6	Avg	0.126	0.000	22.874	0.000	0.004	0.006	0.000	0.028	20.937	0.011	0.003	0.885	0.000	0.009
Stdev	19.6	1.3	43.5	36.5	8.2	Stdev	0.068	0.000	12.742	0.000	0.003	0.005	0.000	0.027	9.087	0.006	0.003	0.451	0.000	0.003

	Sampled 1 hour before discharge commenced	Inorganics									Metals																								
		Alkalinity (Bicarbonate as CaCO3)	Alkalinity (Carbonate as CaCO3)	Alkalinity (Hydroxide) as CaCO3	Alkalinity (total) as CaCO3	Chloride	Sodium	Sulphate	Hardness as CaCO3	Total Suspended Solids (Lab)	Aluminium	Aluminium (filtered)	Cadmium	Cadmium (filtered)	Calcium	Chromium (III+VI)	Chromium (III+VI) (filtered)	Cobalt	Cobalt (filtered)	Copper	Copper (filtered)	Iron	Iron (filtered)	Lead	Lead (filtered)	Magnesium	Manganese	Manganese (filtered)	Nickel	Nickel (filtered)	Potassium	Uranium	Uranium (filtered)	Zinc	Zinc (filtered)
		mg/L	mg/L	mg/L	mg/L	mg/L	mg/L	mg/L	mg/L	mg/L	mg/L	mg/L	mg/L	mg/L	mg/L	mg/L	mg/L	mg/L	mg/L	mg/L	mg/L	mg/L	mg/L	mg/L	mg/L	mg/L	mg/L	mg/L	mg/L	mg/L	mg/L	µg/L	µg/L	mg/L	mg/L
EQL		20	10	20	20	1	0.5	5	5	1	0.05	0.05	0.0002	0.0002	0.5	0.001	0.001	0.001	0.001	0.001	0.001	0.05	0.05	0.001	0.001	0.5	0.005	0.005	0.001	0.001	0.5	5	5	0.005	0.005
GS200	**21/12/2020**	20	<10	<20	20	13	<5	120	140	9.1	0.53	0.06	0.0005	0.0005	11	<0.001	<0.001	0.13	0.13	0.16	0.1	0.56	0.13	0.002	<0.001	28	0.36	0.36	0.1	0.1	<5	10	7	0.18	0.17
GS200	**23/12/2020**	21	<10	<20	21	7	2.5	50	43	<1	0.39	0.05	<0.0002	<0.0002	4.5	0.001	<0.001	0.032	0.032	0.07	0.047	0.48	0.08	0.002	<0.001	7.7	0.13	0.13	0.027	0.027	1.4	<5	<5	0.028	0.024
GS200	**23/12/2020**	<20	<10	<20	<20	29	2.4	43	48	1.8	0.35	0.07	<0.0002	<0.0002	4.4	0.001	<0.001	0.039	0.039	0.078	0.057	0.46	0.09	0.002	<0.001	9	0.17	0.17	0.032	0.032	1.4	<5	<5	0.033	0.033
GS200	**28/12/2020**	25	<10	<20	25	2.5	3.1	59	93	<1	0.14	<0.05	<0.0002	<0.0002	10	<0.001	<0.001	0.037	0.037	0.058	0.043	0.25	<0.05	<0.001	<0.001	16	0.14	0.14	0.034	0.034	1.1	<5	<5	0.046	0.046
GS 200	**4/01/2021**	22	<10	<20	22	24	3.3	37	53	5.8	0.18	<0.05	<0.0002	<0.0002	4.4	<0.001	<0.001	0.033	0.033	0.047	0.038	0.55	0.11	<0.001	<0.001	10	0.14	0.14	0.028	0.028	0.9	<5	<5	0.039	0.037
GS 200	**7/01/2021**	<20	<10	<20	<20	21	2.7	30	44	6.7	0.24	<0.05	<0.0002	<0.0002	3.8	<0.001	<0.001	0.025	0.024	0.049	0.035	0.59	0.1	0.007	<0.001	8.3	0.11	0.1	0.023	0.022	1.1	<5	<5	0.043	0.03
GS200	**10/01/2021**	22	<10	<20	22	1.4	2.4	20	28	9	0.23	<0.05	<0.0002	<0.0002	2.4	0.1	<0.001	0.016	0.016	0.029	0.021	0.11	0.11	0.001	<0.001	5.4	0.072	0.065	0.071	0.015	1	<5	<5	0.12	0.019
GS 200	**11/01/2021**	<20	<10	<20	<20	23	3.2	49	59	2.4	0.15	<0.05	<0.0002	<0.0002	4.8	0.008	<0.001	0.037	0.037	0.055	0.037	0.46	0.08	<0.001	<0.001	11	0.13	0.13	0.038	0.034	0.8	<5	<5	0.058	0.049
GS 200	**18/01/2021**	29	<10	<20	29	7.7	<5	44	71	2.9	0.15	<0.05	<0.0002	<0.0002	5.8	<0.001	<0.001	0.042	0.043	0.062	0.037	0.55	0.07	<0.001	<0.001	14	0.16	0.16	0.038	0.039	<5	<5	<5	0.056	0.054
GS 200	**25/01/2021**	34	<10	<20	34	<1	<5	60	58	5.8	0.2	<0.05	<0.0002	<0.0002	5.5	<0.001	<0.001	0.031	0.029	0.062	0.033	0.76	<0.05	0.001	<0.001	11	0.13	0.1	0.03	0.03	<5	<5	<5	0.054	0.035
GS 200	**25/01/2021**	35	<10	<20	35	35	<5	57	67	2.2	0.2	<0.05	<0.0002	<0.0002	6	<0.001	<0.001	0.029	0.025	0.059	0.028	0.76	<0.05	0.002	<0.001	13	0.12	0.095	0.028	0.026	<5	<5	<5	0.041	0.03
GS 200 (before)	**25/01/2021**	29	<10	<20	29	22	<5	66	61	2.9	0.18	<0.05	<0.0002	<0.0002	5.9	<0.001	<0.001	0.04	0.04	0.06	0.038	0.51	<0.05	<0.001	<0.001	11	0.15	0.15	0.039	0.039	<5	<5	<5	0.059	0.056
GS 200	**1/02/2021**	20	<10	<20	20	1.9	2.7	49	47	3.8	0.18	<0.05	<0.0002	<0.0002	4	<0.001	<0.001	0.031	0.023	0.055	0.027	0.41	<0.05	<0.001	<0.001	9	0.11	0.08	0.029	0.021	0.5	<5	<5	0.035	0.025
GS 200	**8/02/2021**	21	<10	<20	21	28	3.1	38	47	<1	<0.05	0.14	<0.0002	<0.0002	4.1	<0.001	<0.001	0.029	0.026	0.043	0.055	0.11	0.39	<0.001	<0.001	8.9	0.11	0.1	0.03	0.026	0.6	<5	<5	0.031	0.028
GS 200	**10/02/2021**	21	<10	<20	21	4.4	3	38	48	<1	0.16	<0.05	<0.0002	<0.0002	4	<0.001	<0.001	0.03	0.023	0.063	0.049	0.41	0.1	<0.001	<0.001	9.3	0.12	0.12	0.028	0.021	0.6	<5	<5	0.032	0.031
GS 200	**15/02/2021**	<20	<10	<20	<20	19	<0.5	36	53	4	0.15	<0.05	<0.0002	<0.0002	4.8	<0.001	<0.001	0.026	0.028	0.057	0.037	0.36	<0.05	<0.001	<0.001	9.9	0.11	0.11	0.025	0.025	<0.5	<5	<5	0.031	0.031
GS200	**22/02/2021**	<20	<10	<20	<20	29	2.2	59	50	4	0.15	<0.05	<0.0002	<0.0002	4.9	0.14	<0.001	0.042	0.041	0.092	0.051	0.98	<0.05	<0.001	<0.001	9.2	0.17	0.16	0.11	0.04	0.5	<5	<5	0.046	0.039
GS200	**1/03/2021**	<20	<10	<20	<20	4.3	<5	60	78	4	0.21	<0.05	<0.0002	<0.0002	7.2	<0.001	<0.001	0.061	0.061	0.13	0.081	0.34	<0.05	<0.001	<0.001	15	0.19	0.18	0.054	0.055	<5	6	<5	0.066	0.064
GS200	**3/03/2021**	<20	<10	<20	<20	2.1	2.9	65	88	4.1	0.18	<0.05	0.0003	0.0002	8.7	<0.001	<0.001	0.07	0.07	0.11	0.079	0.3	<0.05	<0.001	<0.001	16	0.2	0.2	0.057	0.062	0.7	6	<5	0.078	0.078
GS200 (1hr before disch	**3/03/2021**	<20	<10	<20	<20	3.9	2.7	16	21	1.1	0.05	<0.05	<0.0002	<0.0002	2.1	0.001	<0.001	0.001	0.001	0.003	<0.001	0.45	0.2	0.001	<0.001	3.8	0.016	0.014	<0.001	0.001	0.7	<5	<5	<0.005	<0.005
GS 200	**6/03/2021**	<20	<10	<20	<20	12	3.1	72	100		0.15	<0.05	0.0002	0.0002	12	<0.001	<0.001	0.062	0.06	0.092	0.058	0.25	<0.05	<0.001	<0.001	18	0.17	0.17	0.055	0.054	0.7	5	<5	0.073	0.071
GS200	**8/03/2021**	<20	<10	<20	<20	5.9	6.5	69	81	1.9	0.25	<0.05	<0.0002	<0.0002	7.3	<0.001	<0.001	0.062	0.06	0.11	0.059	0.39	<0.05	<0.001	<0.001	15	0.2	0.19	0.057	0.055	1.7	6	<5	0.076	0.071
GS200	**15/03/2021**	460	<10	<20	460	72	2.5	78	87	1.5	0.19	0.08	0.0002	0.0002	7.5	<0.001	<0.001	0.078	0.085	0.11	0.077	0.45	0.15	<0.001	<0.001	17	0.25	0.25	0.069	0.076	0.6	6	<5	0.096	0.1
GS200	**18/03/2021**	690	<10	<20	690	<1	<0.5	25	62	<1	0.16	<0.05	<0.0002	<0.0002	<0.5	<0.001	<0.001	0.006	0.005	0.013	0.01	0.23	0.07	0.001	<0.001	1.2	0.028	0.022	0.006	0.005	0.7	<5	<5	0.009	0.01
GS200	**4/05/2021**	36	<10	<20	36	3.4	4.1	270	280	5.3	0.28	<0.05	0.0011	0.0011	22	<0.001	<0.001	0.37	0.37	0.16	0.072	1	<0.05	<0.001	<0.001	54	0.95	0.94	0.31	0.3	1.6	10	<5	0.56	0.55
GS 200	**12/05/2021**	34	<10	<20	34	4.7	5.2	530	600	<1	<0.05	<0.05	0.0024	0.0024	50	<0.001	<0.001	0.89	0.87	0.18	0.16	0.1	<0.05	<0.001	<0.001	120	2	2	0.73	0.72	1.8	7	6	1.4	1.4
GS 200	**18/05/2021**	30	<10	<20	30	3.9	5.3	670	700	<1	0.06	<0.05	0.0024	0.0024	64	0.001	<0.001	1	1.1	0.2	0.16	0.3	0.05	<0.001	<0.001	130	2.5	2.6	0.89	0.92	1.6	8	7		

APPENDIX C- GRAPHS OF FIELD AND LABORATORY DATA BY MONITORING SITE

Chemistry Graph

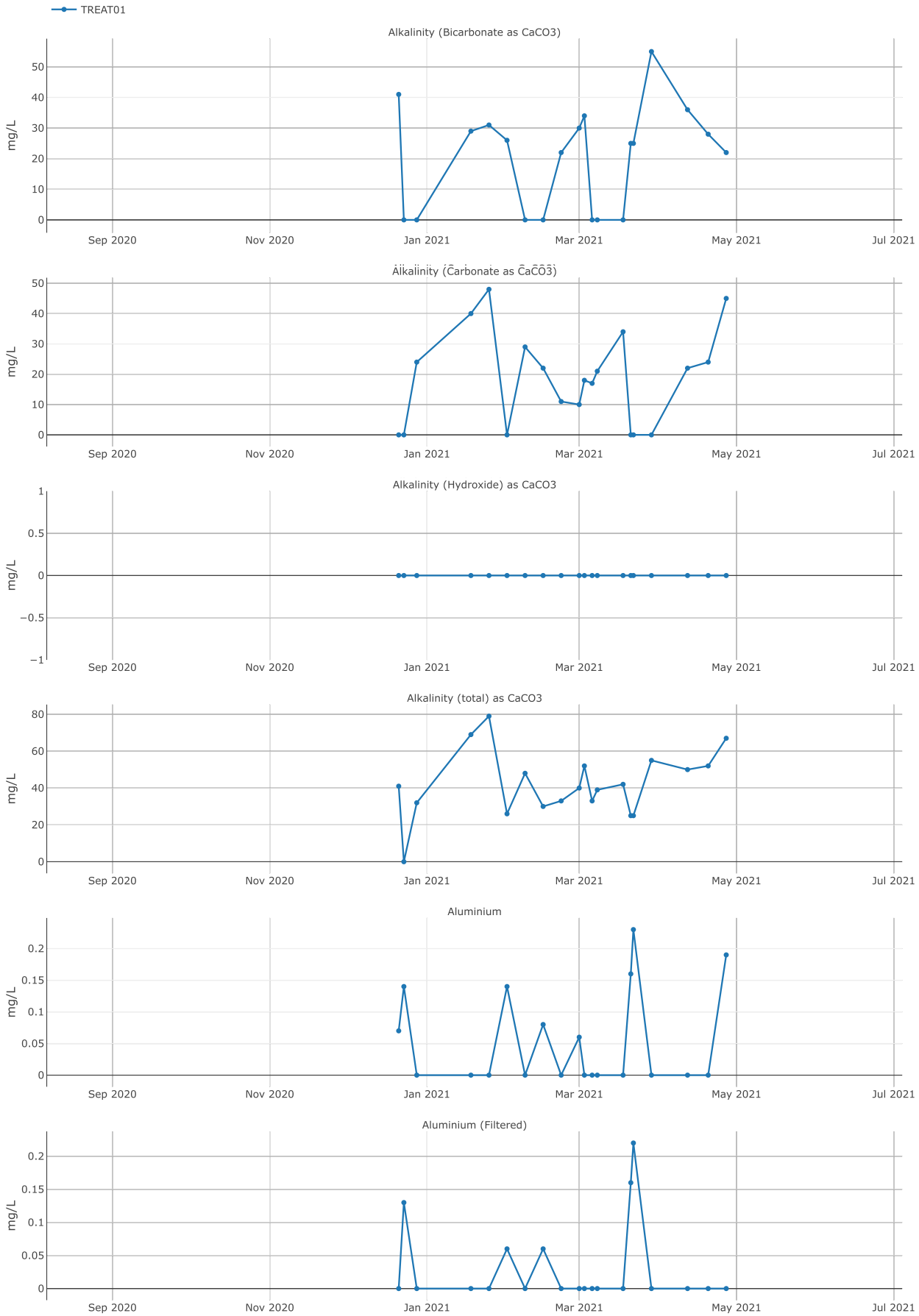

Chemistry Graph

SITE2

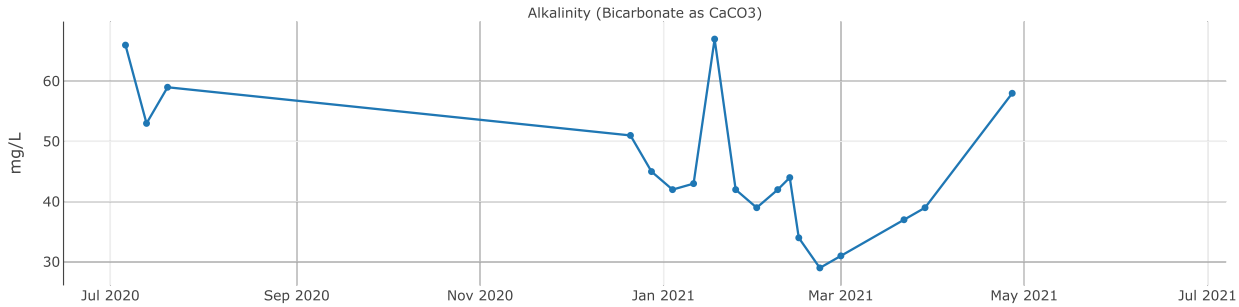

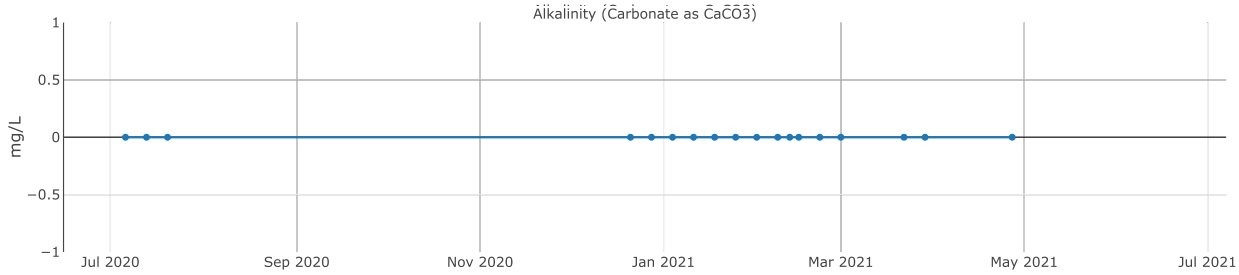

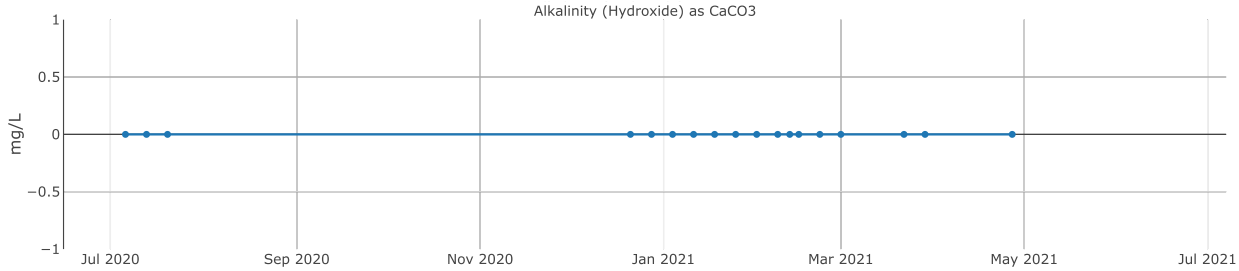

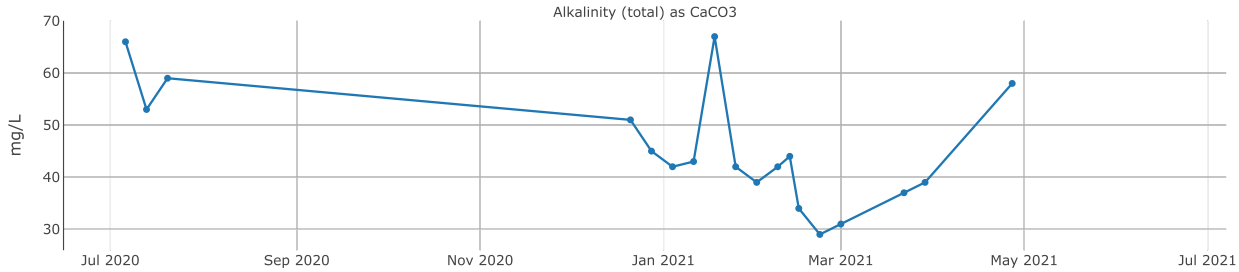

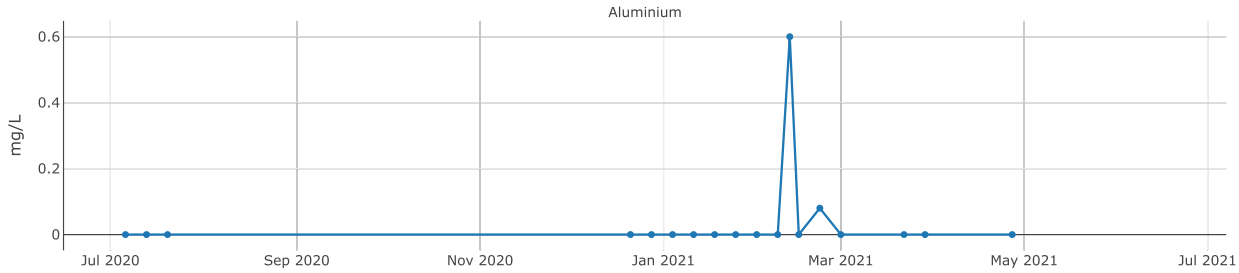

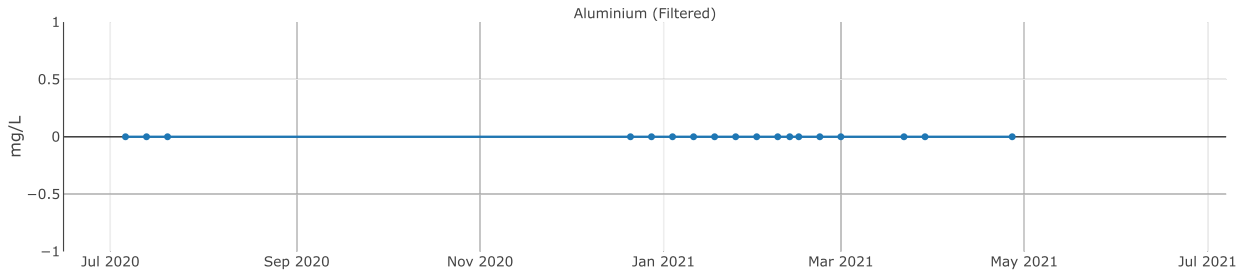

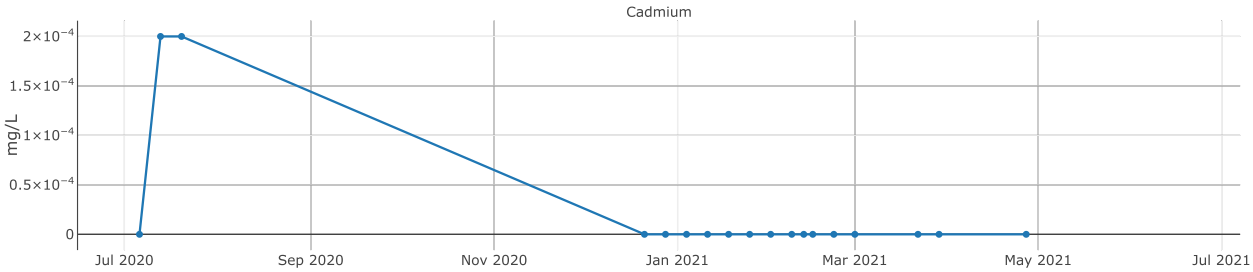
Cadmium
mg/L
2×10⁻⁴
1.5×10⁻⁴
1×10⁻⁴
0.5×10⁻⁴
0
Jul 2020
Sep 2020
Nov 2020
Jan 2021
Mar 2021
May 2021
Jul 2021

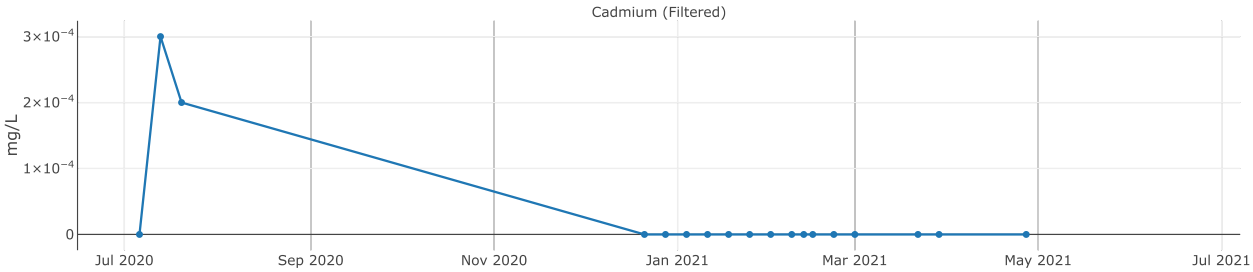
Cadmium (Filtered)
mg/L
3×10⁻⁴
2×10⁻⁴
1×10⁻⁴
0
Jul 2020
Sep 2020
Nov 2020
Jan 2021
Mar 2021
May 2021
Jul 2021

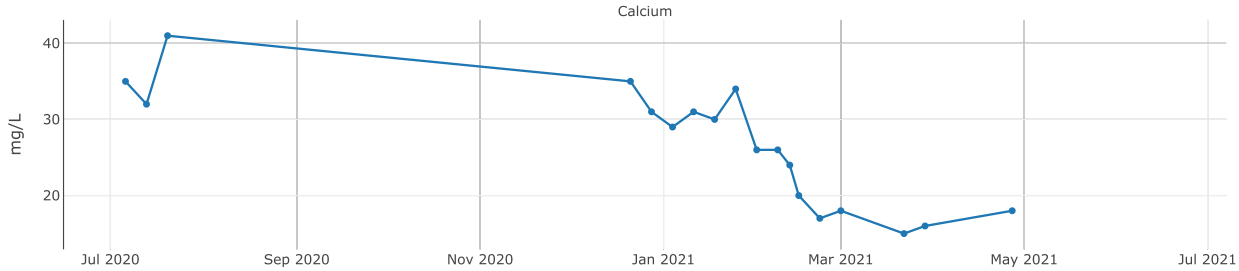
Calcium
mg/L
40
30
20
Jul 2020
Sep 2020
Nov 2020
Jan 2021
Mar 2021
May 2021
Jul 2021

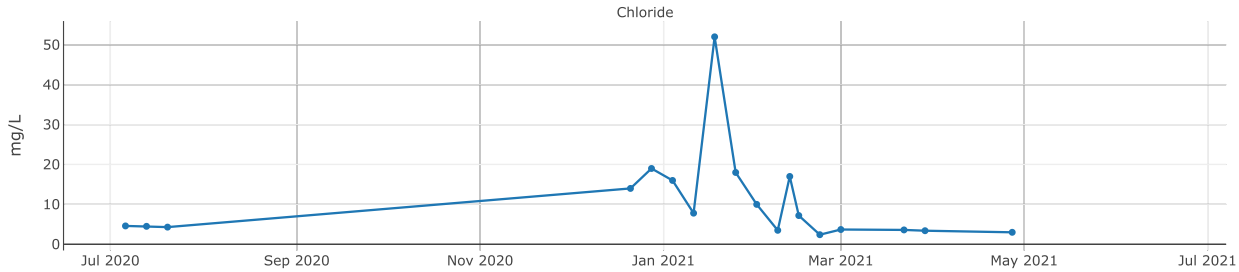
Chloride
mg/L
50
40
30
20
10
0
Jul 2020
Sep 2020
Nov 2020
Jan 2021
Mar 2021
May 2021
Jul 2021

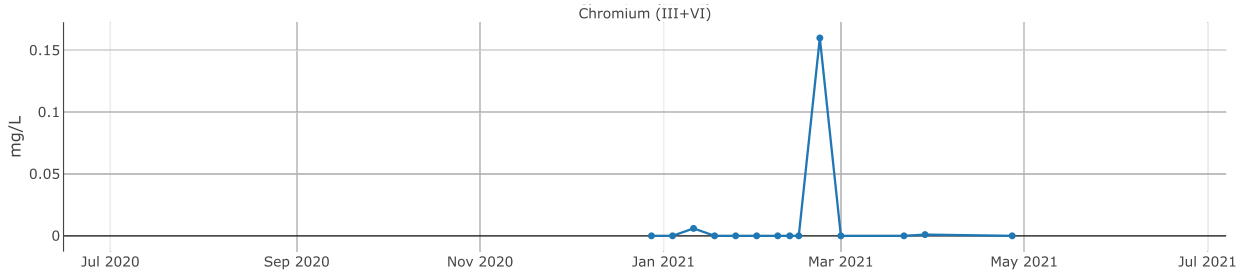
Chromium (III+VI)
mg/L
0.15
0.1
0.05
0
Jul 2020
Sep 2020
Nov 2020
Jan 2021
Mar 2021
May 2021
Jul 2021

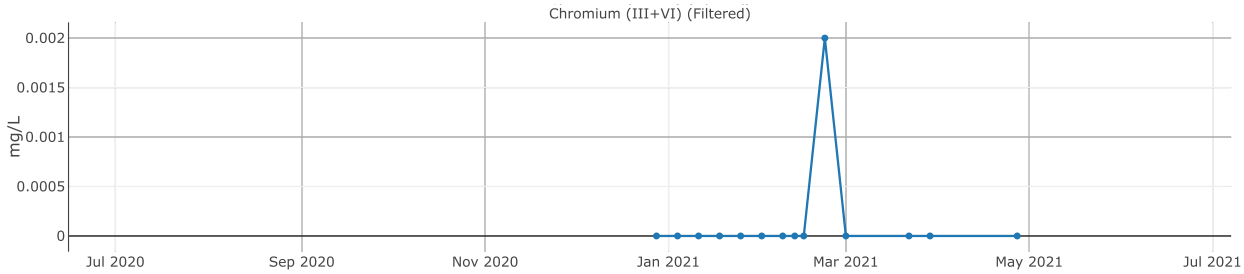
Chromium (III+VI) (Filtered)
mg/L
0.002
0.0015
0.001
0.0005
0
Jul 2020
Sep 2020
Nov 2020
Jan 2021
Mar 2021
May 2021
Jul 2021

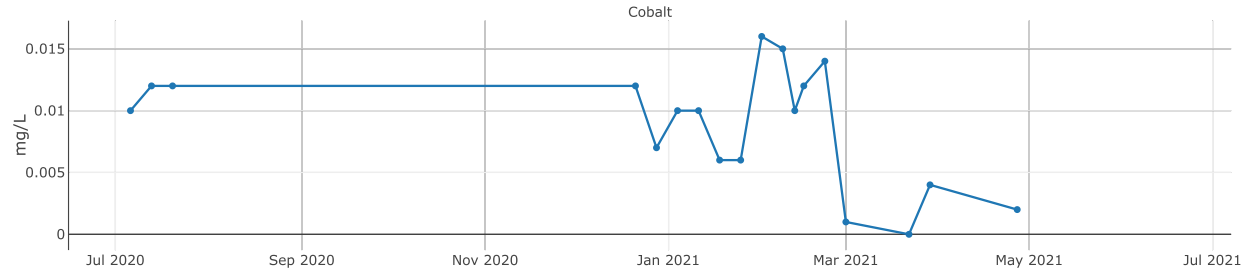
Cobalt
mg/L
0.015
0.01
0.005
0
Jul 2020
Sep 2020
Nov 2020
Jan 2021
Mar 2021
May 2021
Jul 2021

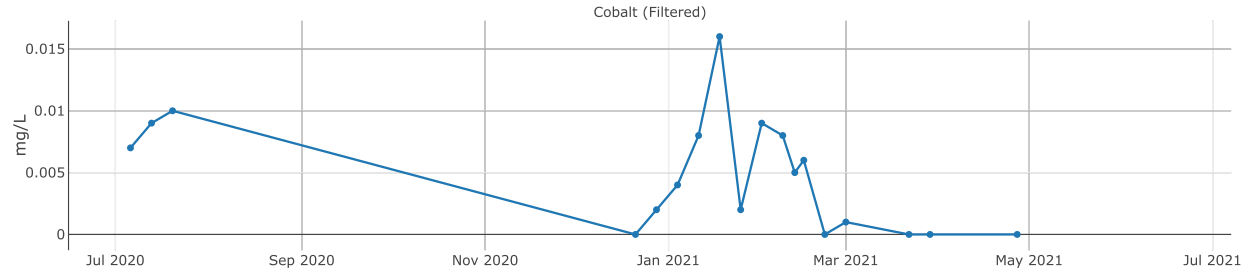
Cobalt (Filtered)
mg/L
0.015
0.01
0.005
0
Jul 2020
Sep 2020
Nov 2020
Jan 2021
Mar 2021
May 2021
Jul 2021

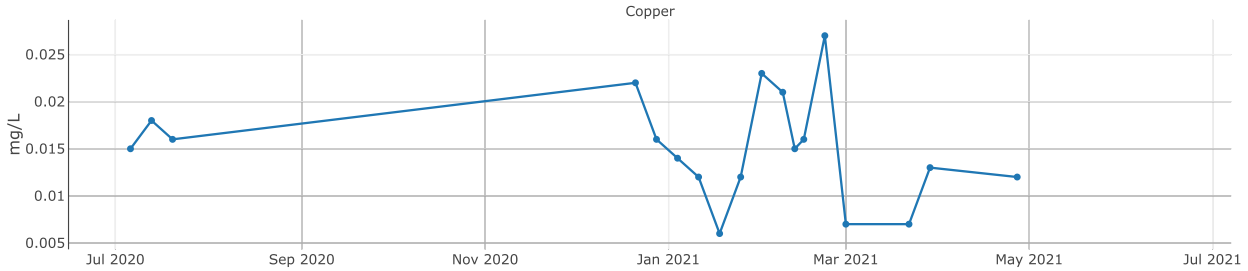
Copper
mg/L
0.025
0.02
0.015
0.01
0.005
Jul 2020
Sep 2020
Nov 2020
Jan 2021
Mar 2021
May 2021
Jul 2021

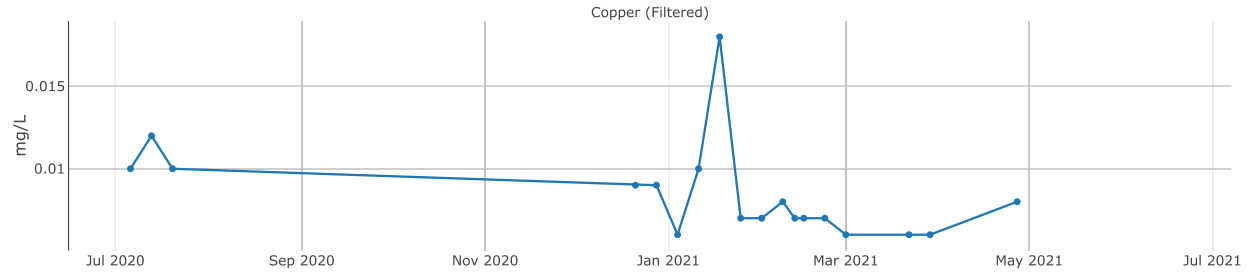
Copper (Filtered)
mg/L
0.015
0.01
Jul 2020
Sep 2020
Nov 2020
Jan 2021
Mar 2021
May 2021
Jul 2021

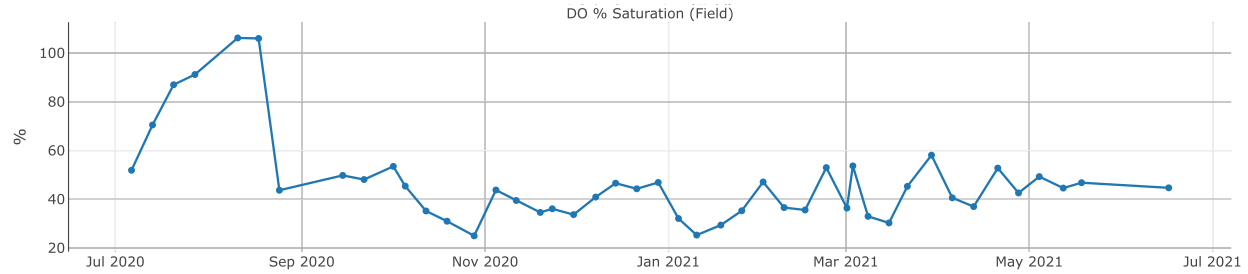
DO % Saturation (Field)
%
100
80
60
40
20
Jul 2020
Sep 2020
Nov 2020
Jan 2021
Mar 2021
May 2021
Jul 2021

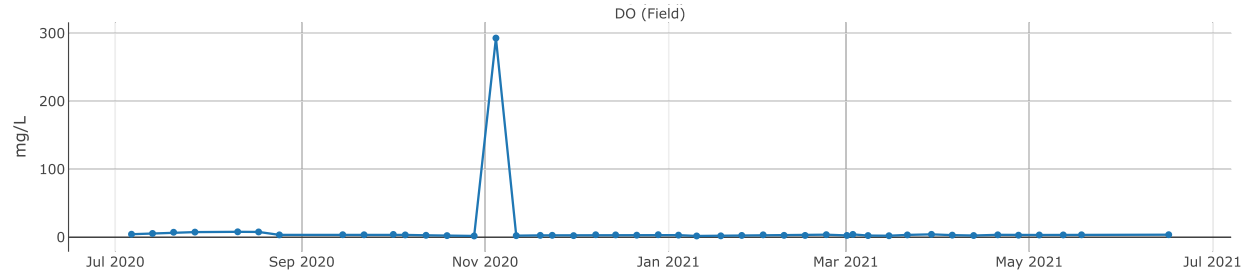
DO (Field)
mg/L
300
200
100
0
Jul 2020
Sep 2020
Nov 2020
Jan 2021
Mar 2021
May 2021
Jul 2021

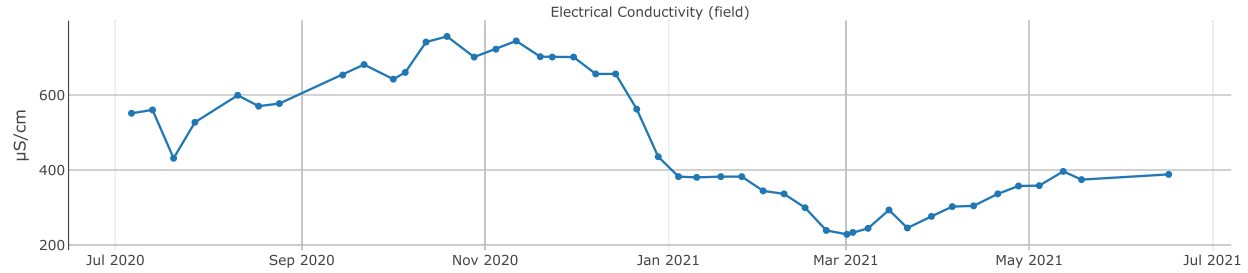
Electrical Conductivity (field)
µS/cm
600
400
200
Jul 2020
Sep 2020
Nov 2020
Jan 2021
Mar 2021
May 2021
Jul 2021

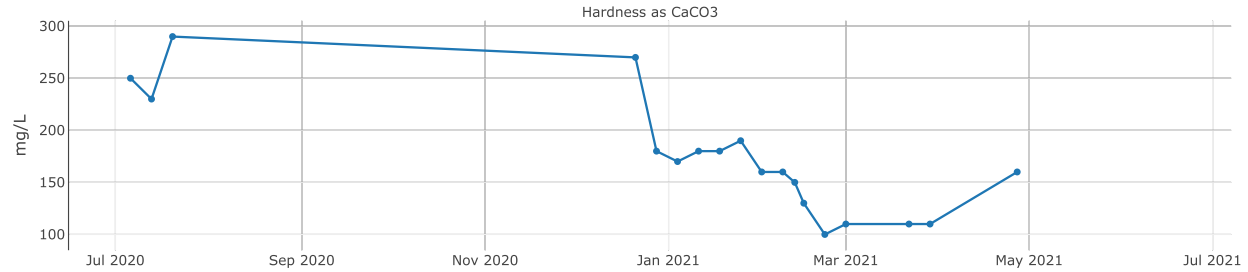
Hardness as CaCO3
mg/L
300
250
200
150
100
Jul 2020
Sep 2020
Nov 2020
Jan 2021
Mar 2021
May 2021
Jul 2021

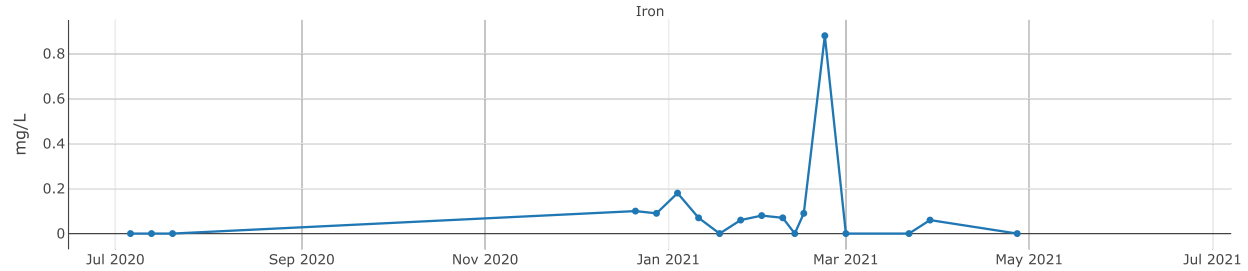
Iron
mg/L
0.8
0.6
0.4
0.2
0
Jul 2020
Sep 2020
Nov 2020
Jan 2021
Mar 2021
May 2021
Jul 2021

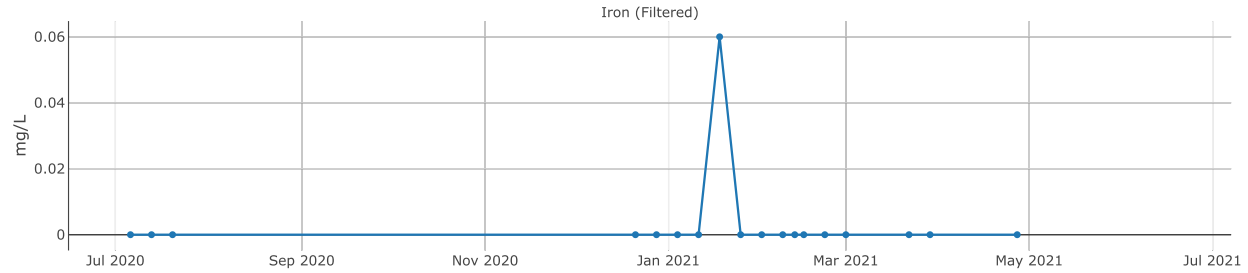
Iron (Filtered)
mg/L
0.06
0.04
0.02
0
Jul 2020
Sep 2020
Nov 2020
Jan 2021
Mar 2021
May 2021
Jul 2021

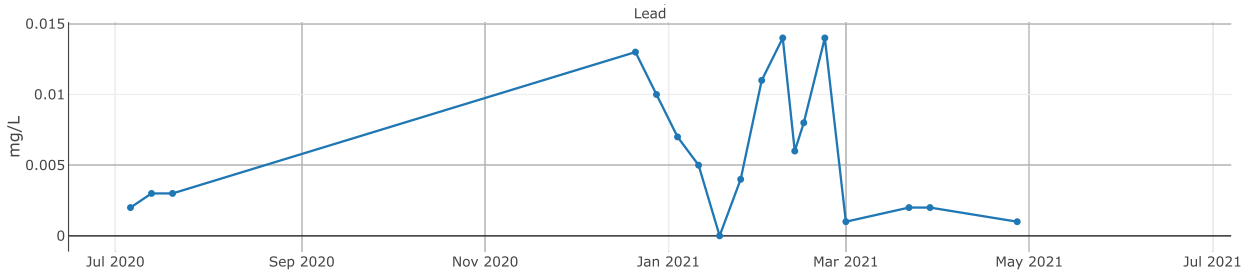
Lead
mg/L
0.015
0.01
0.005
0
Jul 2020
Sep 2020
Nov 2020
Jan 2021
Mar 2021
May 2021
Jul 2021

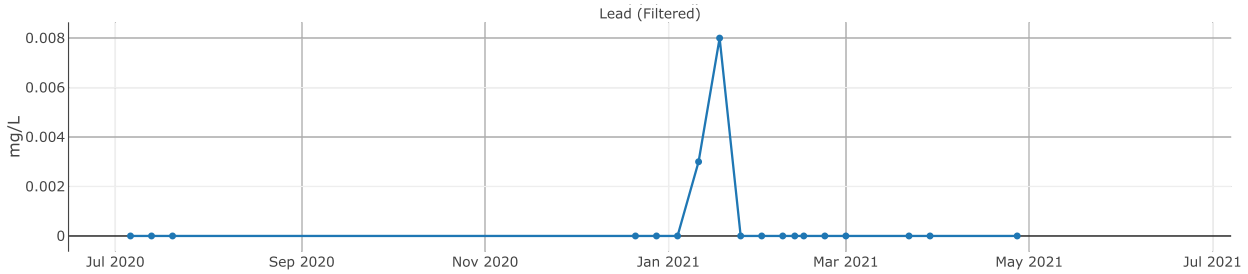
Lead (Filtered)
mg/L
0.008
0.006
0.004
0.002
0
Jul 2020
Sep 2020
Nov 2020
Jan 2021
Mar 2021
May 2021
Jul 2021

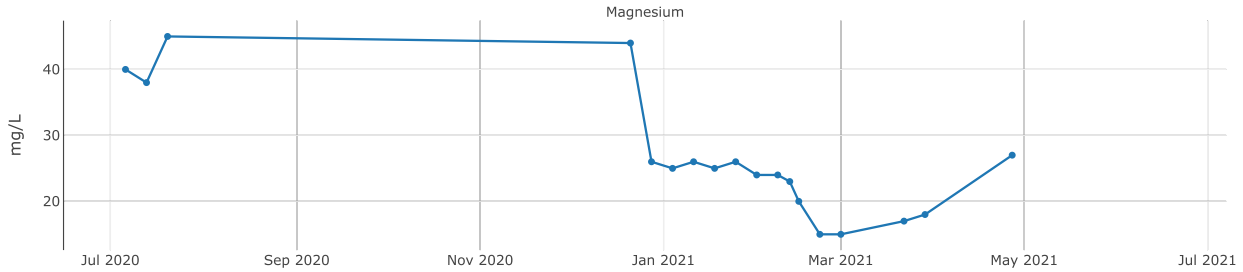
Magnesium
mg/L
40
30
20
Jul 2020
Sep 2020
Nov 2020
Jan 2021
Mar 2021
May 2021
Jul 2021

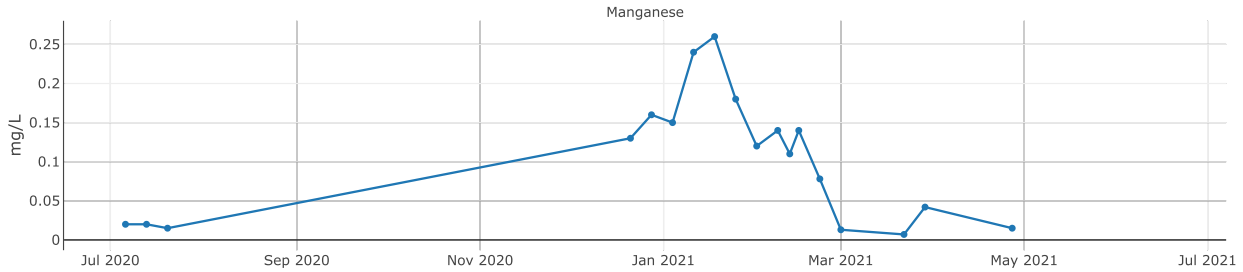
Manganese
mg/L
0.25
0.2
0.15
0.1
0.05
0
Jul 2020
Sep 2020
Nov 2020
Jan 2021
Mar 2021
May 2021
Jul 2021

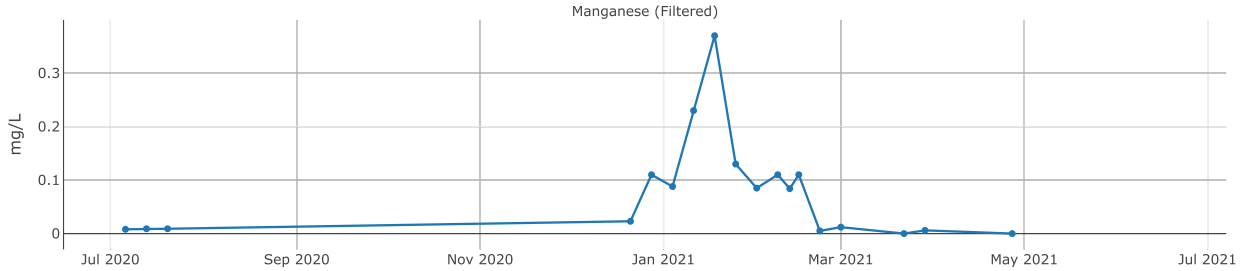
Manganese (Filtered)
mg/L
0.3
0.2
0.1
0
Jul 2020
Sep 2020
Nov 2020
Jan 2021
Mar 2021
May 2021
Jul 2021

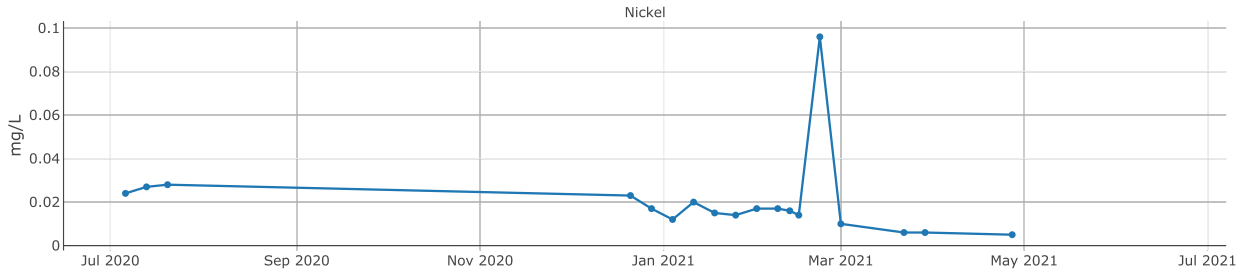
Nickel
mg/L
0.1
0.08
0.06
0.04
0.02
0
Jul 2020
Sep 2020
Nov 2020
Jan 2021
Mar 2021
May 2021
Jul 2021

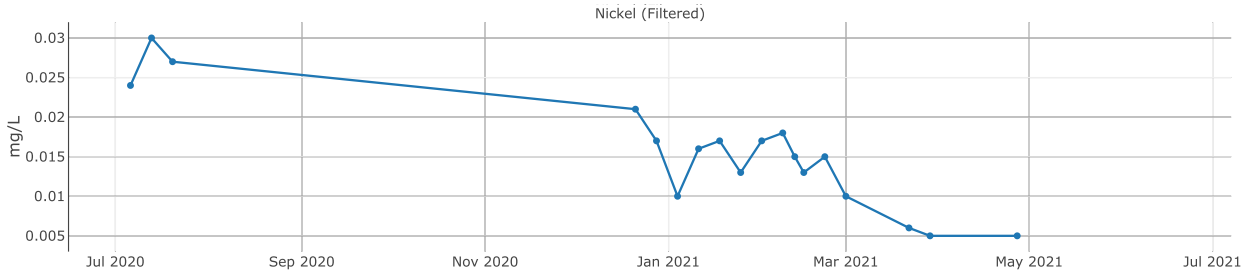
Nickel (Filtered)
mg/L
0.03
0.025
0.02
0.015
0.01
0.005
Jul 2020
Sep 2020
Nov 2020
Jan 2021
Mar 2021
May 2021
Jul 2021

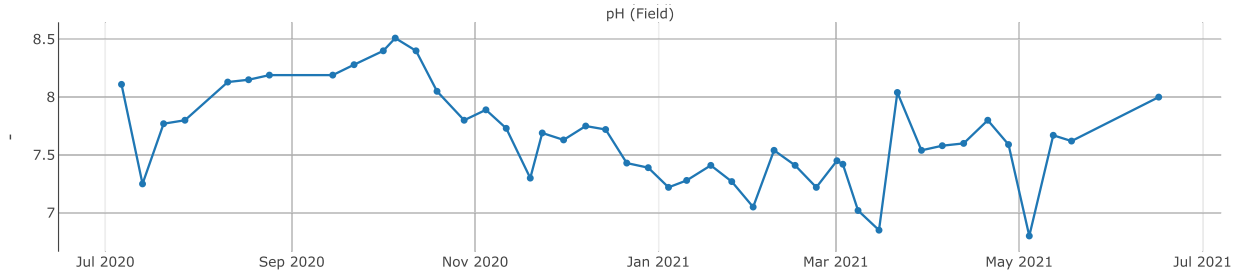
pH (Field)
8.5
8
7.5
7
Jul 2020
Sep 2020
Nov 2020
Jan 2021
Mar 2021
May 2021
Jul 2021

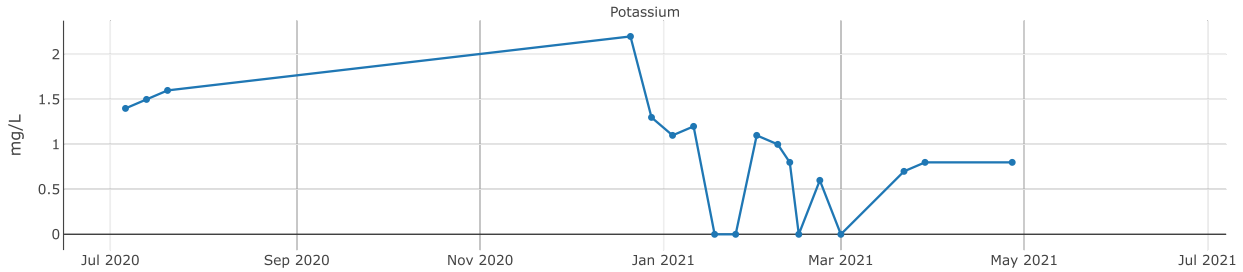
Potassium
mg/L
2
1.5
1
0.5
0
Jul 2020
Sep 2020
Nov 2020
Jan 2021
Mar 2021
May 2021
Jul 2021

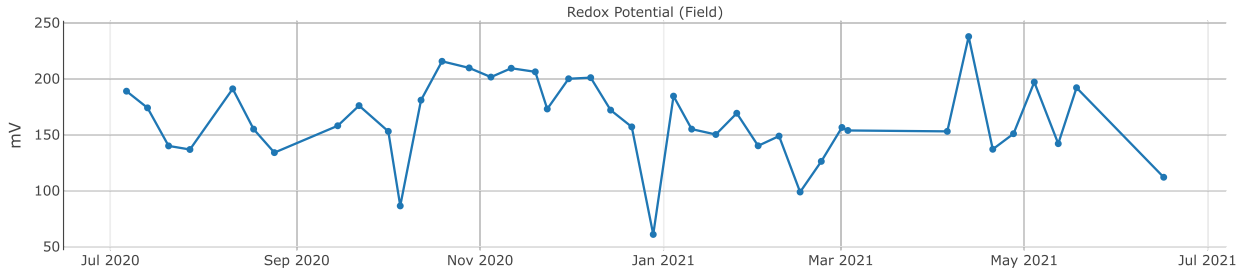
Redox Potential (Field)
mV
250
200
150
100
50
Jul 2020
Sep 2020
Nov 2020
Jan 2021
Mar 2021
May 2021
Jul 2021

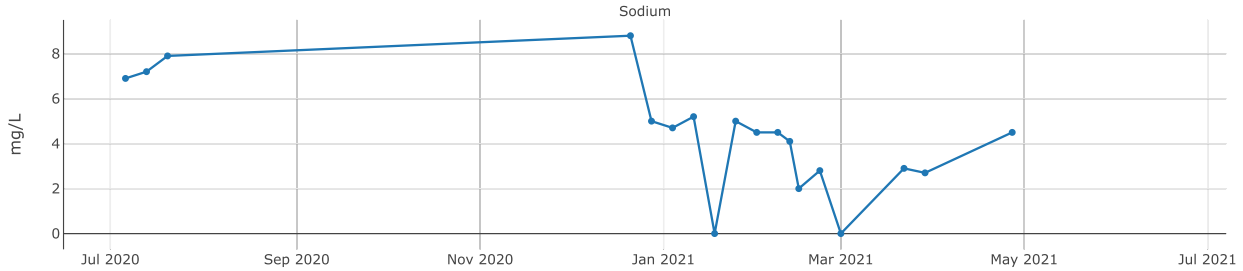
Sodium
mg/L
8
6
4
2
0
Jul 2020
Sep 2020
Nov 2020
Jan 2021
Mar 2021
May 2021
Jul 2021

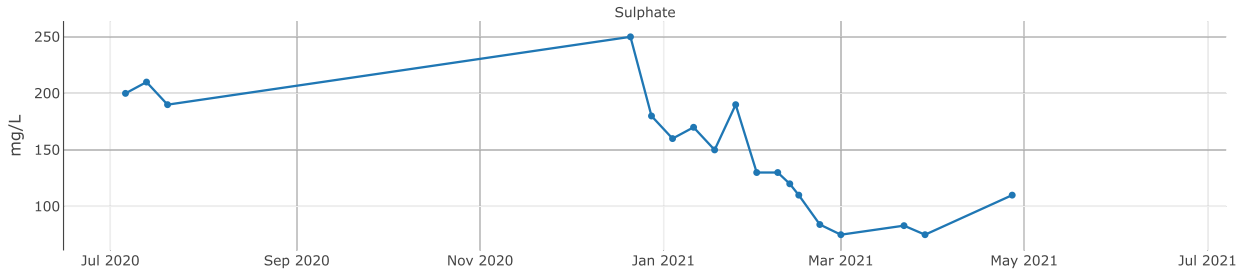
Sulphate
mg/L
250
200
150
100
Jul 2020
Sep 2020
Nov 2020
Jan 2021
Mar 2021
May 2021
Jul 2021

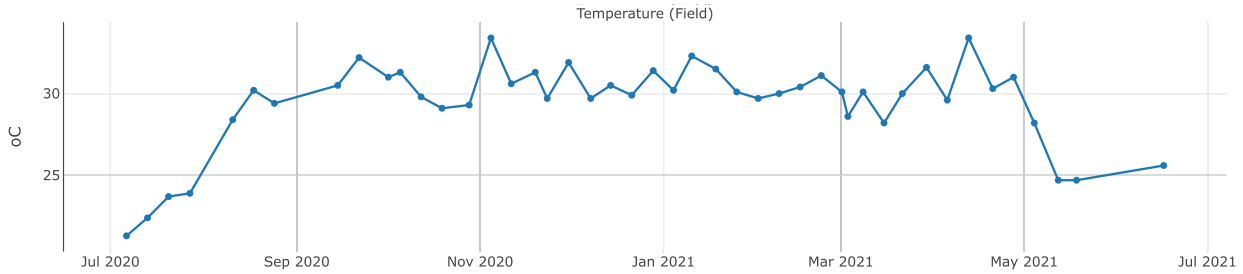
Temperature (Field)
oC
30
25
Jul 2020
Sep 2020
Nov 2020
Jan 2021
Mar 2021
May 2021
Jul 2021

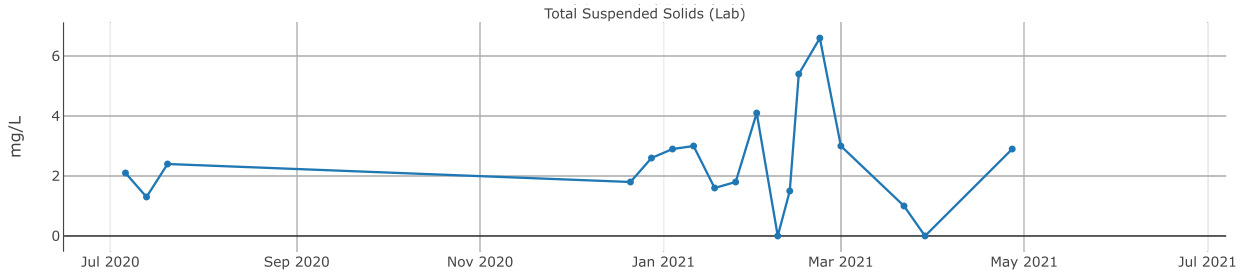
Total Suspended Solids (Lab)
mg/L
6
4
2
0
Jul 2020
Sep 2020
Nov 2020
Jan 2021
Mar 2021
May 2021
Jul 2021

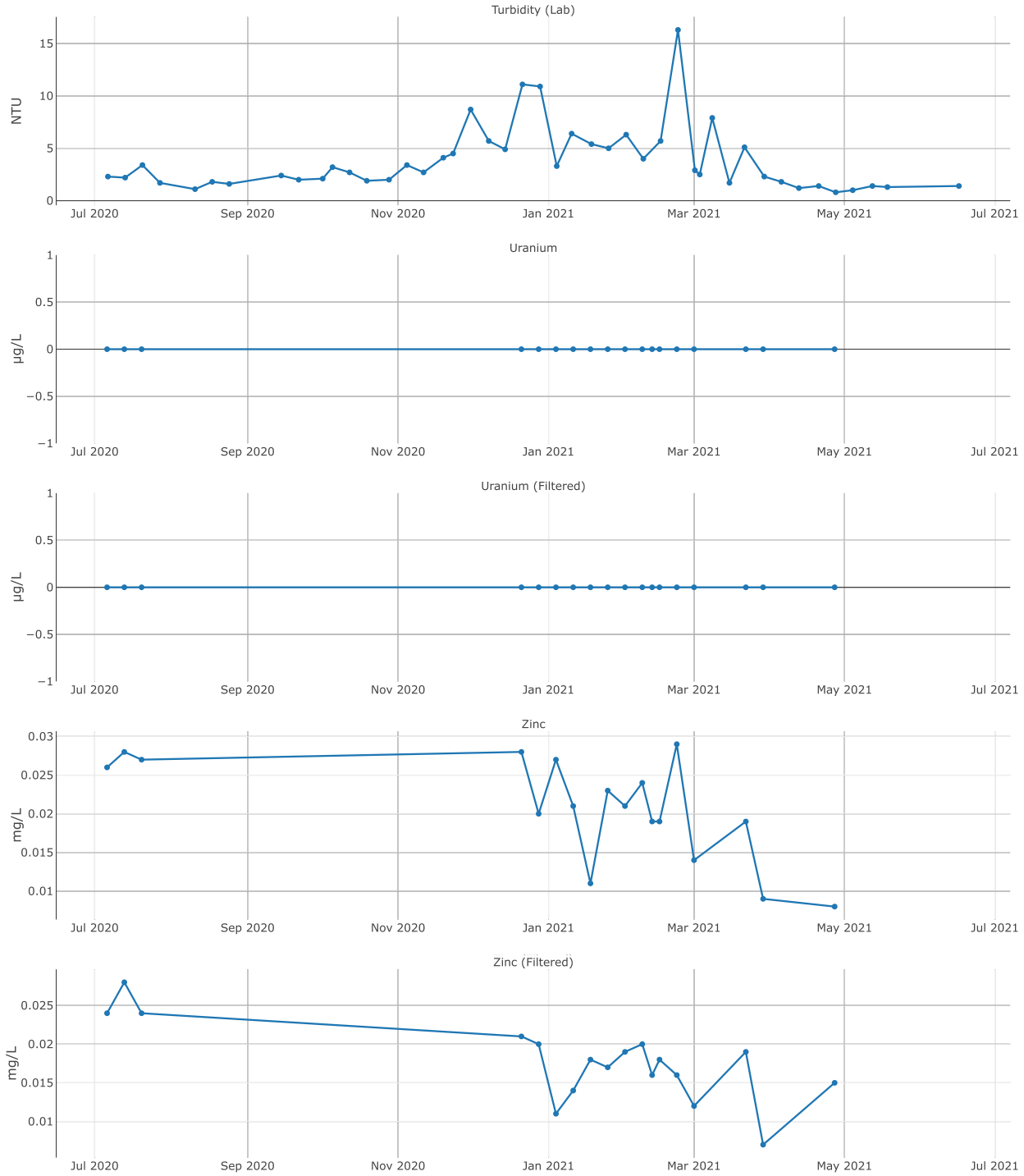

The report was generated based on the following filter:
Sampled Date between "01 Jul 2020" and "30 Jun 2021",
Locations In "SITE2"

Publication Date: 01 Jul 2021

Chemistry Graph

SITE4

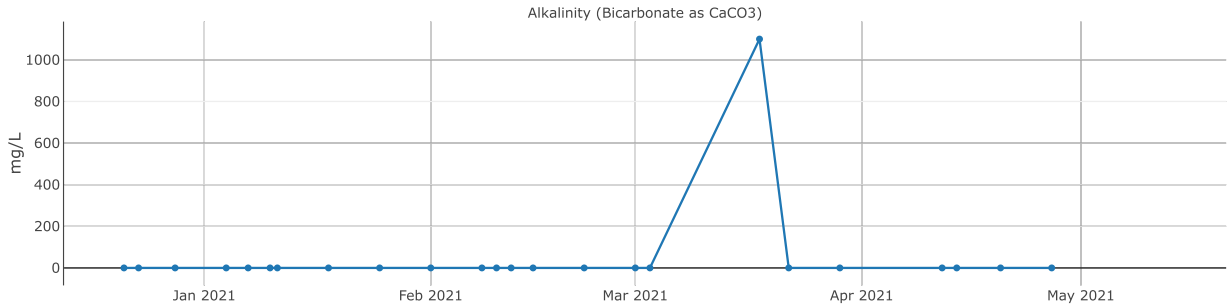

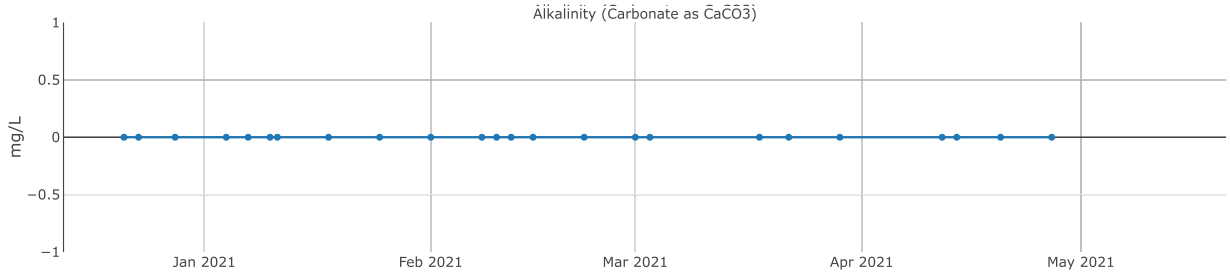

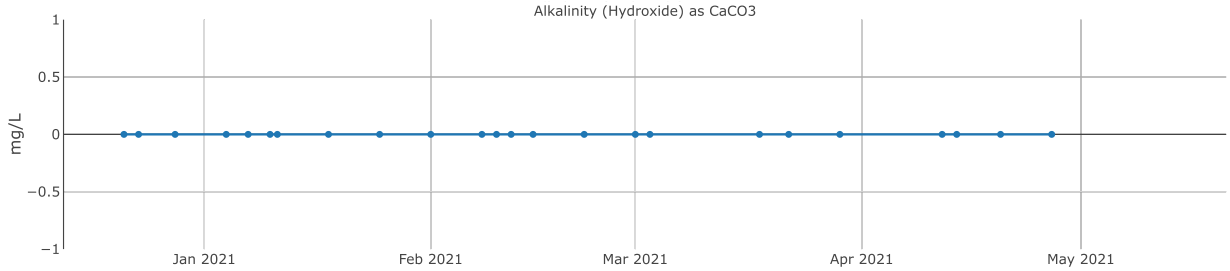

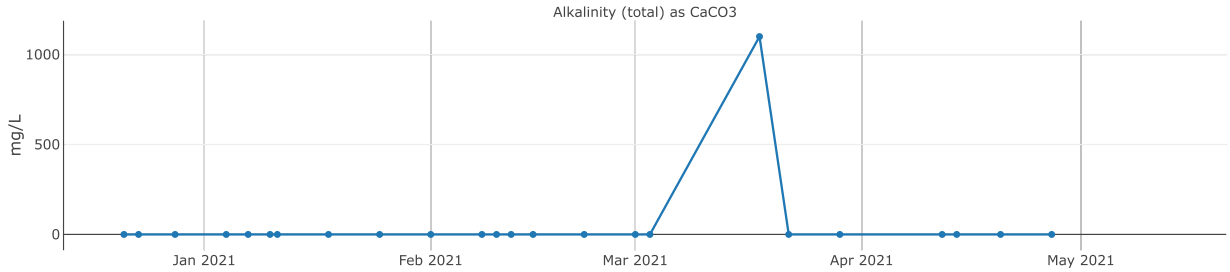

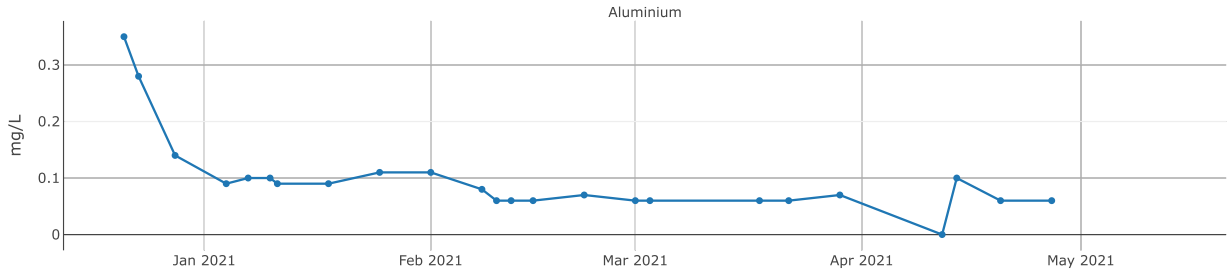

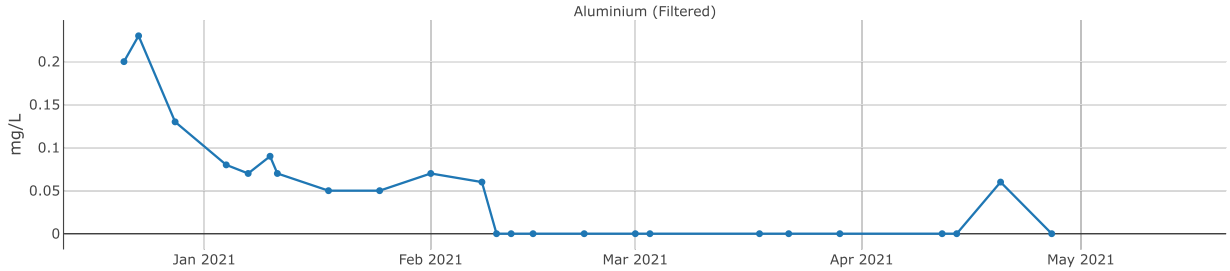

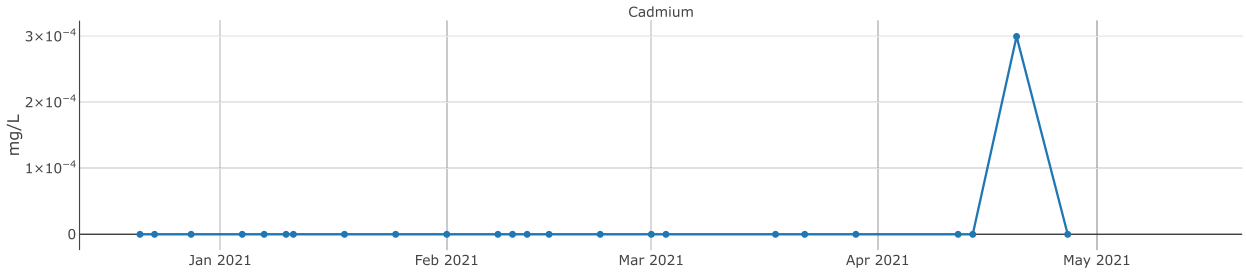
Cadmium
mg/L
3×10⁻⁴
2×10⁻⁴
1×10⁻⁴
0
Jan 2021
Feb 2021
Mar 2021
Apr 2021
May 2021

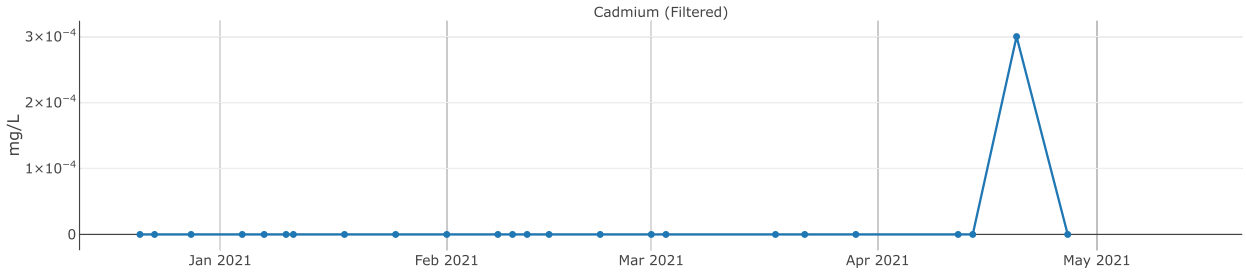
Cadmium (Filtered)
mg/L
3×10⁻⁴
2×10⁻⁴
1×10⁻⁴
0
Jan 2021
Feb 2021
Mar 2021
Apr 2021
May 2021

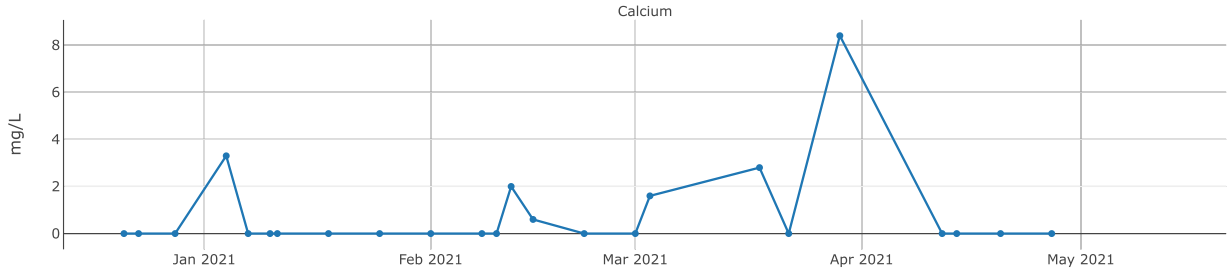
Calcium
mg/L
8
6
4
2
0
Jan 2021
Feb 2021
Mar 2021
Apr 2021
May 2021

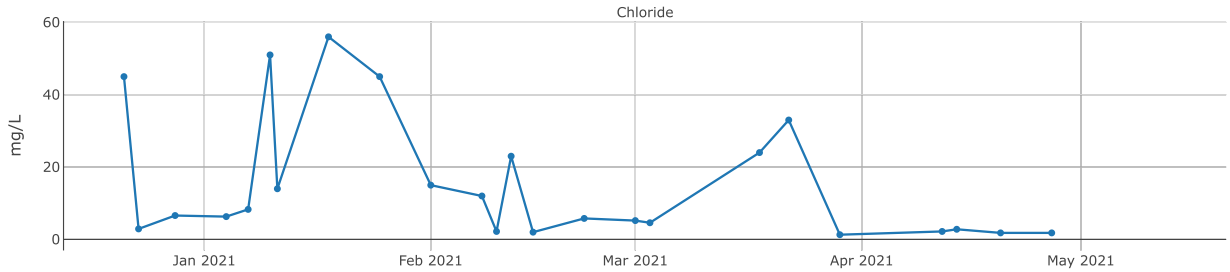
Chloride
mg/L
60
40
20
0
Jan 2021
Feb 2021
Mar 2021
Apr 2021
May 2021

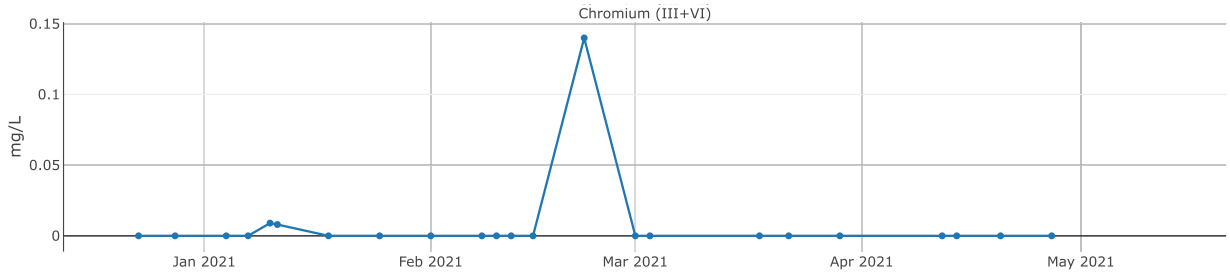
Chromium (III+VI)
mg/L
0.15
0.1
0.05
0
Jan 2021
Feb 2021
Mar 2021
Apr 2021
May 2021

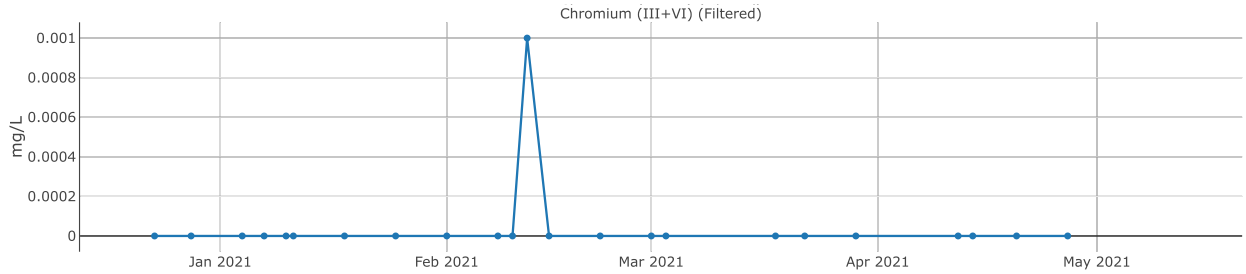
Chromium (III+VI) (Filtered)
mg/L
0.001
0.0008
0.0006
0.0004
0.0002
0
Jan 2021
Feb 2021
Mar 2021
Apr 2021
May 2021

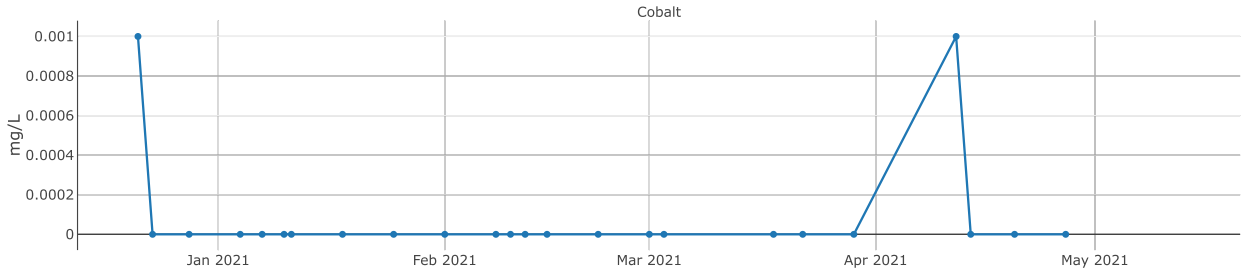
Cobalt
mg/L
0.001
0.0008
0.0006
0.0004
0.0002
0
Jan 2021
Feb 2021
Mar 2021
Apr 2021
May 2021

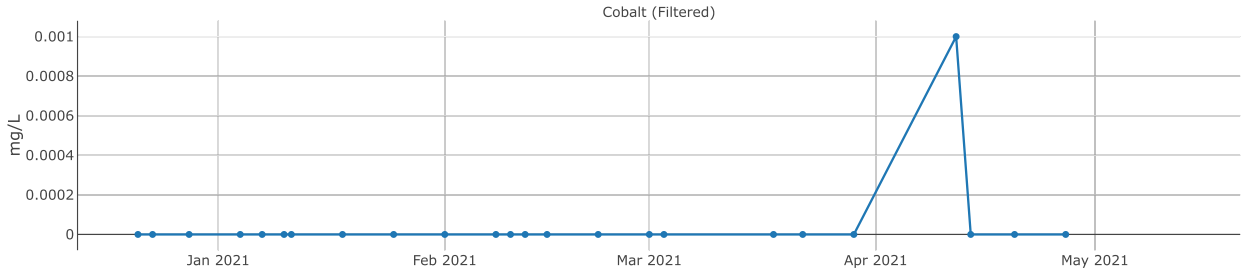
Cobalt (Filtered)
mg/L
0.001
0.0008
0.0006
0.0004
0.0002
0
Jan 2021
Feb 2021
Mar 2021
Apr 2021
May 2021

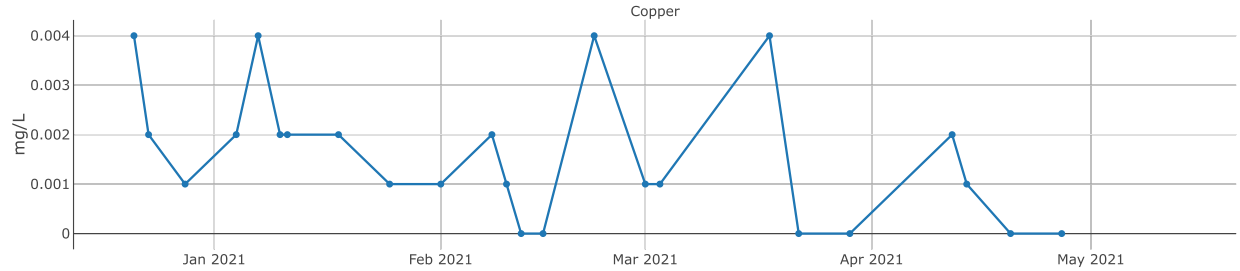
Copper
mg/L
0.004
0.003
0.002
0.001
0
Jan 2021
Feb 2021
Mar 2021
Apr 2021
May 2021

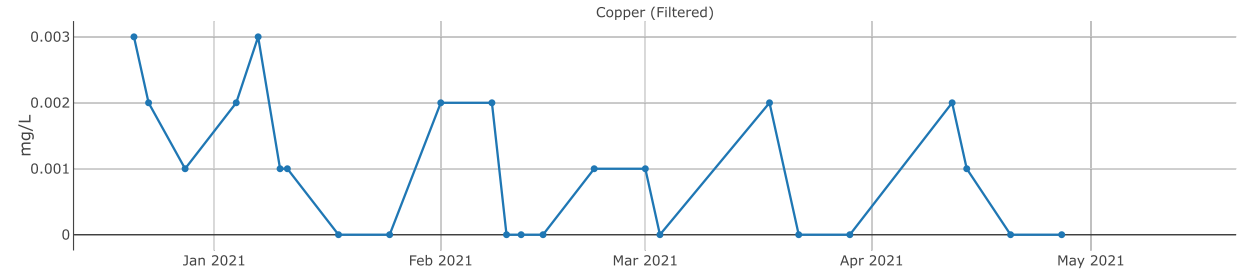
Copper (Filtered)
mg/L
0.003
0.002
0.001
0
Jan 2021
Feb 2021
Mar 2021
Apr 2021
May 2021

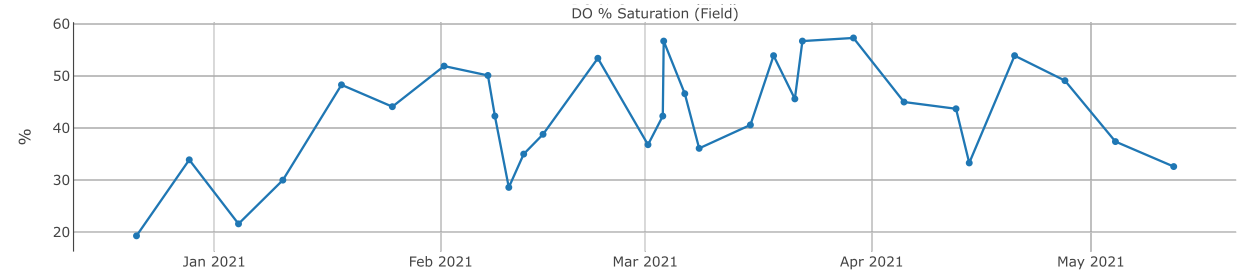
DO % Saturation (Field)
%
60
50
40
30
20
Jan 2021
Feb 2021
Mar 2021
Apr 2021
May 2021

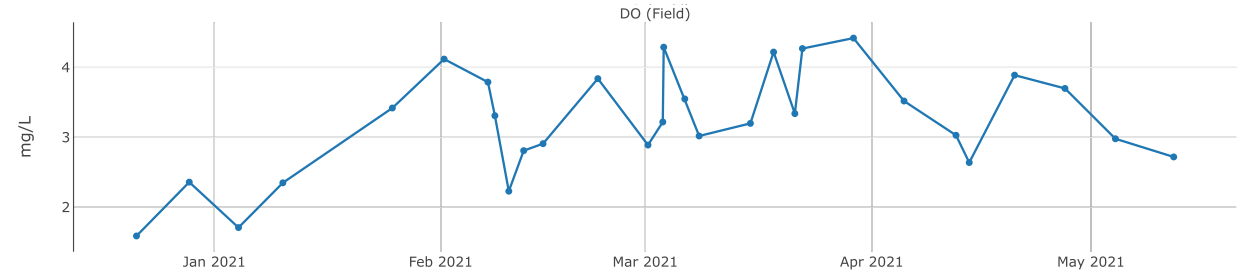
DO (Field)
mg/L
4
3
2
Jan 2021
Feb 2021
Mar 2021
Apr 2021
May 2021

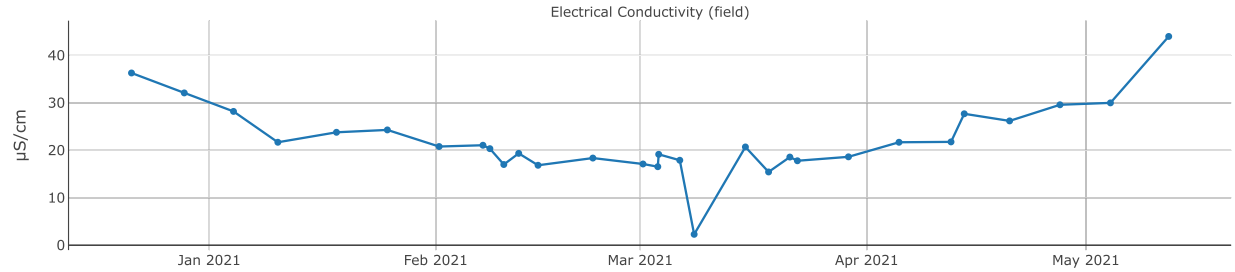
Electrical Conductivity (field)
µS/cm
0
10
20
30
40
Jan 2021
Feb 2021
Mar 2021
Apr 2021
May 2021

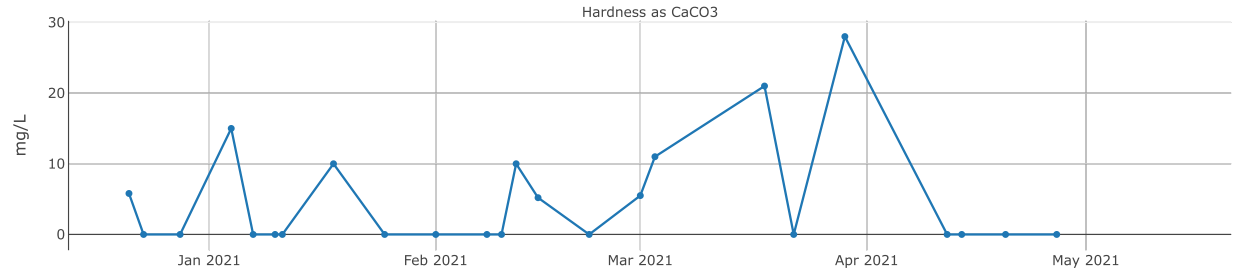
Hardness as CaCO3
mg/L
0
10
20
30
Jan 2021
Feb 2021
Mar 2021
Apr 2021
May 2021

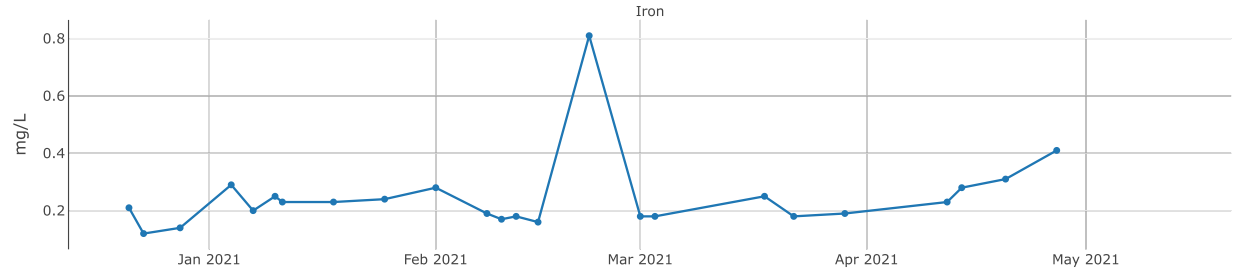
Iron
mg/L
0.2
0.4
0.6
0.8
Jan 2021
Feb 2021
Mar 2021
Apr 2021
May 2021

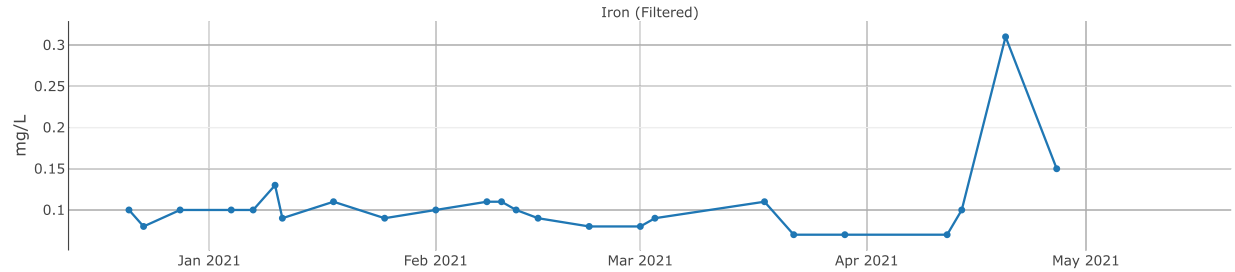
Iron (Filtered)
mg/L
0.1
0.15
0.2
0.25
0.3
Jan 2021
Feb 2021
Mar 2021
Apr 2021
May 2021

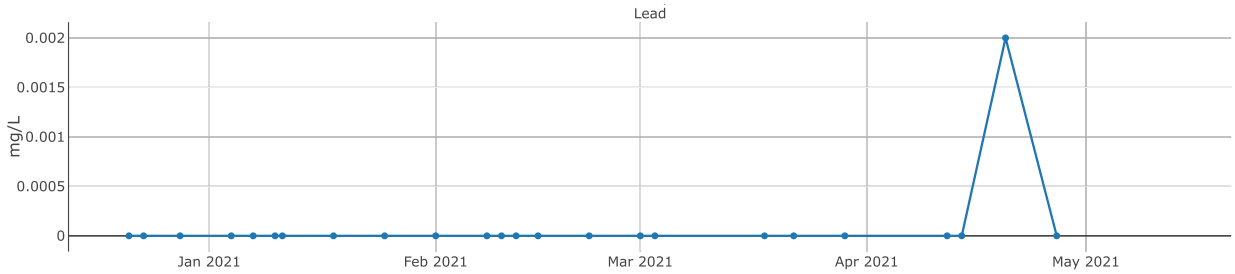
Lead
mg/L
0
0.0005
0.001
0.0015
0.002
Jan 2021
Feb 2021
Mar 2021
Apr 2021
May 2021

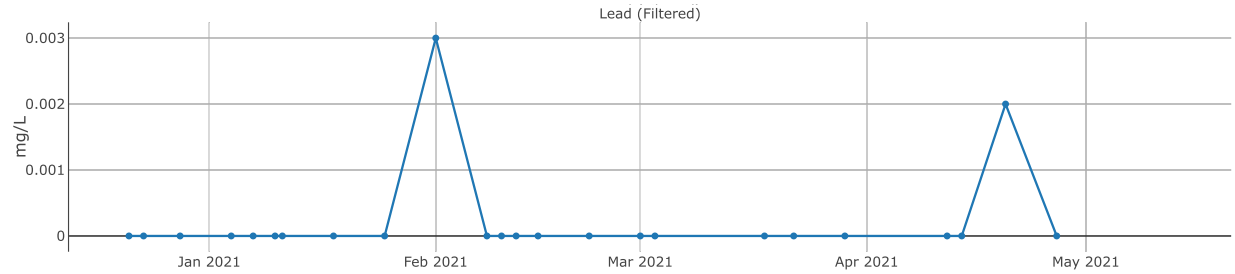
Lead (Filtered)
mg/L
0
0.001
0.002
0.003
Jan 2021
Feb 2021
Mar 2021
Apr 2021
May 2021

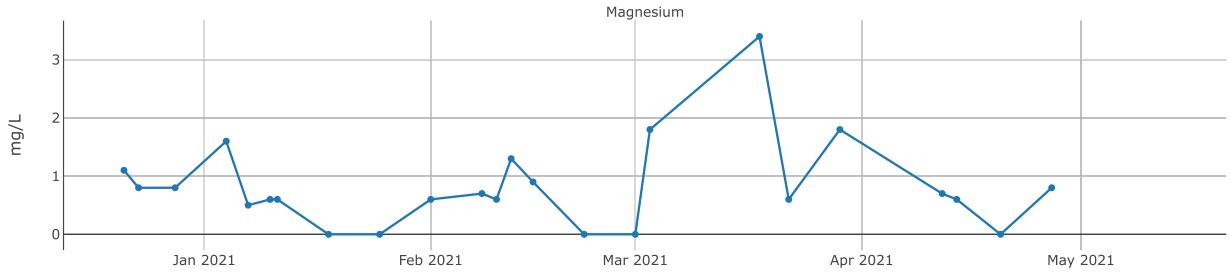
Magnesium
mg/L
0
1
2
3
Jan 2021
Feb 2021
Mar 2021
Apr 2021
May 2021

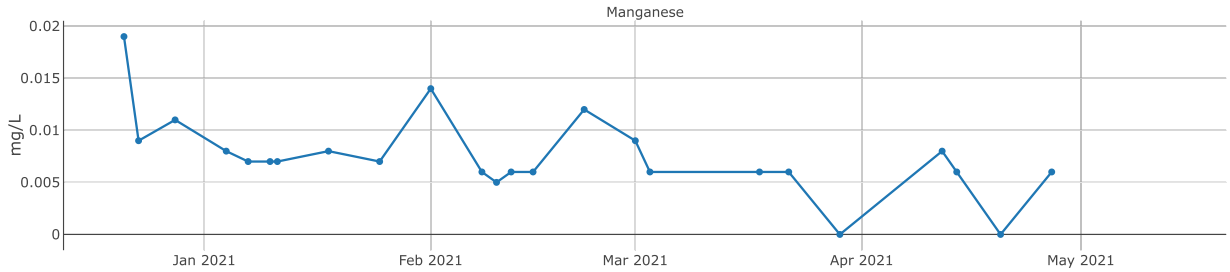
Manganese
mg/L
0
0.005
0.01
0.015
0.02
Jan 2021
Feb 2021
Mar 2021
Apr 2021
May 2021

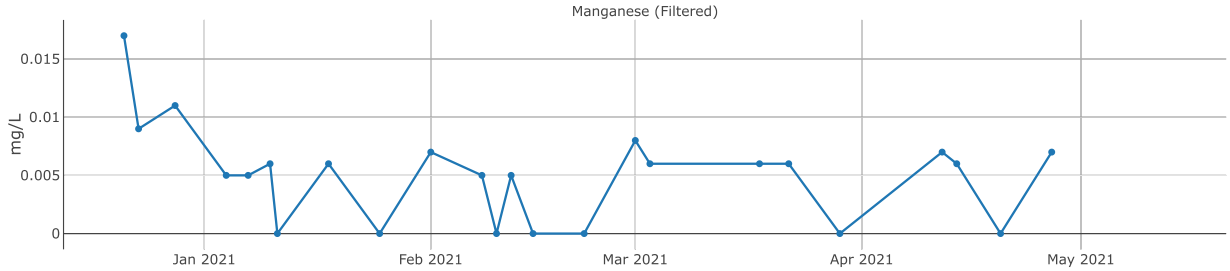
Manganese (Filtered)
mg/L
0
0.005
0.01
0.015
Jan 2021
Feb 2021
Mar 2021
Apr 2021
May 2021

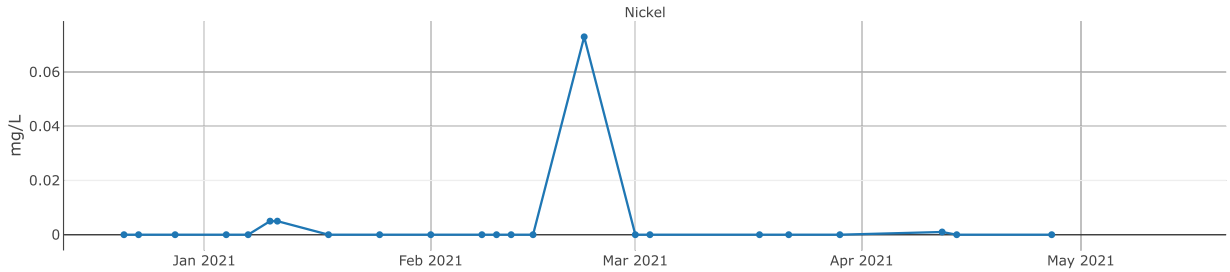
Nickel
mg/L
0
0.02
0.04
0.06
Jan 2021
Feb 2021
Mar 2021
Apr 2021
May 2021

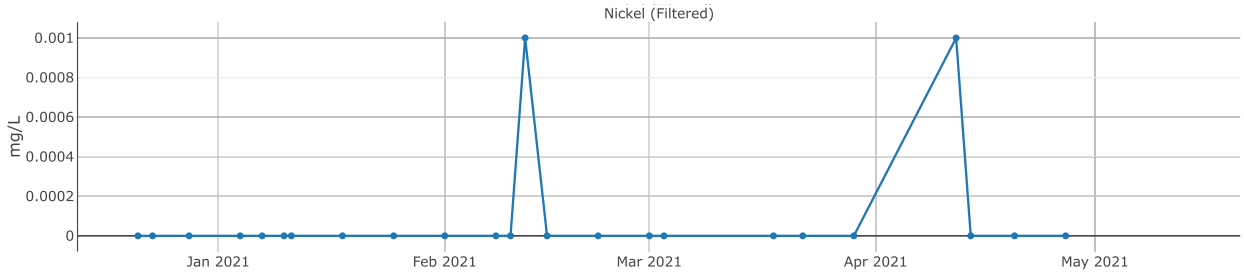
Nickel (Filtered)
mg/L
0
0.0002
0.0004
0.0006
0.0008
0.001
Jan 2021
Feb 2021
Mar 2021
Apr 2021
May 2021

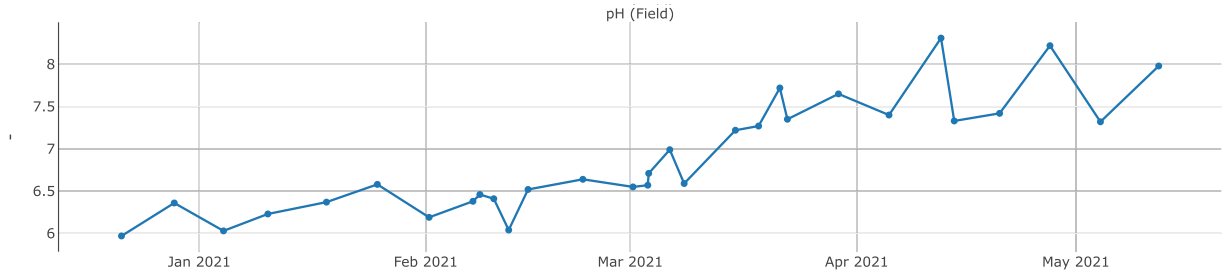
pH (Field)
6
6.5
7
7.5
8
Jan 2021
Feb 2021
Mar 2021
Apr 2021
May 2021

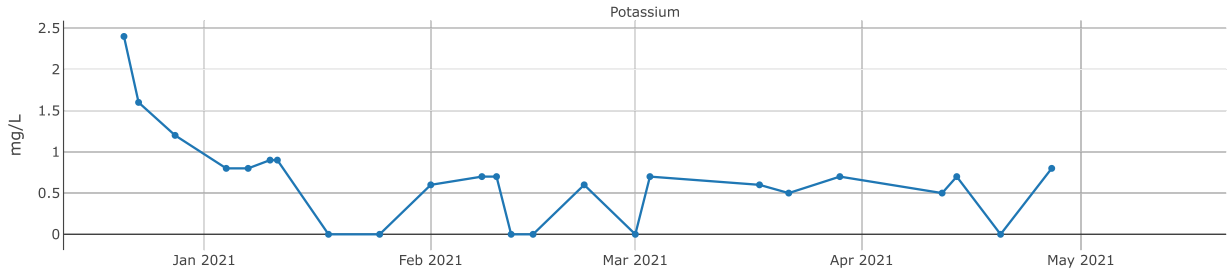
Potassium
mg/L
2.5
2
1.5
1
0.5
0
Jan 2021
Feb 2021
Mar 2021
Apr 2021
May 2021

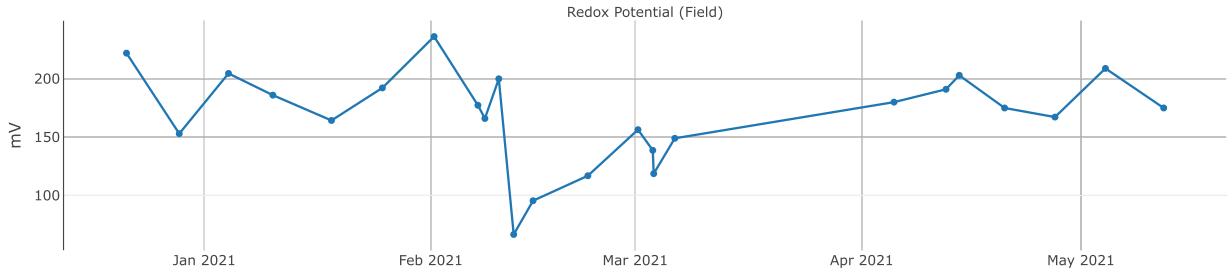
Redox Potential (Field)
mV
200
150
100
Jan 2021
Feb 2021
Mar 2021
Apr 2021
May 2021

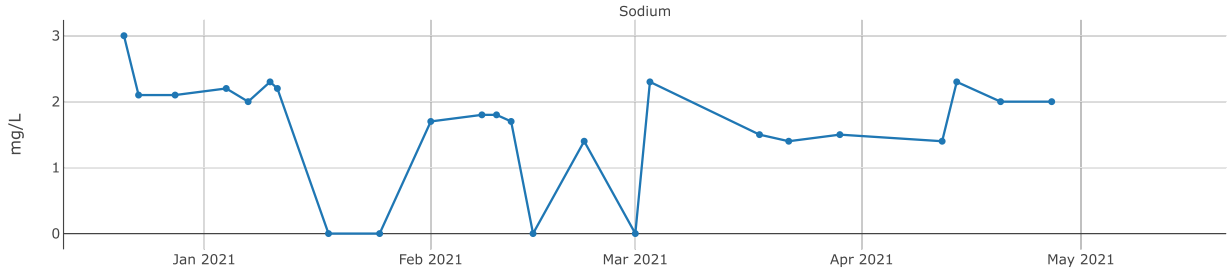
Sodium
mg/L
3
2
1
0
Jan 2021
Feb 2021
Mar 2021
Apr 2021
May 2021

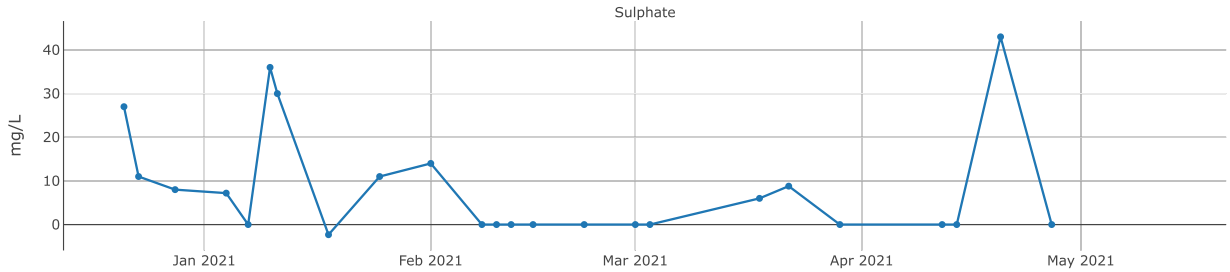
Sulphate
mg/L
40
30
20
10
0
Jan 2021
Feb 2021
Mar 2021
Apr 2021
May 2021

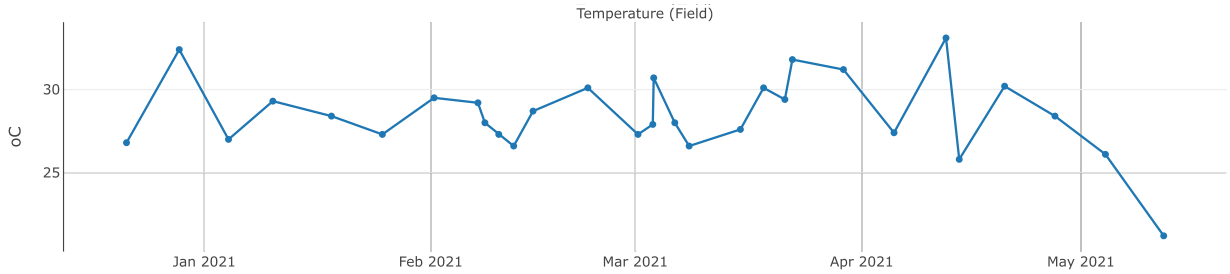
Temperature (Field)
oC
30
25
Jan 2021
Feb 2021
Mar 2021
Apr 2021
May 2021

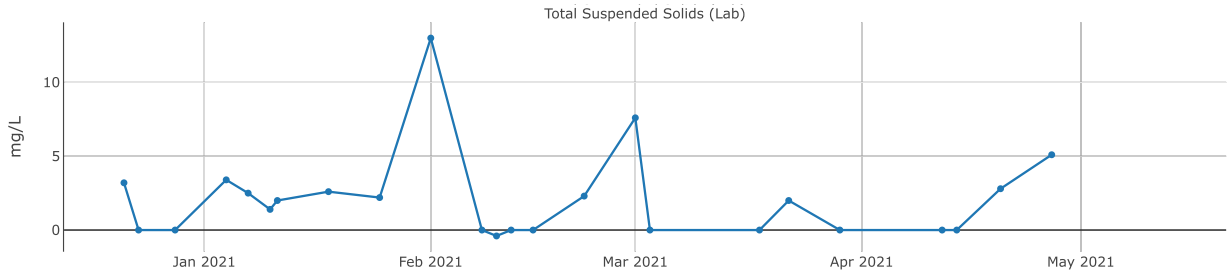
Total Suspended Solids (Lab)
mg/L
10
5
0
Jan 2021
Feb 2021
Mar 2021
Apr 2021
May 2021

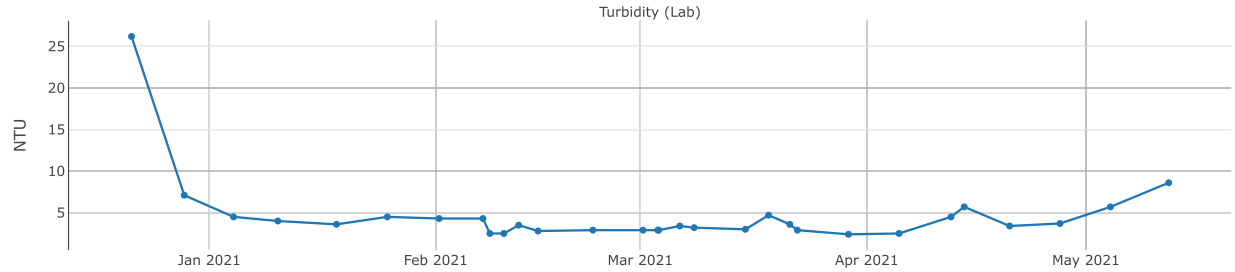

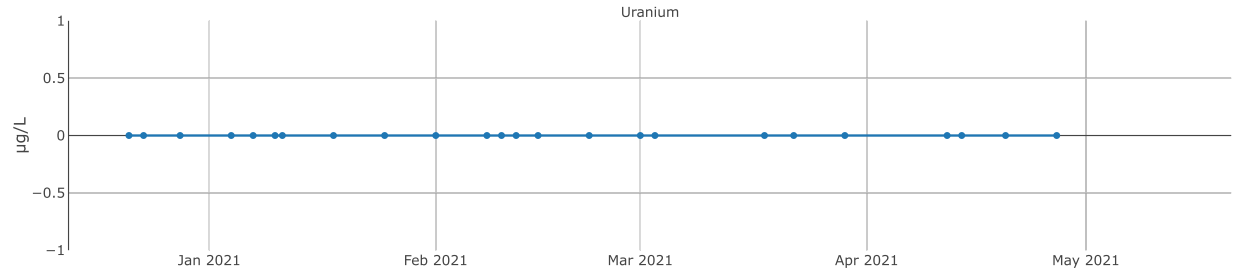

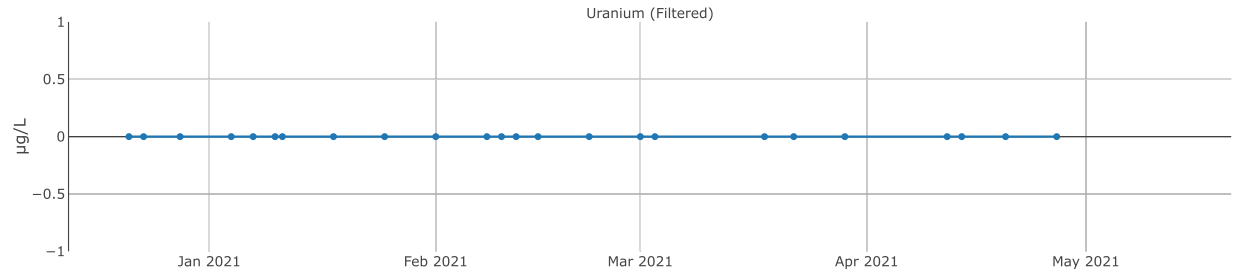

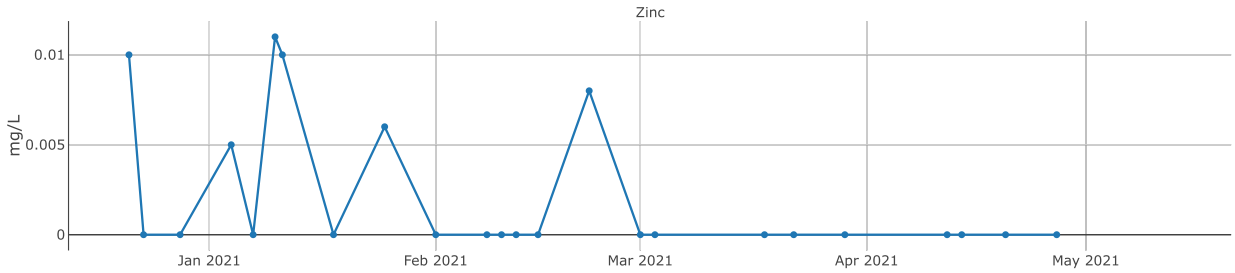

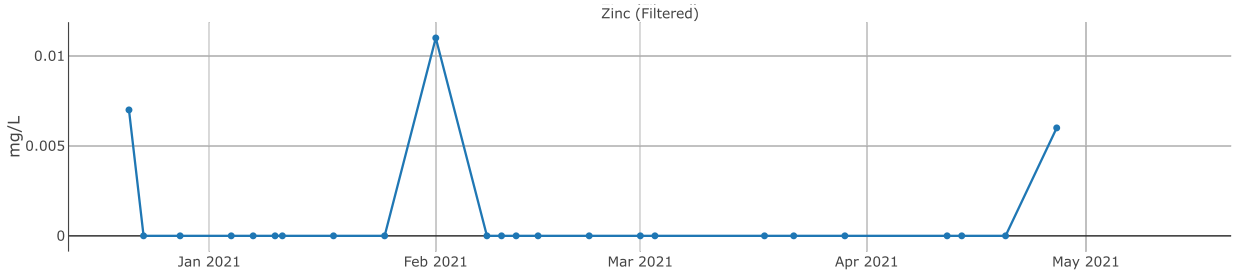

The report was generated based on the following filter:
Sampled Date between "01 Jul 2020" and "30 Jun 2021",
Locations In "SITE4"

Publication Date: 01 Jul 2021

Chemistry Graph

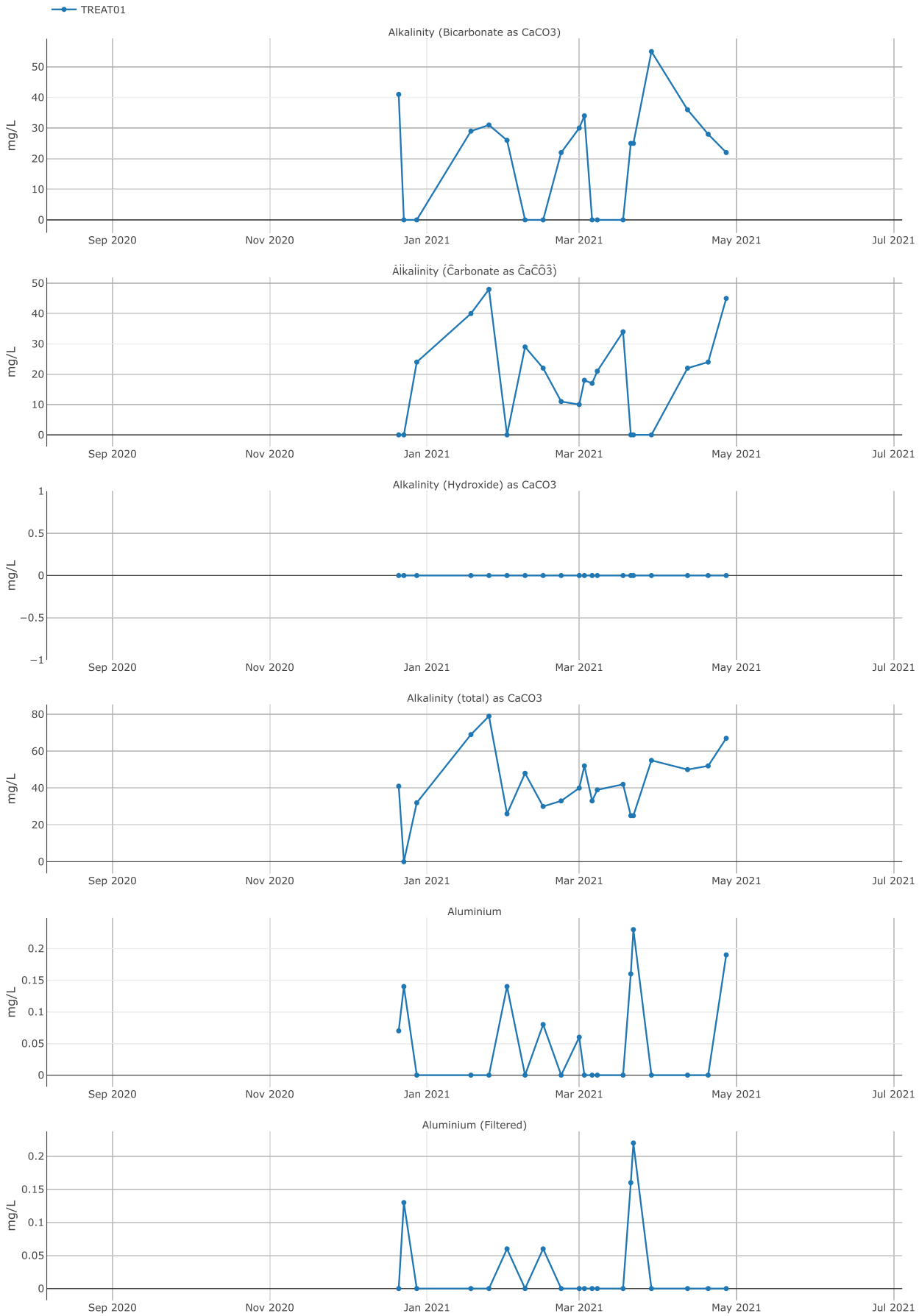

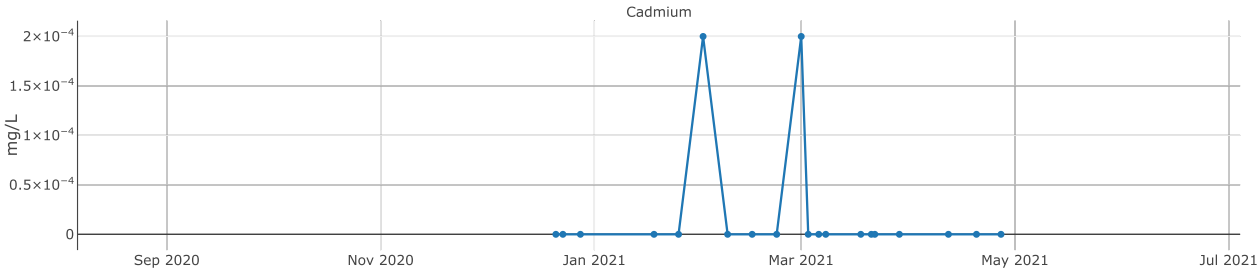
Cadmium
mg/L
2×10⁻⁴
1.5×10⁻⁴
1×10⁻⁴
0.5×10⁻⁴
0
Sep 2020
Nov 2020
Jan 2021
Mar 2021
May 2021
Jul 2021

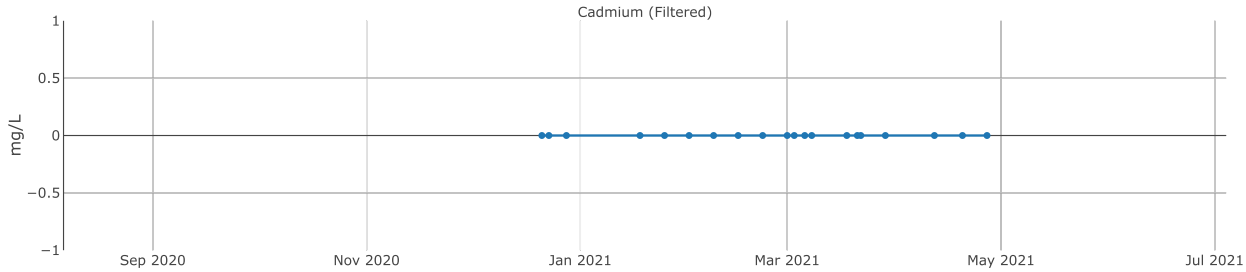
Cadmium (Filtered)
mg/L
1
0.5
0
−0.5
−1
Sep 2020
Nov 2020
Jan 2021
Mar 2021
May 2021
Jul 2021

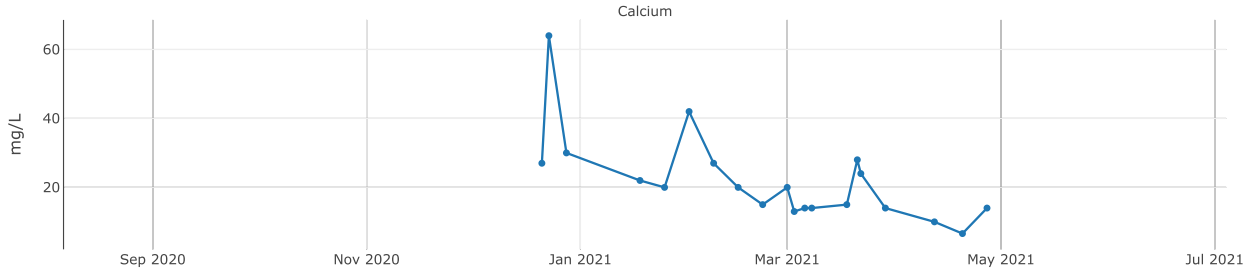
Calcium
mg/L
60
40
20
Sep 2020
Nov 2020
Jan 2021
Mar 2021
May 2021
Jul 2021

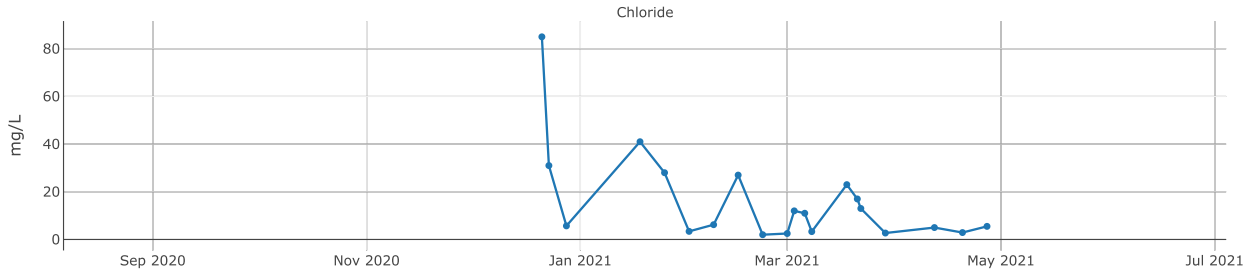
Chloride
mg/L
80
60
40
20
0
Sep 2020
Nov 2020
Jan 2021
Mar 2021
May 2021
Jul 2021

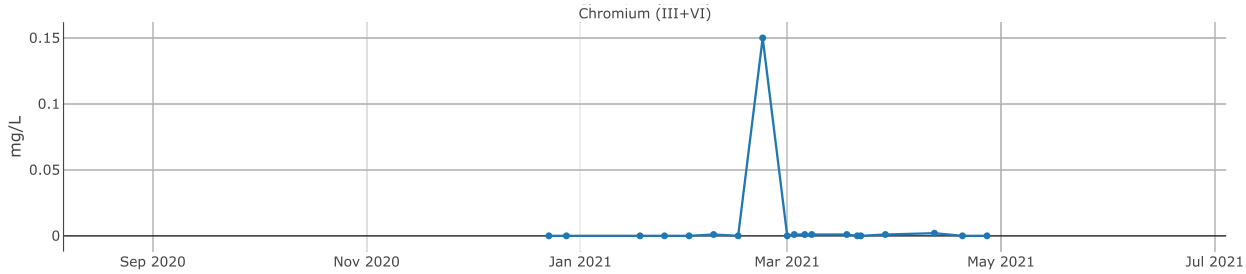
Chromium (III+VI)
mg/L
0.15
0.1
0.05
0
Sep 2020
Nov 2020
Jan 2021
Mar 2021
May 2021
Jul 2021

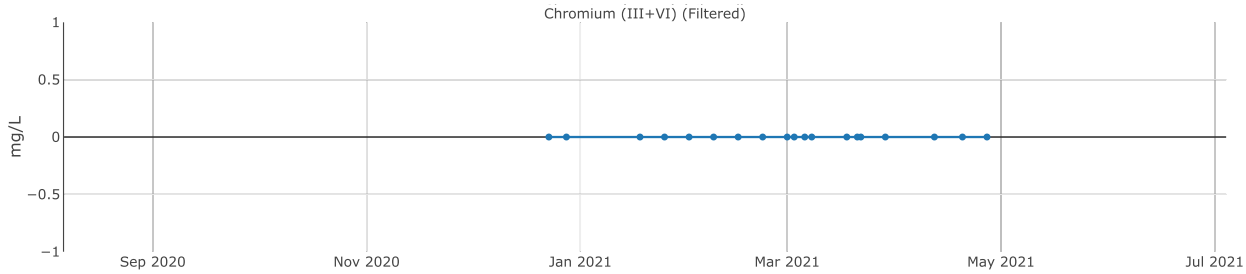
Chromium (III+VI) (Filtered)
mg/L
1
0.5
0
−0.5
−1
Sep 2020
Nov 2020
Jan 2021
Mar 2021
May 2021
Jul 2021

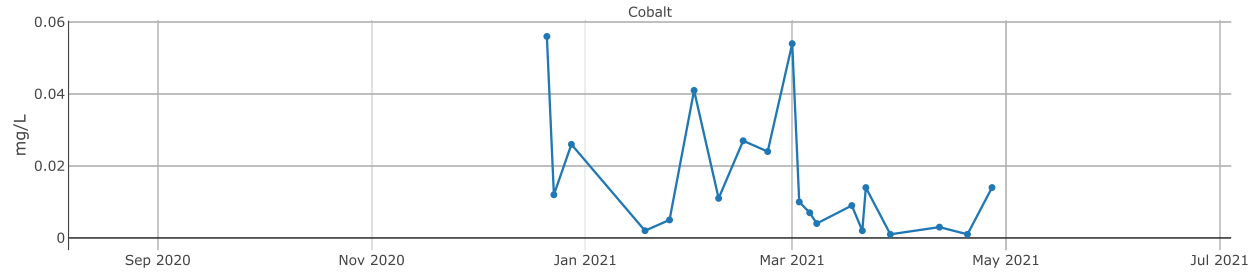
Cobalt
mg/L
0.06
0.04
0.02
0
Sep 2020
Nov 2020
Jan 2021
Mar 2021
May 2021
Jul 2021

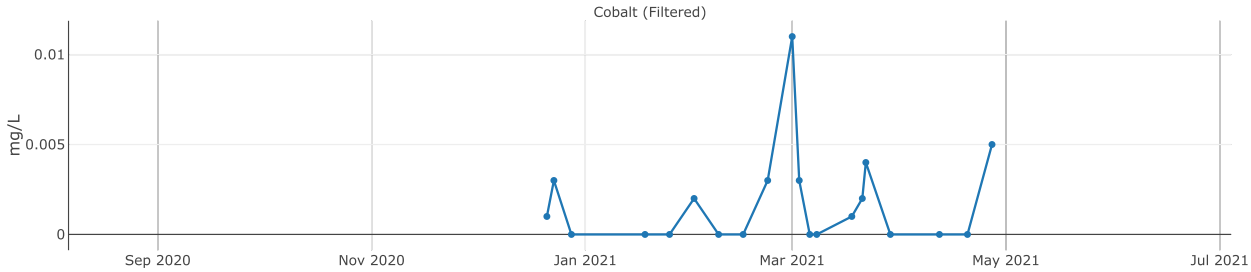
Cobalt (Filtered)
mg/L
0.01
0.005
0
Sep 2020
Nov 2020
Jan 2021
Mar 2021
May 2021
Jul 2021

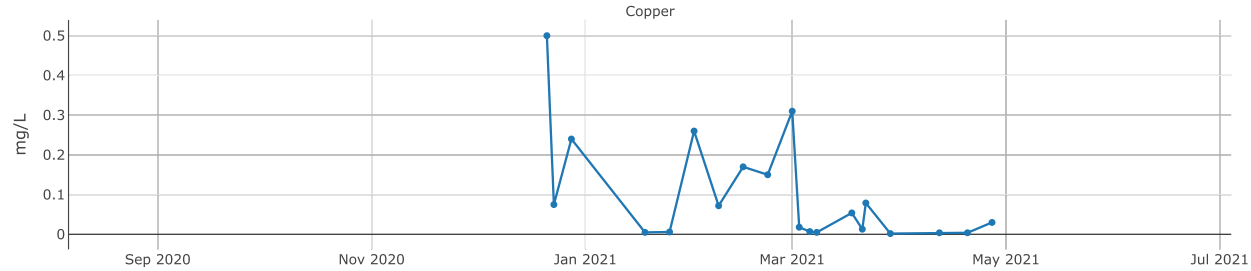
Copper
mg/L
0.5
0.4
0.3
0.2
0.1
0
Sep 2020
Nov 2020
Jan 2021
Mar 2021
May 2021
Jul 2021

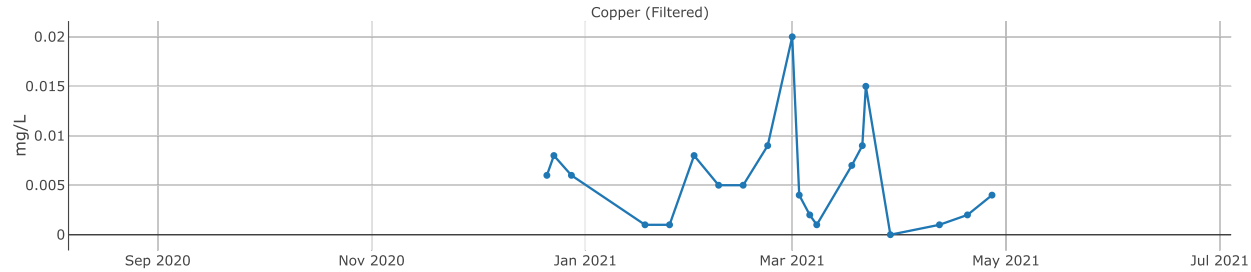
Copper (Filtered)
mg/L
0.02
0.015
0.01
0.005
0
Sep 2020
Nov 2020
Jan 2021
Mar 2021
May 2021
Jul 2021

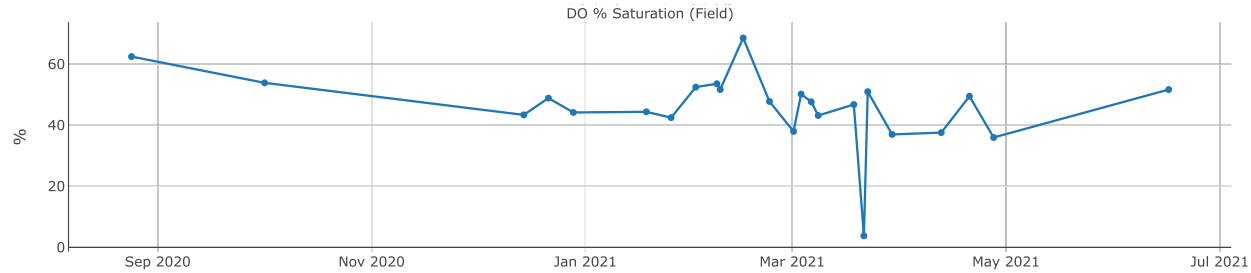
DO % Saturation (Field)
%
60
40
20
0
Sep 2020
Nov 2020
Jan 2021
Mar 2021
May 2021
Jul 2021

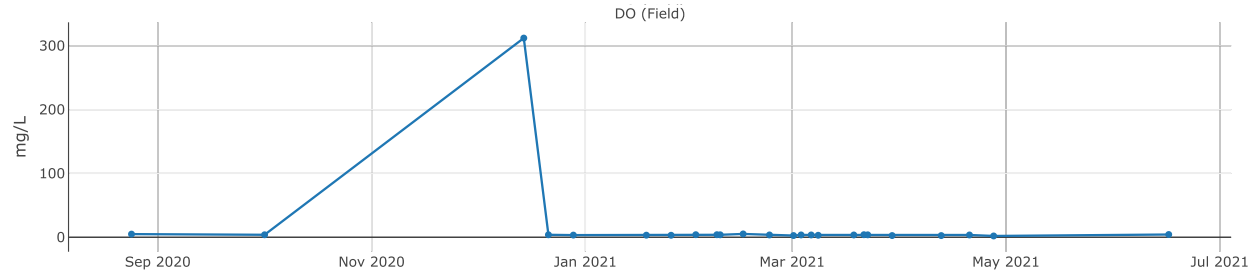
DO (Field)
mg/L
300
200
100
0
Sep 2020
Nov 2020
Jan 2021
Mar 2021
May 2021
Jul 2021

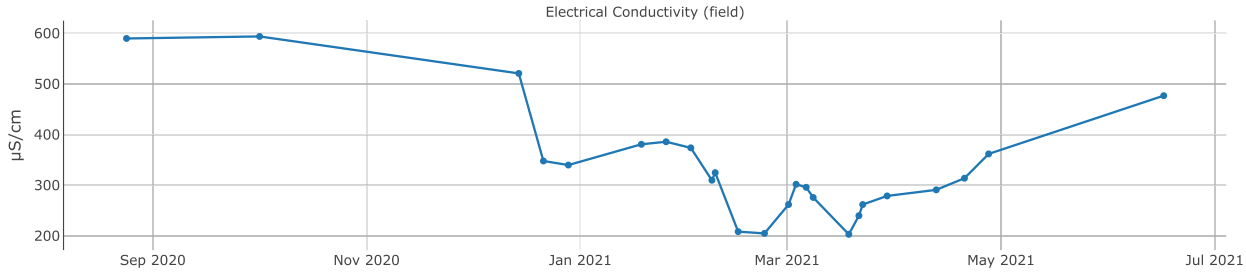
Electrical Conductivity (field)
µS/cm
600
500
400
300
200
Sep 2020
Nov 2020
Jan 2021
Mar 2021
May 2021
Jul 2021

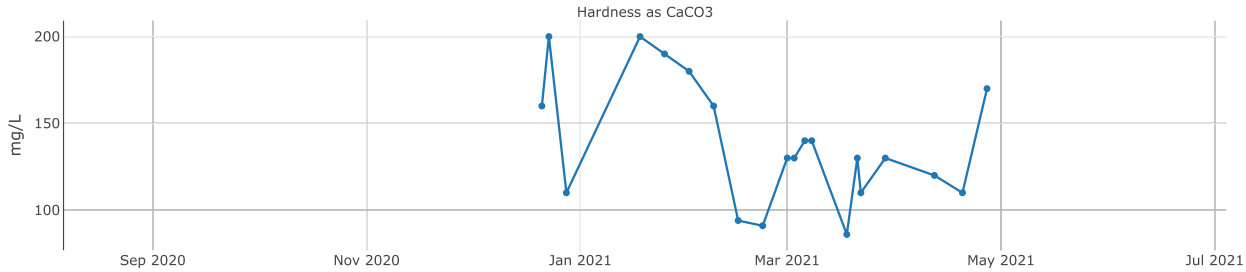
Hardness as CaCO3
mg/L
200
150
100
Sep 2020
Nov 2020
Jan 2021
Mar 2021
May 2021
Jul 2021

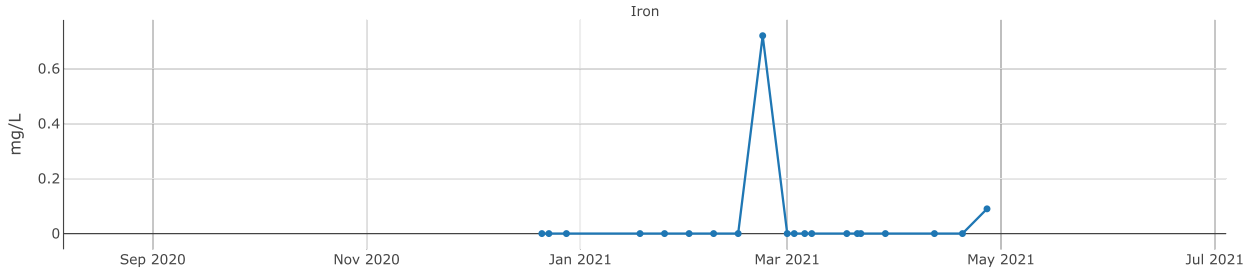
Iron
mg/L
0.6
0.4
0.2
0
Sep 2020
Nov 2020
Jan 2021
Mar 2021
May 2021
Jul 2021

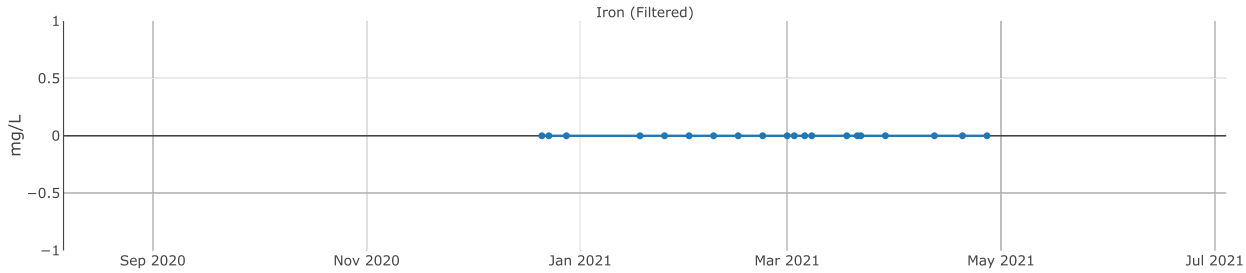
Iron (Filtered)
mg/L
1
0.5
0
−0.5
−1
Sep 2020
Nov 2020
Jan 2021
Mar 2021
May 2021
Jul 2021

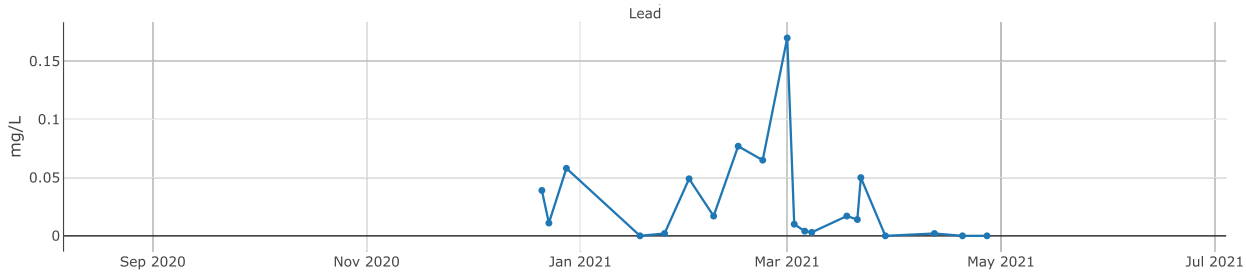
Lead
mg/L
0.15
0.1
0.05
0
Sep 2020
Nov 2020
Jan 2021
Mar 2021
May 2021
Jul 2021

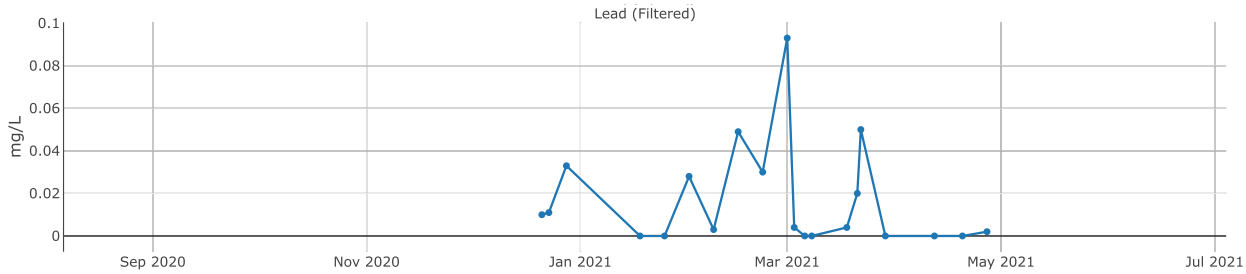
Lead (Filtered)
mg/L
0.1
0.08
0.06
0.04
0.02
0
Sep 2020
Nov 2020
Jan 2021
Mar 2021
May 2021
Jul 2021

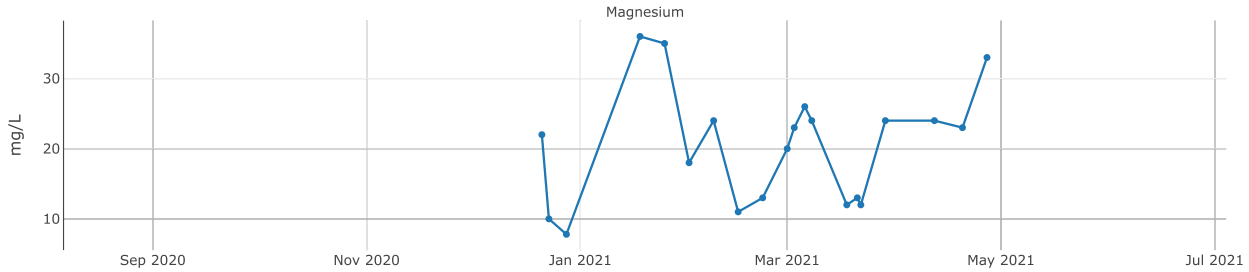
Magnesium
mg/L
30
20
10
Sep 2020
Nov 2020
Jan 2021
Mar 2021
May 2021
Jul 2021

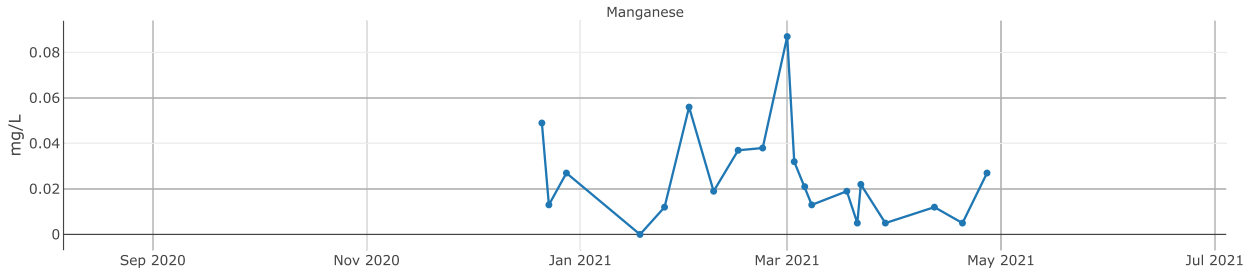
Manganese
mg/L
0.08
0.06
0.04
0.02
0
Sep 2020
Nov 2020
Jan 2021
Mar 2021
May 2021
Jul 2021

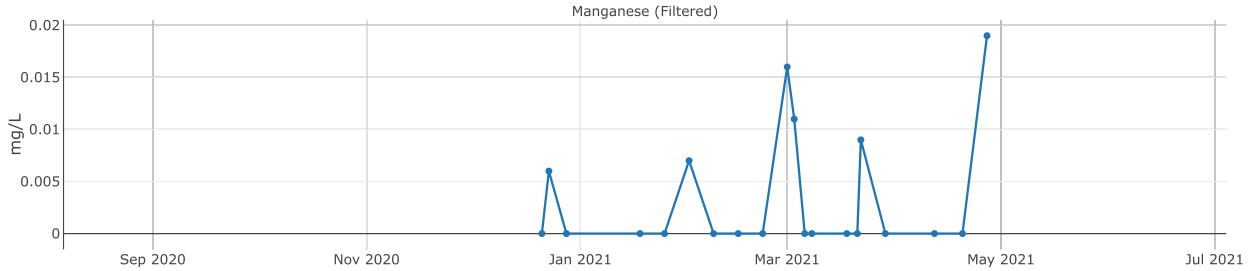
Manganese (Filtered)
mg/L
0.02
0.015
0.01
0.005
0
Sep 2020
Nov 2020
Jan 2021
Mar 2021
May 2021
Jul 2021

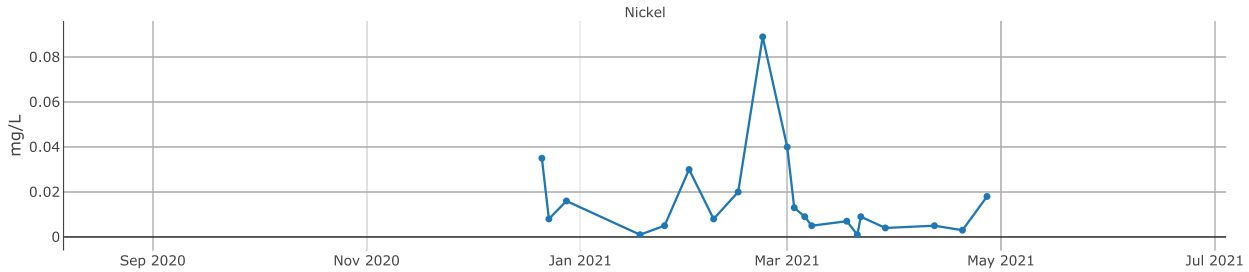
Nickel
mg/L
0.08
0.06
0.04
0.02
0
Sep 2020
Nov 2020
Jan 2021
Mar 2021
May 2021
Jul 2021

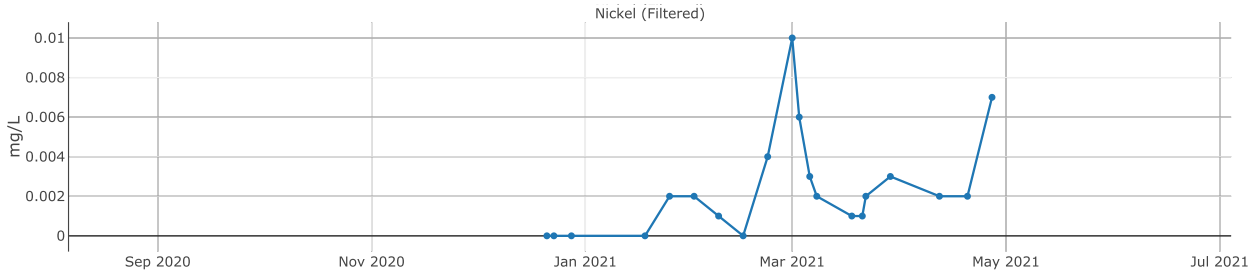
Nickel (Filtered)
mg/L
0.01
0.008
0.006
0.004
0.002
0
Sep 2020
Nov 2020
Jan 2021
Mar 2021
May 2021
Jul 2021

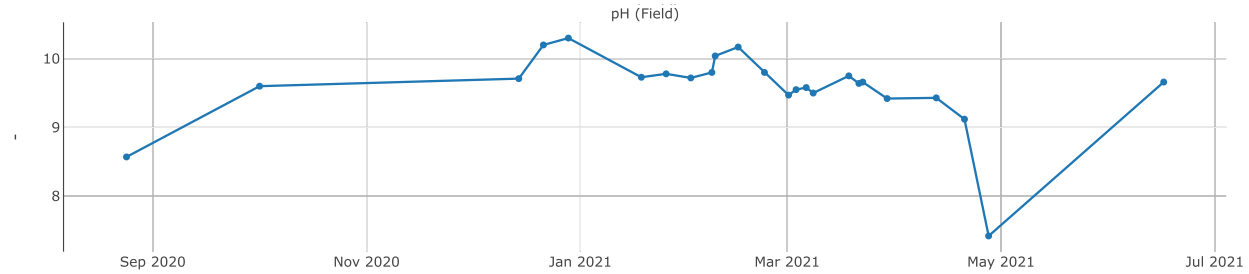
pH (Field)
10
9
8
Sep 2020
Nov 2020
Jan 2021
Mar 2021
May 2021
Jul 2021

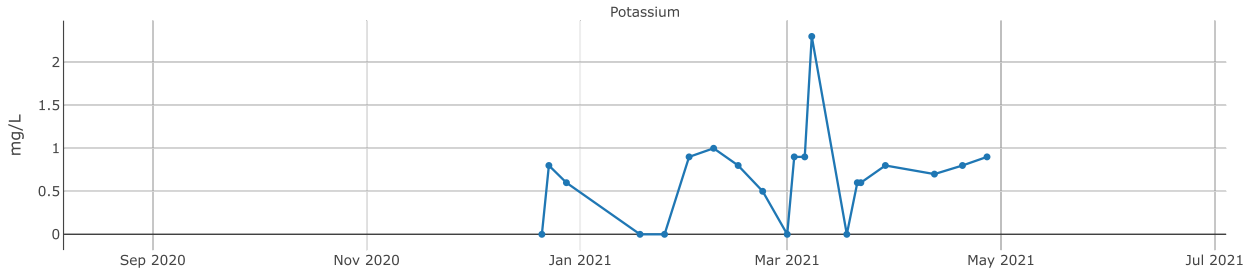
Potassium
mg/L
2
1.5
1
0.5
0
Sep 2020
Nov 2020
Jan 2021
Mar 2021
May 2021
Jul 2021

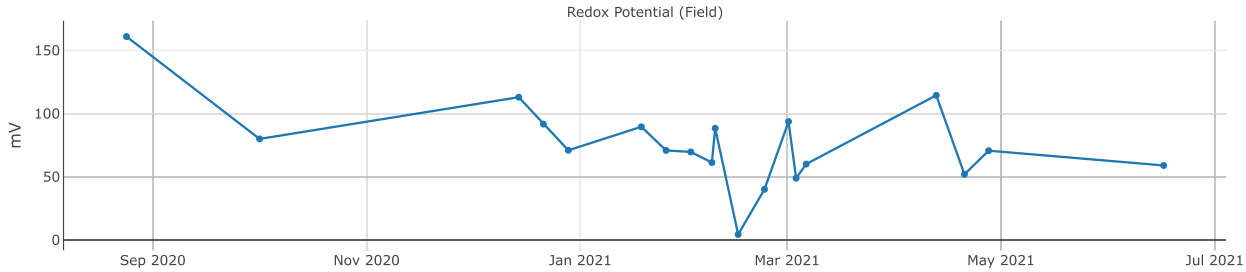
Redox Potential (Field)
mV
150
100
50
0
Sep 2020
Nov 2020
Jan 2021
Mar 2021
May 2021
Jul 2021

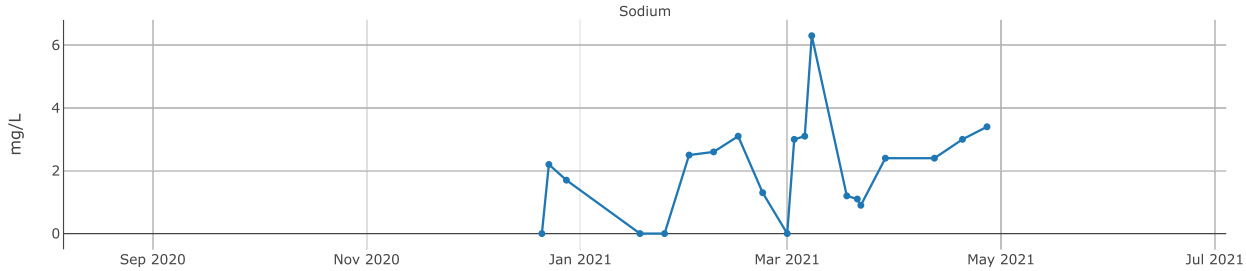
Sodium
mg/L
6
4
2
0
Sep 2020
Nov 2020
Jan 2021
Mar 2021
May 2021
Jul 2021

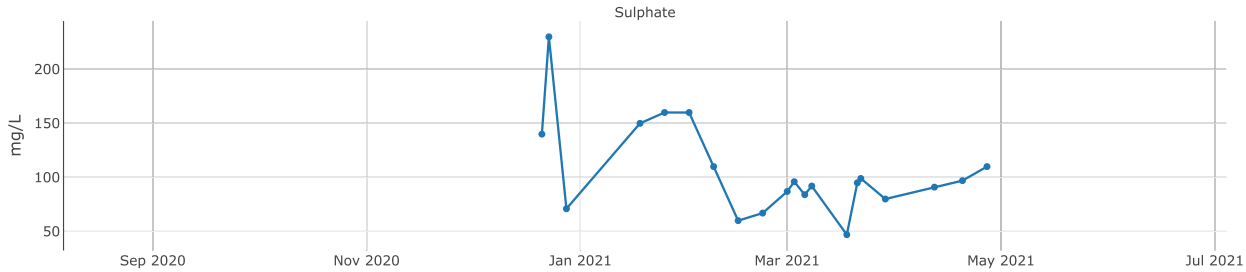
Sulphate
mg/L
200
150
100
50
Sep 2020
Nov 2020
Jan 2021
Mar 2021
May 2021
Jul 2021

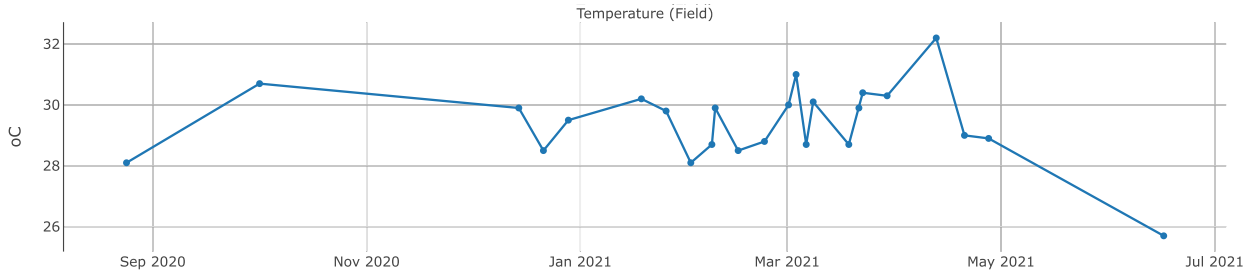
Temperature (Field)
oC
32
30
28
26
Sep 2020
Nov 2020
Jan 2021
Mar 2021
May 2021
Jul 2021

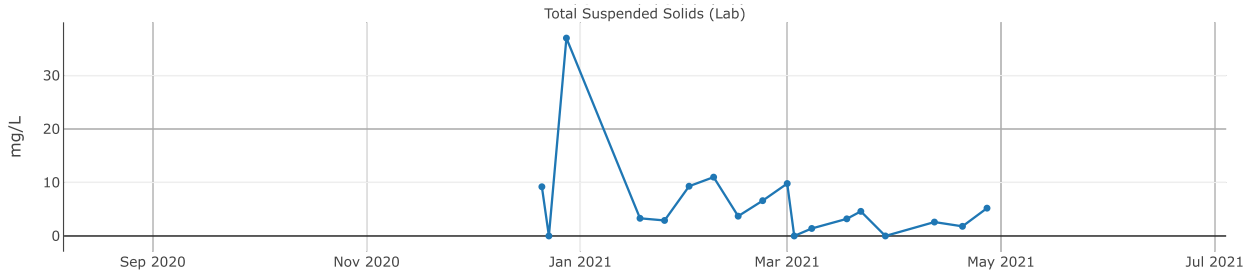
Total Suspended Solids (Lab)
mg/L
30
20
10
0
Sep 2020
Nov 2020
Jan 2021
Mar 2021
May 2021
Jul 2021

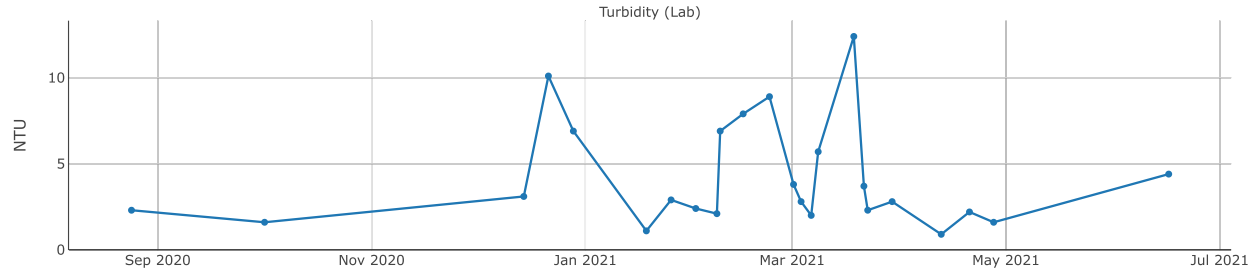

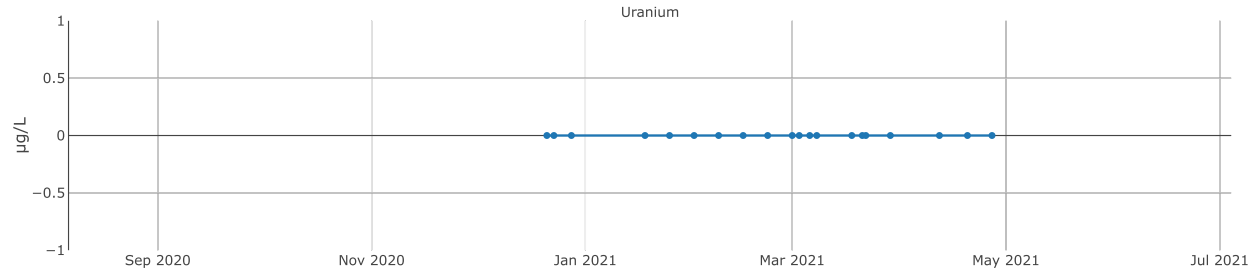

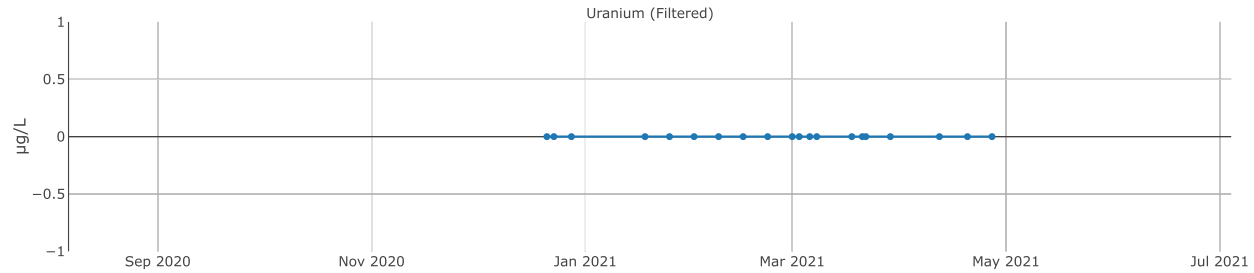

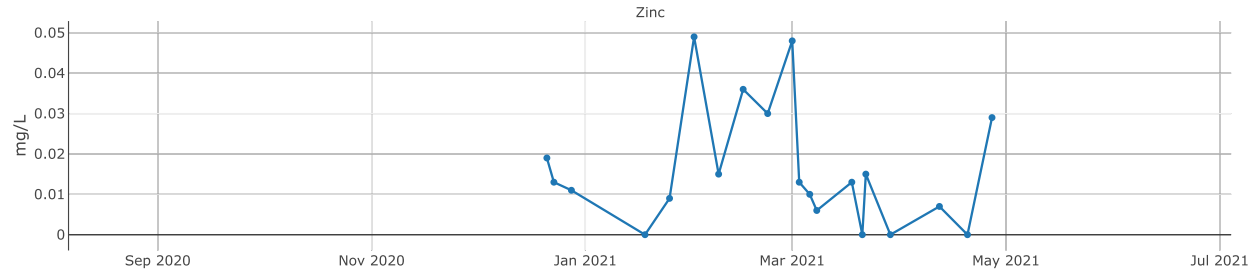

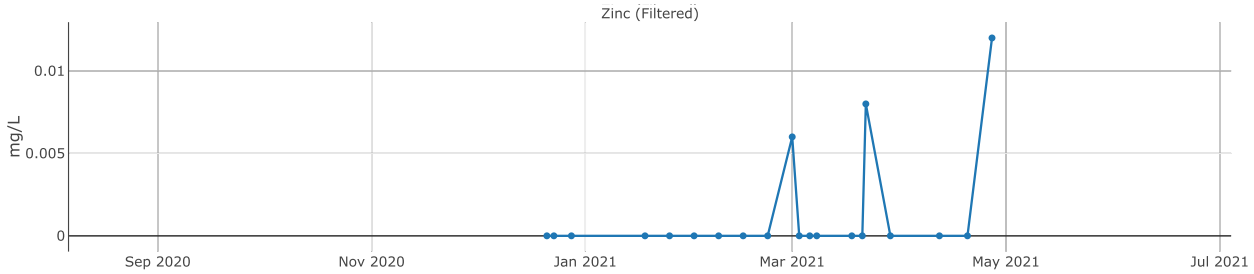

The report was generated based on the following filter:
Sampled Date between "01 Jul 2020" and "30 Jun 2021",
Locations In "TREAT01"

Publication Date: 01 Jul 2021

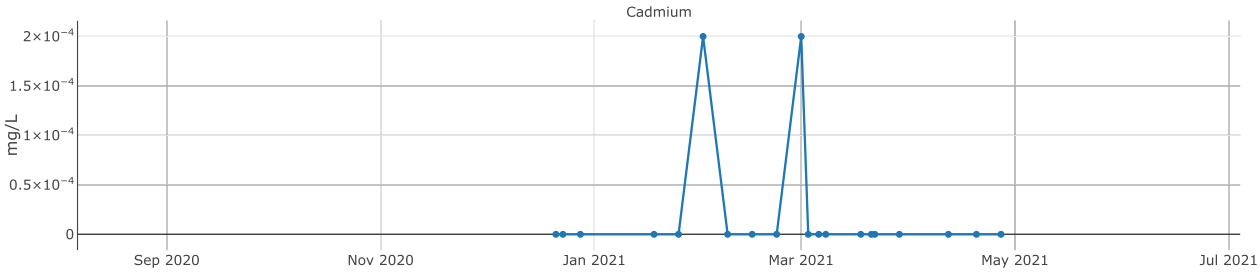
Cadmium
mg/L
2×10⁻⁴
1.5×10⁻⁴
1×10⁻⁴
0.5×10⁻⁴
0
Sep 2020
Nov 2020
Jan 2021
Mar 2021
May 2021
Jul 2021

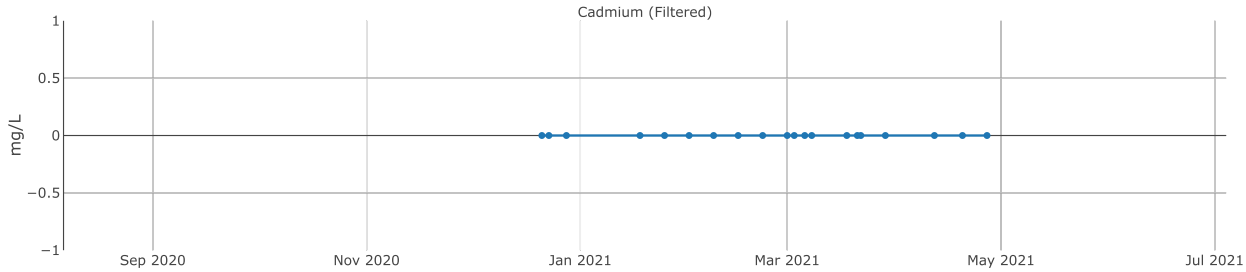
Cadmium (Filtered)
mg/L
1
0.5
0
−0.5
−1
Sep 2020
Nov 2020
Jan 2021
Mar 2021
May 2021
Jul 2021

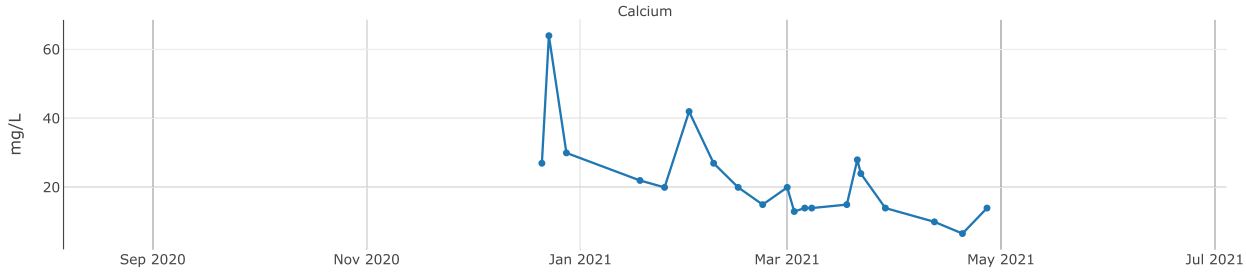
Calcium
mg/L
60
40
20
Sep 2020
Nov 2020
Jan 2021
Mar 2021
May 2021
Jul 2021

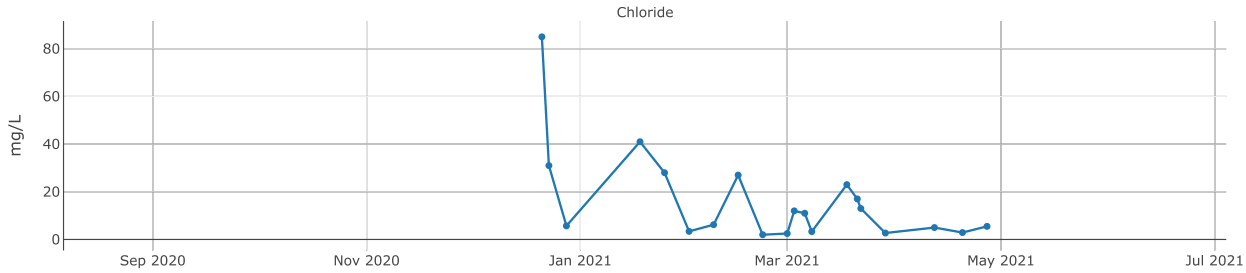
Chloride
mg/L
80
60
40
20
0
Sep 2020
Nov 2020
Jan 2021
Mar 2021
May 2021
Jul 2021

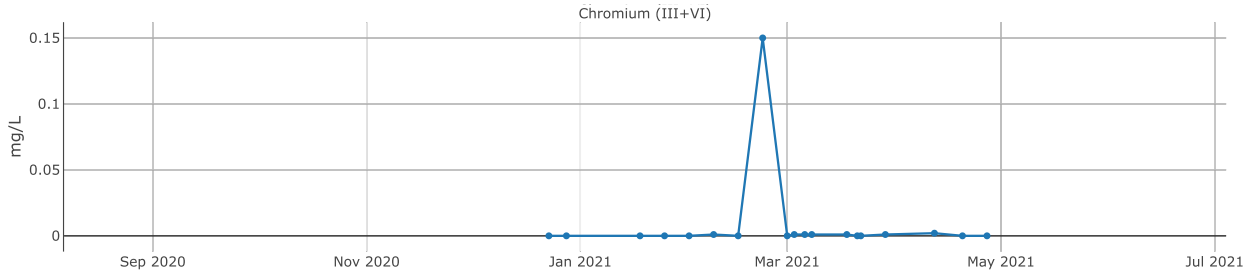
Chromium (III+VI)
mg/L
0.15
0.1
0.05
0
Sep 2020
Nov 2020
Jan 2021
Mar 2021
May 2021
Jul 2021

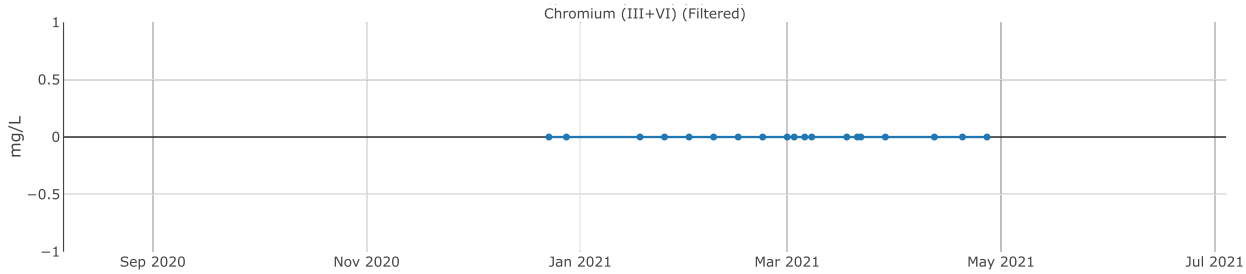
Chromium (III+VI) (Filtered)
mg/L
1
0.5
0
−0.5
−1
Sep 2020
Nov 2020
Jan 2021
Mar 2021
May 2021
Jul 2021

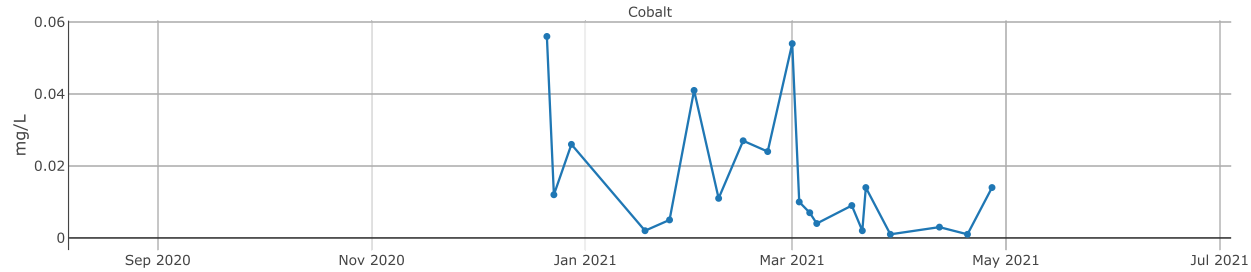
Cobalt
mg/L
0.06
0.04
0.02
0
Sep 2020
Nov 2020
Jan 2021
Mar 2021
May 2021
Jul 2021

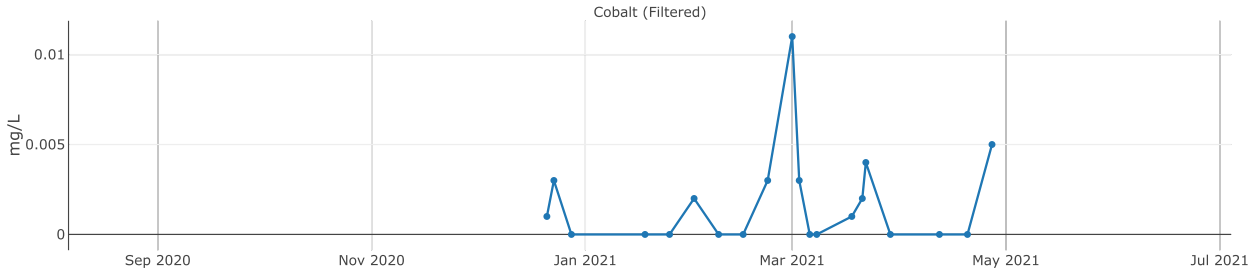
Cobalt (Filtered)
mg/L
0.01
0.005
0
Sep 2020
Nov 2020
Jan 2021
Mar 2021
May 2021
Jul 2021

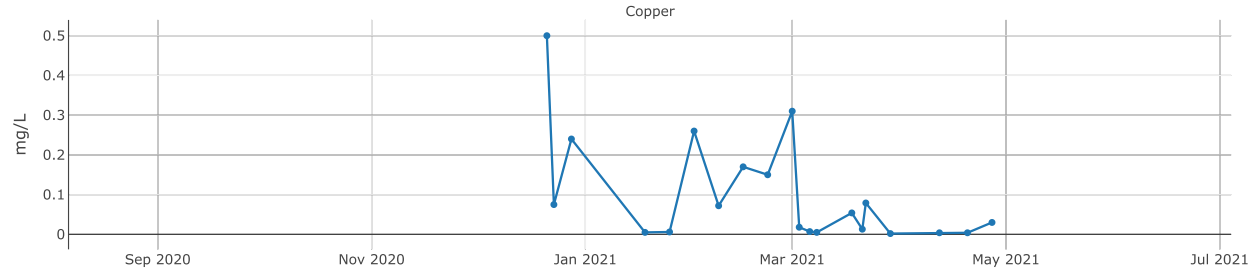
Copper
mg/L
0.5
0.4
0.3
0.2
0.1
0
Sep 2020
Nov 2020
Jan 2021
Mar 2021
May 2021
Jul 2021

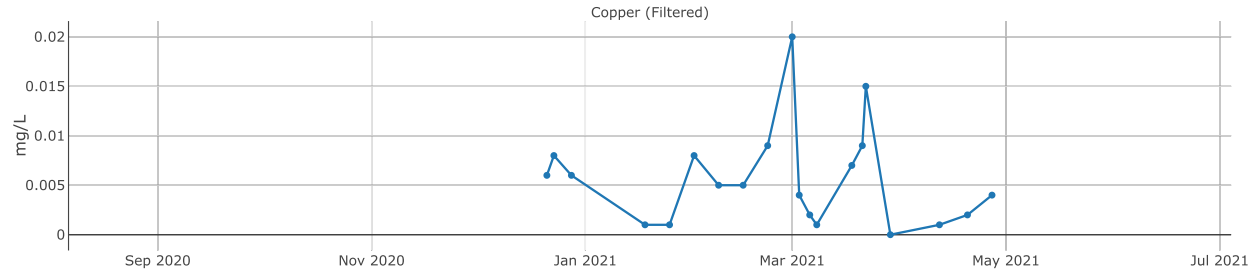
Copper (Filtered)
mg/L
0.02
0.015
0.01
0.005
0
Sep 2020
Nov 2020
Jan 2021
Mar 2021
May 2021
Jul 2021

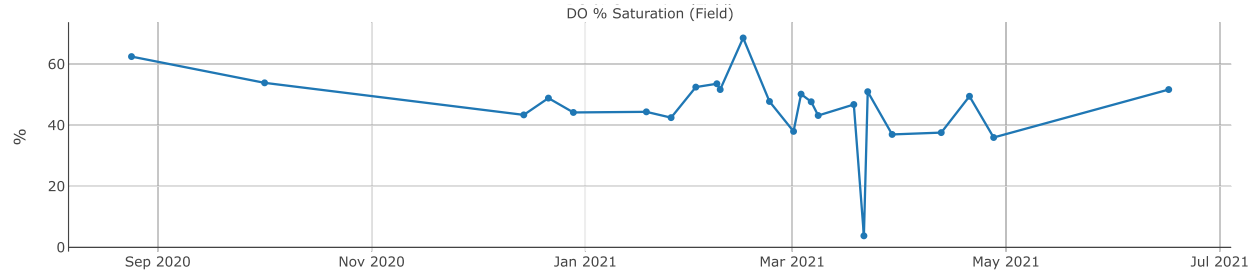
DO % Saturation (Field)
%
60
40
20
0
Sep 2020
Nov 2020
Jan 2021
Mar 2021
May 2021
Jul 2021

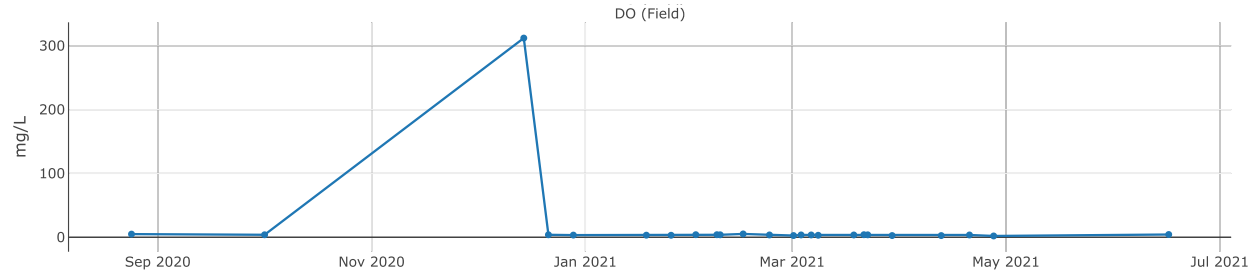
DO (Field)
mg/L
300
200
100
0
Sep 2020
Nov 2020
Jan 2021
Mar 2021
May 2021
Jul 2021

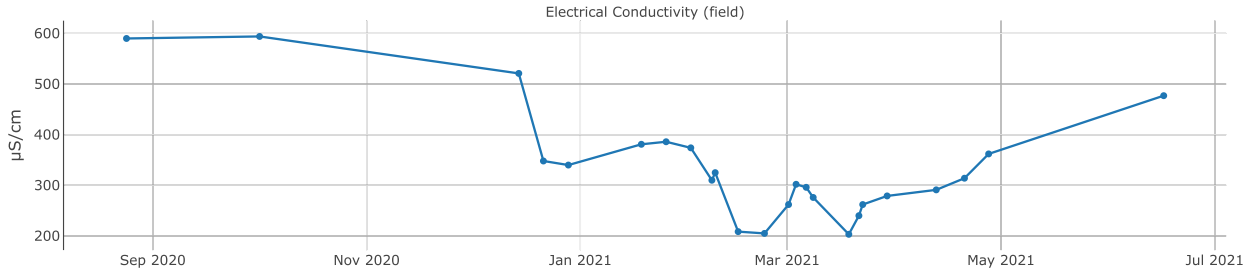
Electrical Conductivity (field)
µS/cm
600
500
400
300
200
Sep 2020
Nov 2020
Jan 2021
Mar 2021
May 2021
Jul 2021

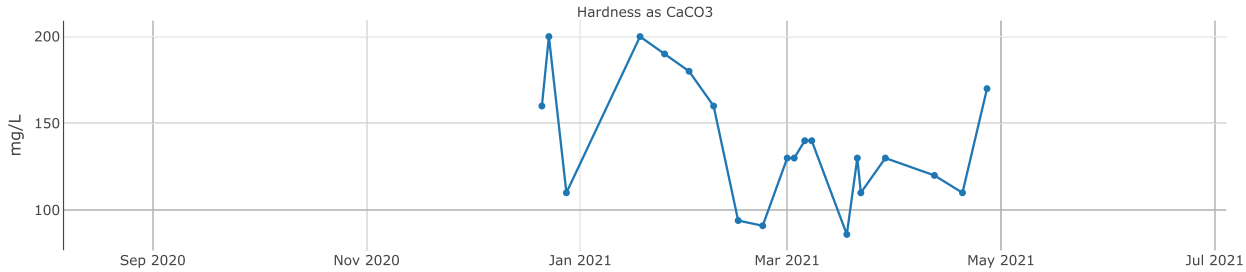
Hardness as CaCO3
mg/L
200
150
100
Sep 2020
Nov 2020
Jan 2021
Mar 2021
May 2021
Jul 2021

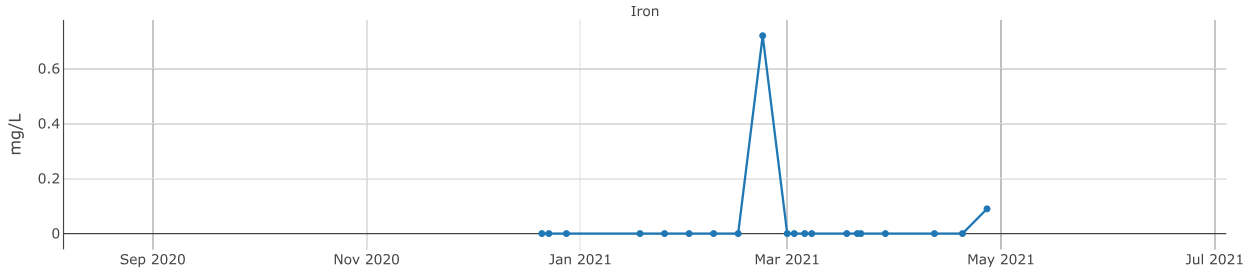
Iron
mg/L
0.6
0.4
0.2
0
Sep 2020
Nov 2020
Jan 2021
Mar 2021
May 2021
Jul 2021

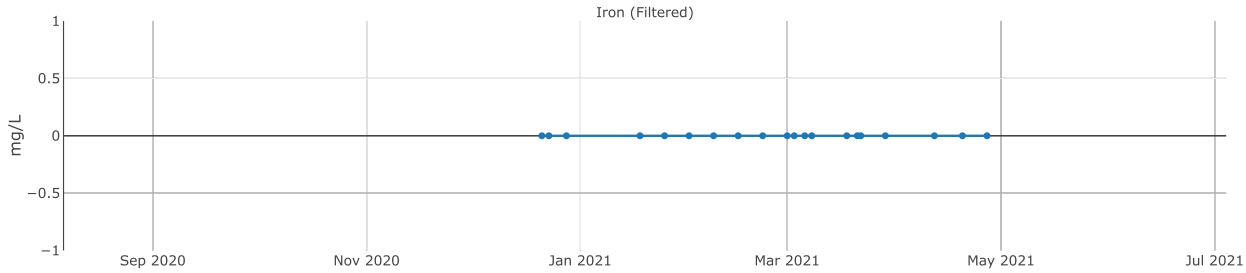
Iron (Filtered)
mg/L
1
0.5
0
−0.5
−1
Sep 2020
Nov 2020
Jan 2021
Mar 2021
May 2021
Jul 2021

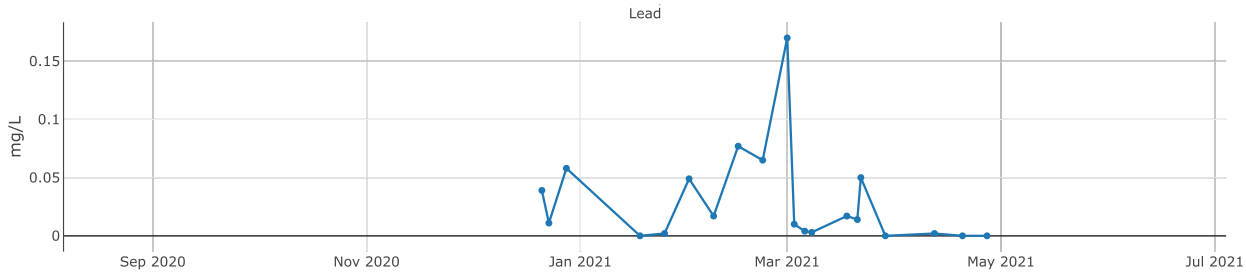
Lead
mg/L
0.15
0.1
0.05
0
Sep 2020
Nov 2020
Jan 2021
Mar 2021
May 2021
Jul 2021

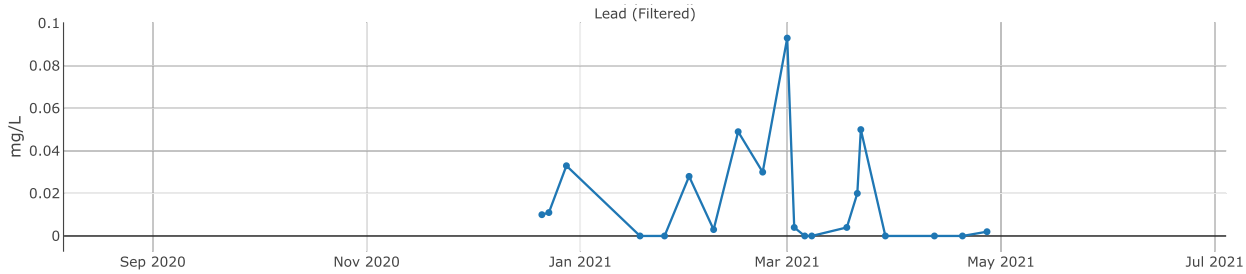
Lead (Filtered)
mg/L
0.1
0.08
0.06
0.04
0.02
0
Sep 2020
Nov 2020
Jan 2021
Mar 2021
May 2021
Jul 2021

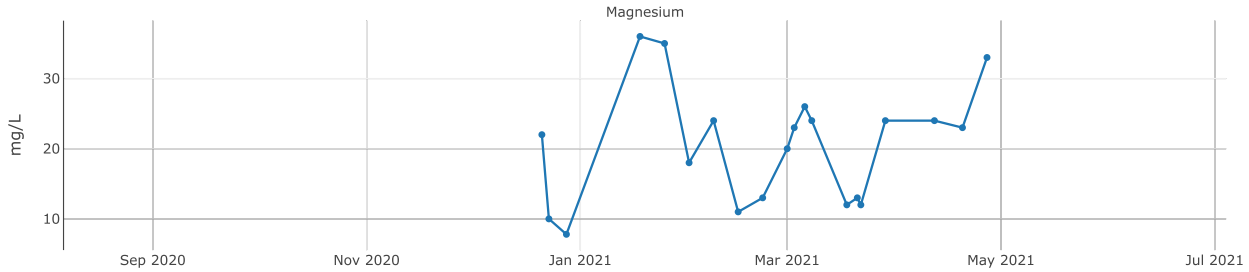
Magnesium
mg/L
30
20
10
Sep 2020
Nov 2020
Jan 2021
Mar 2021
May 2021
Jul 2021

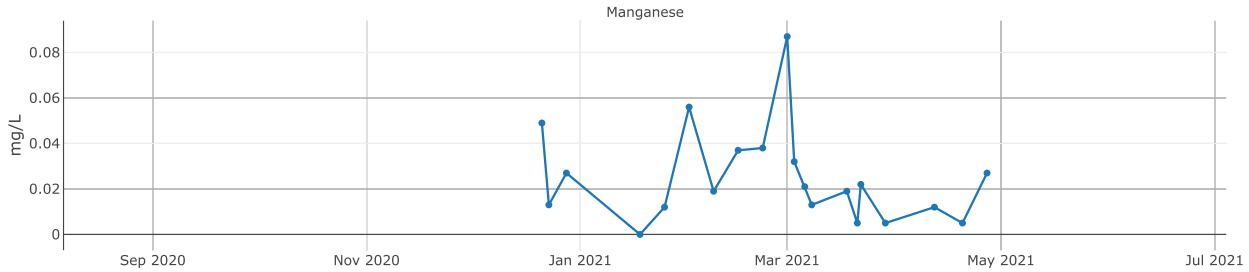
Manganese
mg/L
0.08
0.06
0.04
0.02
0
Sep 2020
Nov 2020
Jan 2021
Mar 2021
May 2021
Jul 2021

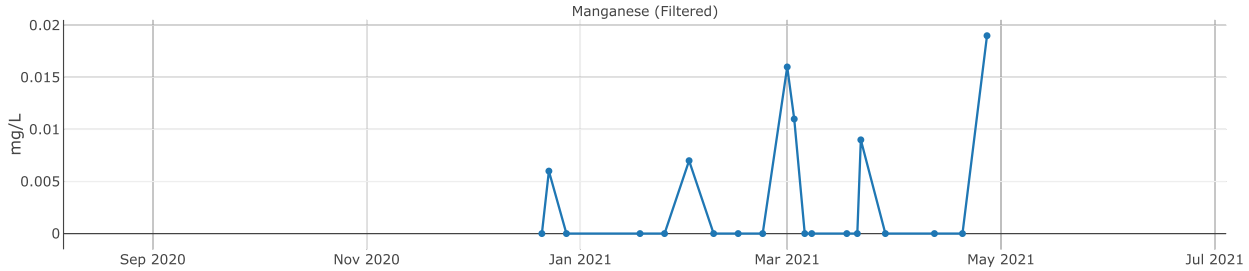
Manganese (Filtered)
mg/L
0.02
0.015
0.01
0.005
0
Sep 2020
Nov 2020
Jan 2021
Mar 2021
May 2021
Jul 2021

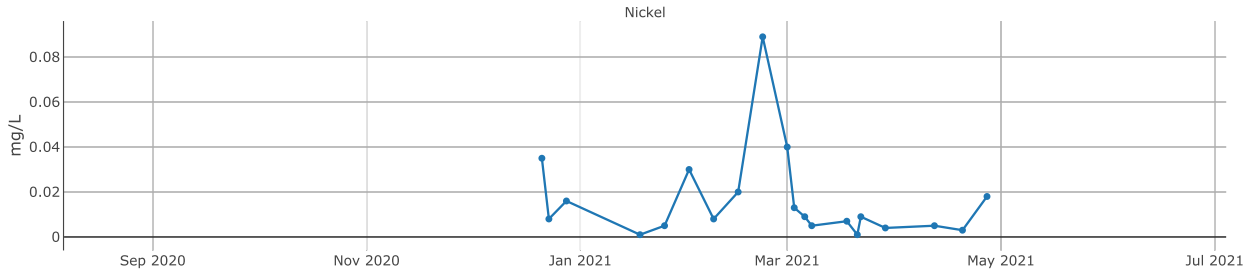
Nickel
mg/L
0.08
0.06
0.04
0.02
0
Sep 2020
Nov 2020
Jan 2021
Mar 2021
May 2021
Jul 2021

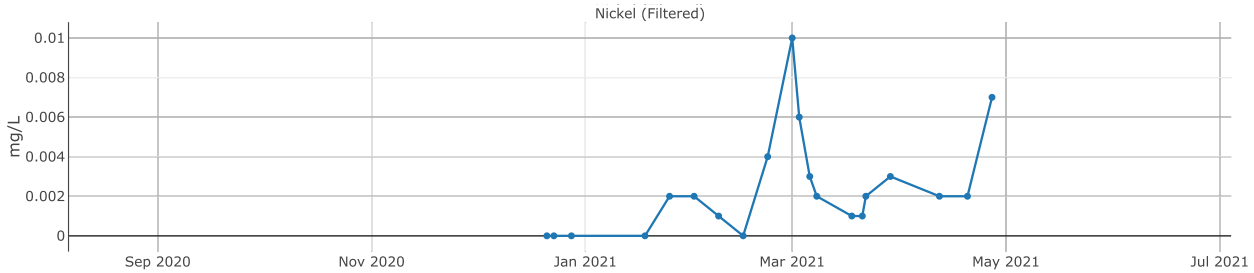
Nickel (Filtered)
mg/L
0.01
0.008
0.006
0.004
0.002
0
Sep 2020
Nov 2020
Jan 2021
Mar 2021
May 2021
Jul 2021

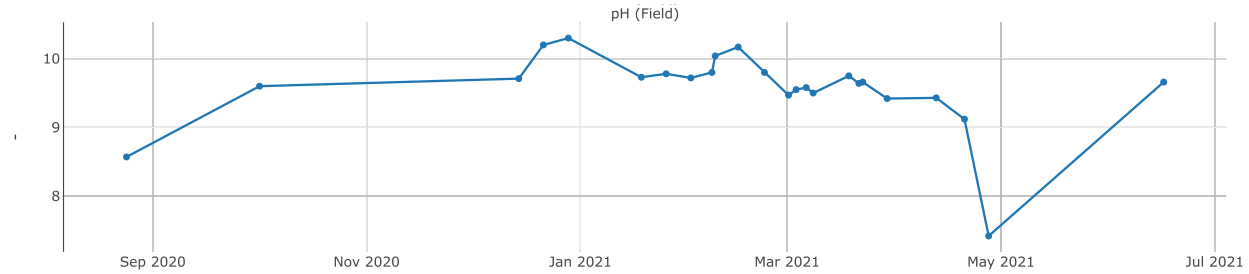
pH (Field)
10
9
8
Sep 2020
Nov 2020
Jan 2021
Mar 2021
May 2021
Jul 2021

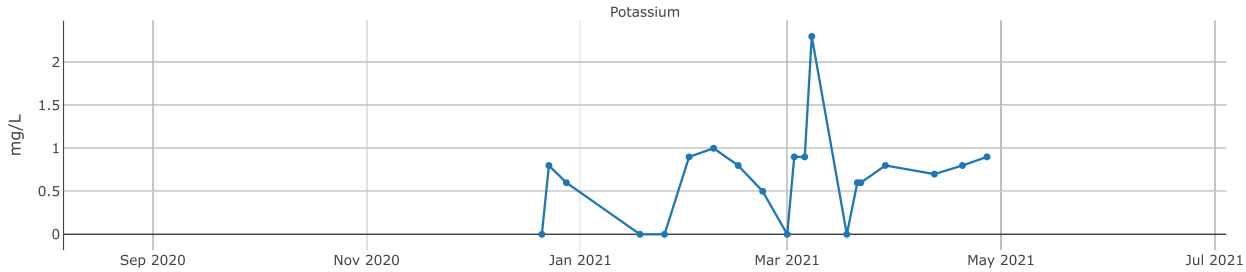
Potassium
mg/L
2
1.5
1
0.5
0
Sep 2020
Nov 2020
Jan 2021
Mar 2021
May 2021
Jul 2021

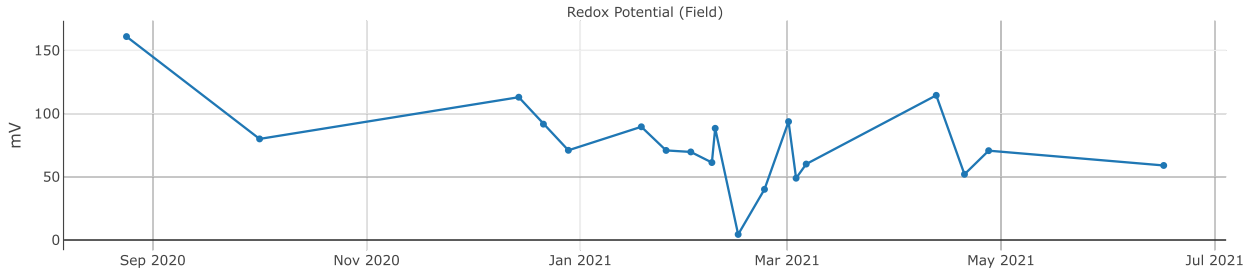
Redox Potential (Field)
mV
150
100
50
0
Sep 2020
Nov 2020
Jan 2021
Mar 2021
May 2021
Jul 2021

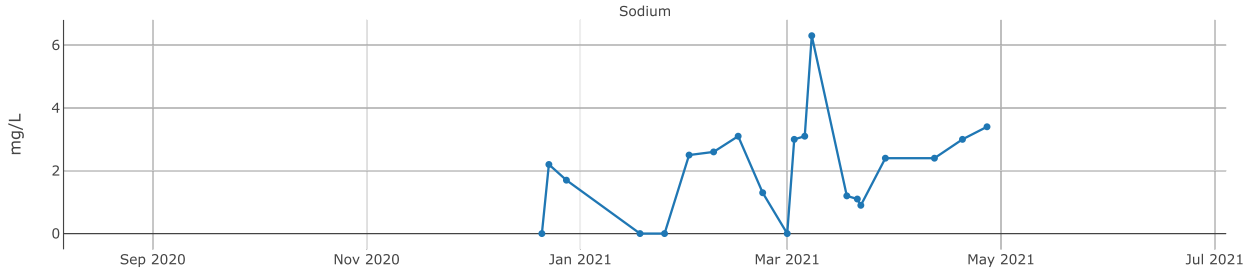
Sodium
mg/L
6
4
2
0
Sep 2020
Nov 2020
Jan 2021
Mar 2021
May 2021
Jul 2021

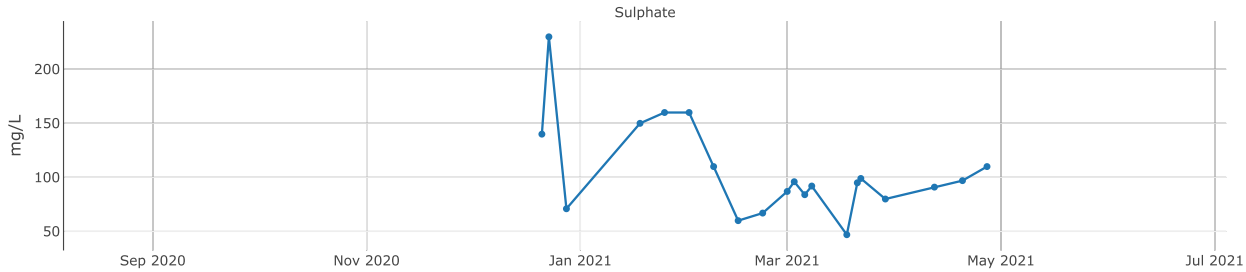
Sulphate
mg/L
200
150
100
50
Sep 2020
Nov 2020
Jan 2021
Mar 2021
May 2021
Jul 2021

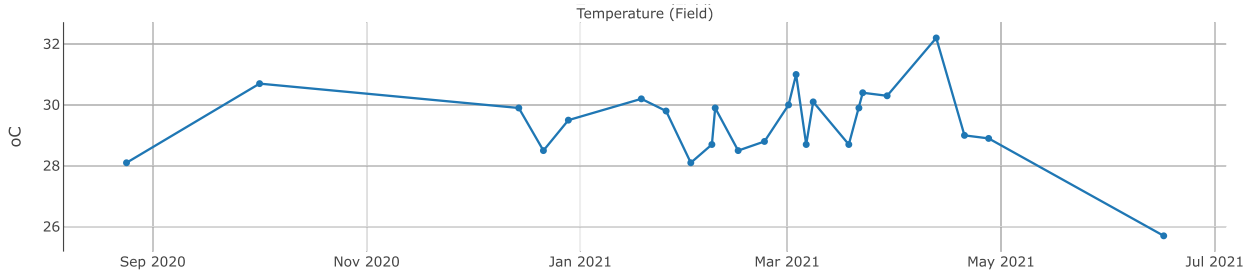
Temperature (Field)
oC
32
30
28
26
Sep 2020
Nov 2020
Jan 2021
Mar 2021
May 2021
Jul 2021

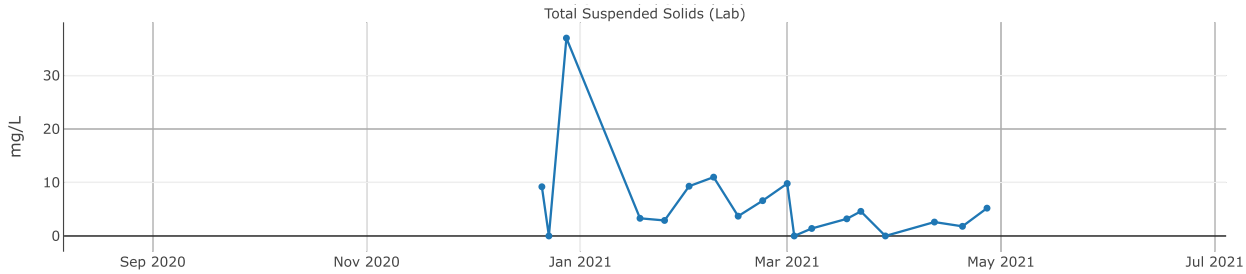
Total Suspended Solids (Lab)
mg/L
30
20
10
0
Sep 2020
Nov 2020
Jan 2021
Mar 2021
May 2021
Jul 2021

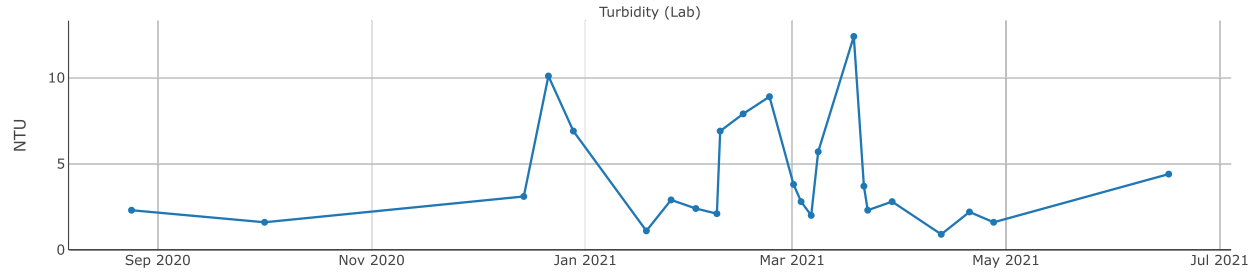

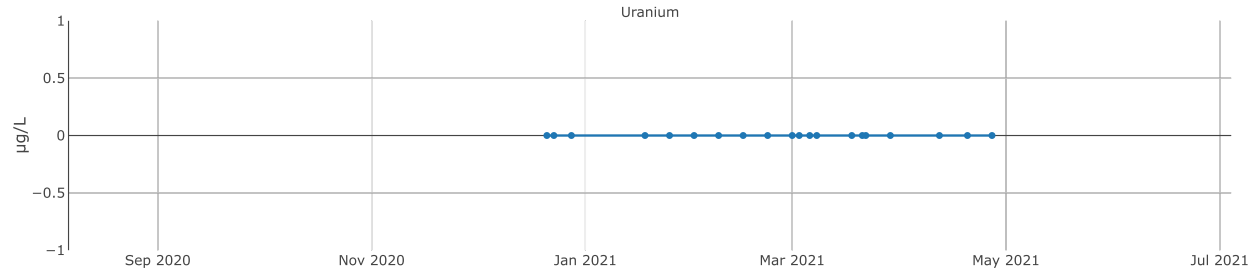

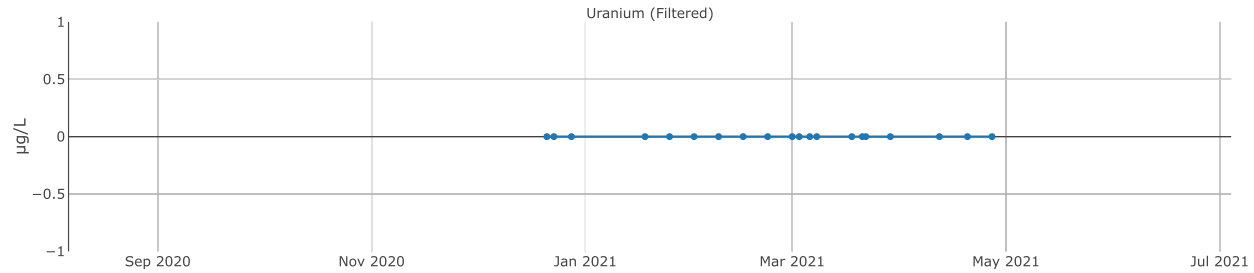

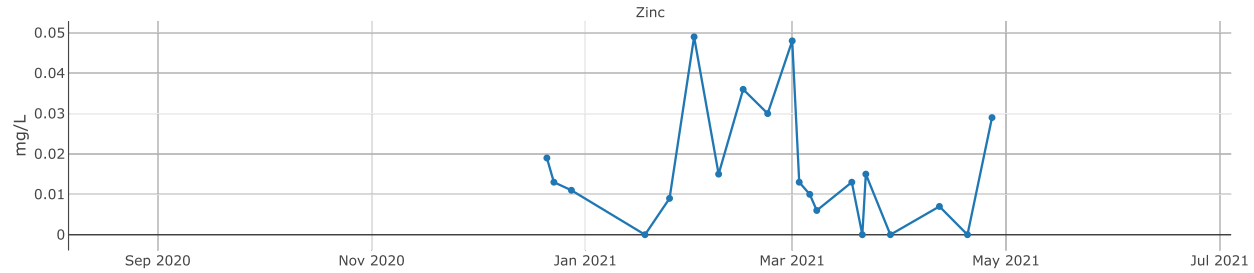

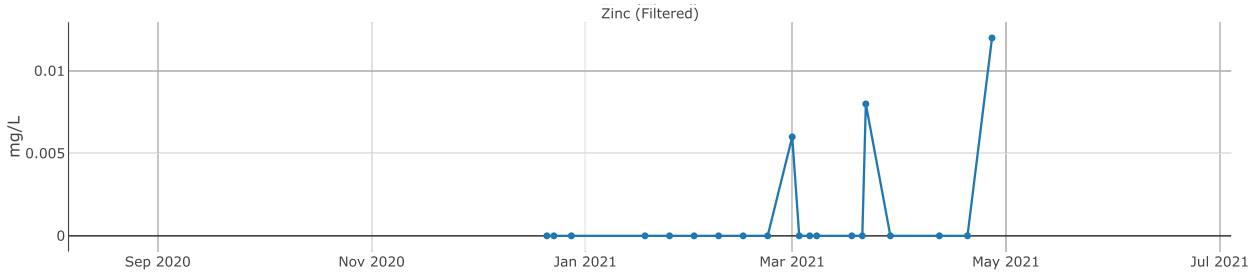

The report was generated based on the following filter:
Sampled Date between "01 Jul 2020" and "30 Jun 2021",
Locations In "TREAT01"

Publication Date: 01 Jul 2021

APPENDIX D – GRAPHS OF TREND DATA FOR 1 JULY 2018 TO 30 JUNE 2021

Chemistry Graph

SITE1

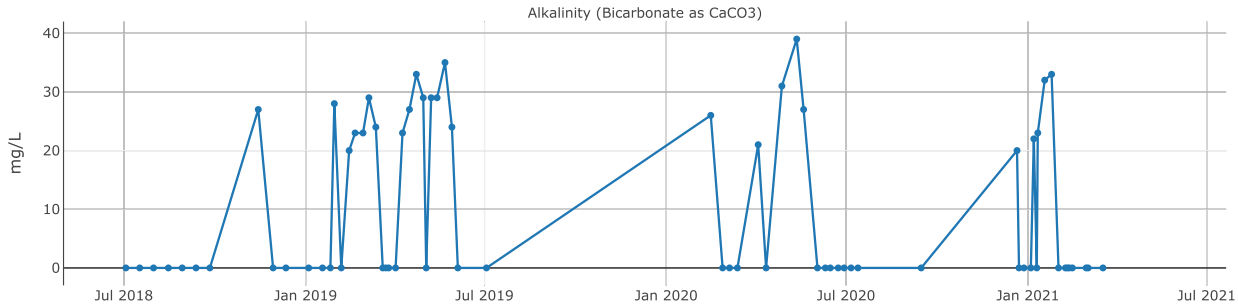

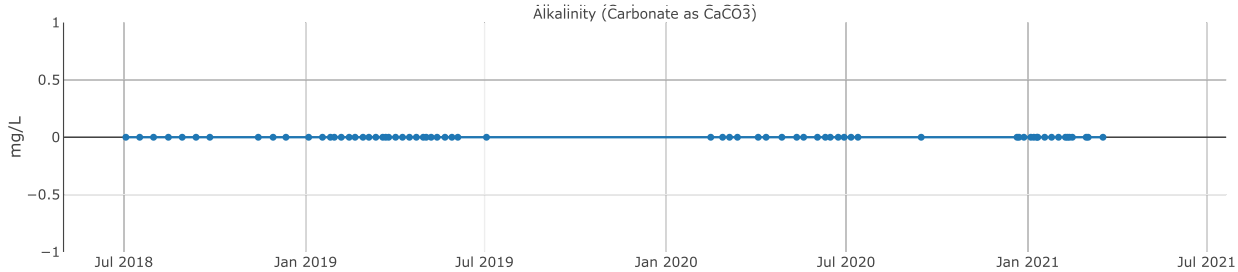

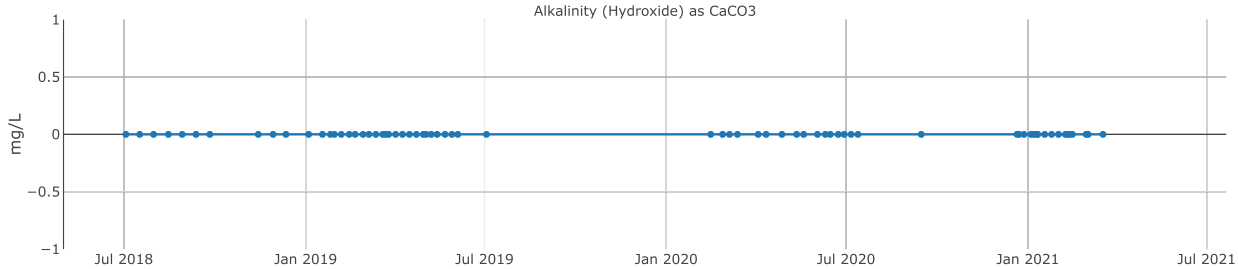

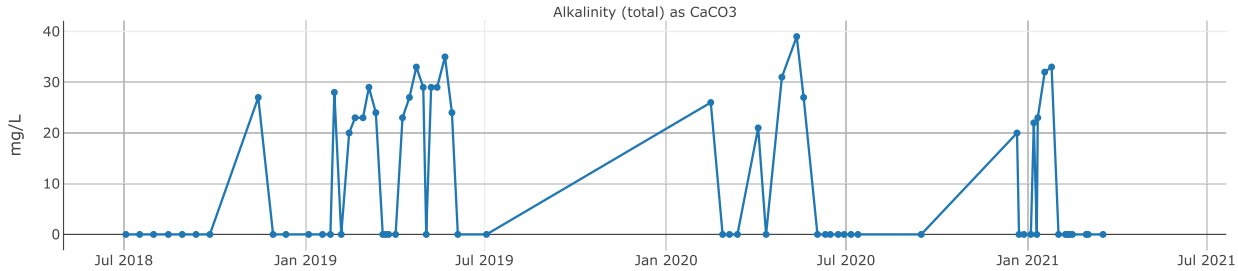

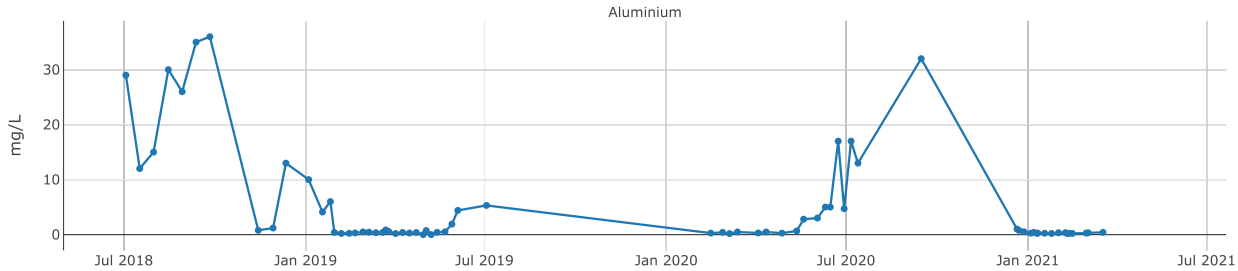

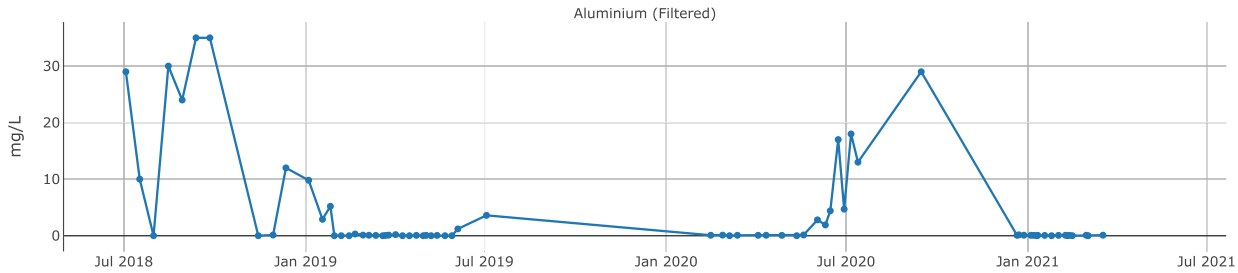

Chemistry Graph

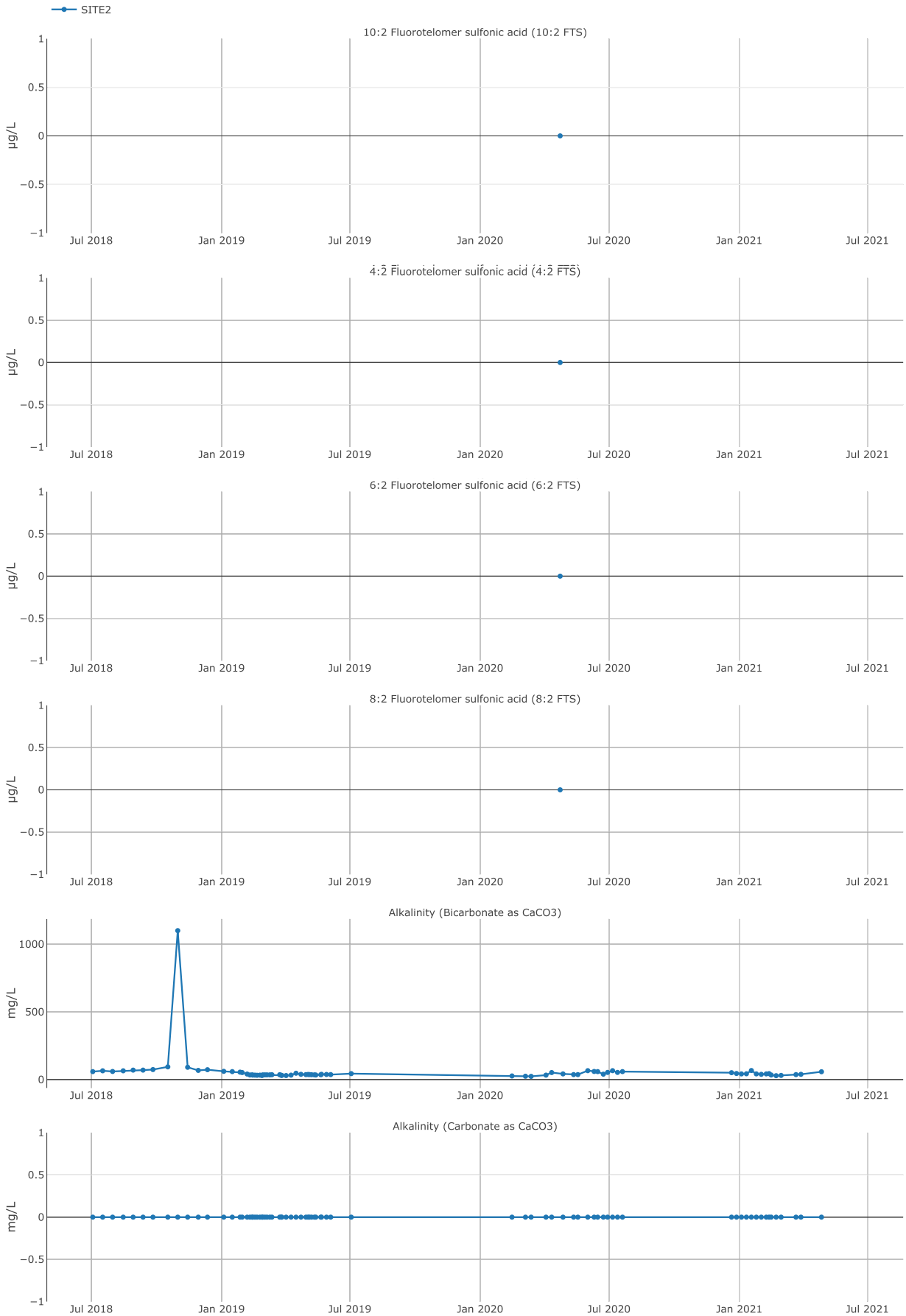

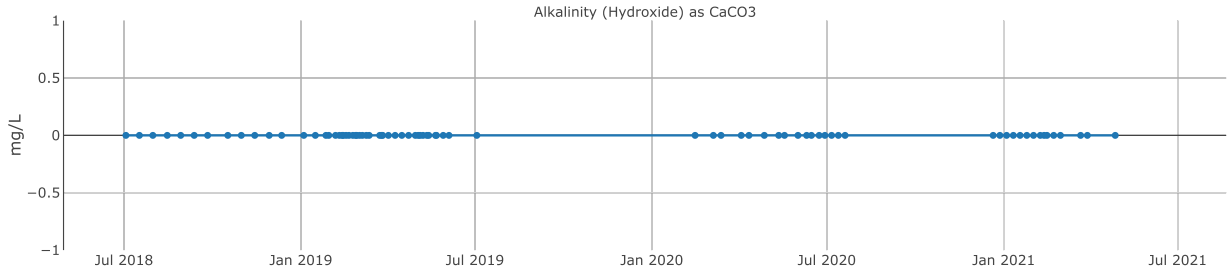
Alkalinity (Hydroxide) as CaCO3
mg/L
1
0.5
0
−0.5
−1
Jul 2018
Jan 2019
Jul 2019
Jan 2020
Jul 2020
Jan 2021
Jul 2021

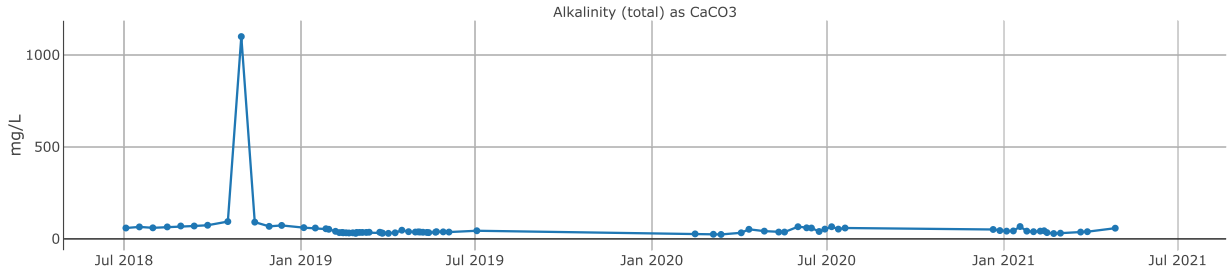
Alkalinity (total) as CaCO3
mg/L
1000
500
0
Jul 2018
Jan 2019
Jul 2019
Jan 2020
Jul 2020
Jan 2021
Jul 2021

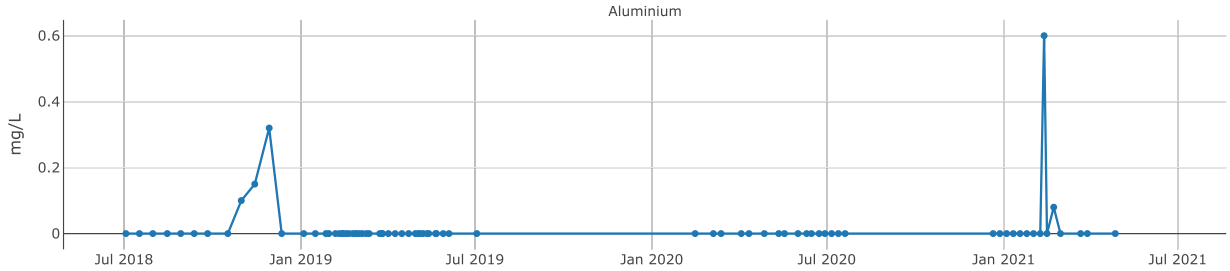
Aluminium
mg/L
0.6
0.4
0.2
0
Jul 2018
Jan 2019
Jul 2019
Jan 2020
Jul 2020
Jan 2021
Jul 2021

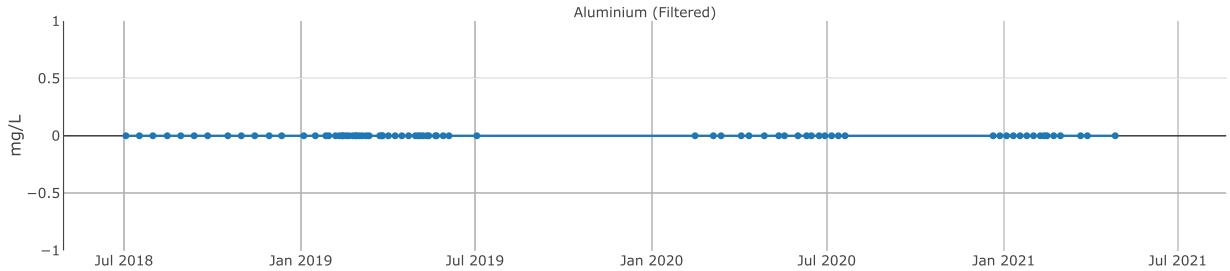
Aluminium (Filtered)
mg/L
1
0.5
0
−0.5
−1
Jul 2018
Jan 2019
Jul 2019
Jan 2020
Jul 2020
Jan 2021
Jul 2021

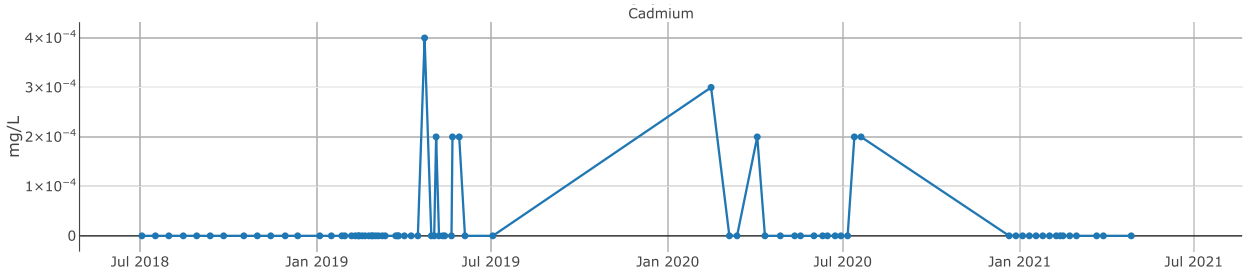
Cadmium
mg/L
4×10⁻⁴
3×10⁻⁴
2×10⁻⁴
1×10⁻⁴
0
Jul 2018
Jan 2019
Jul 2019
Jan 2020
Jul 2020
Jan 2021
Jul 2021

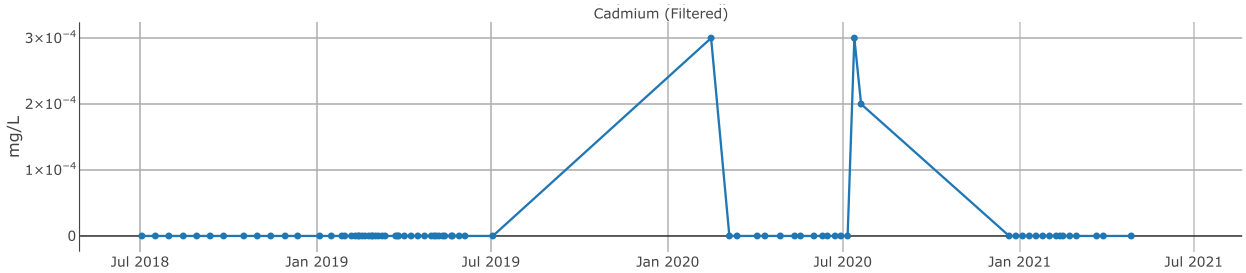
Cadmium (Filtered)
mg/L
3×10⁻⁴
2×10⁻⁴
1×10⁻⁴
0
Jul 2018
Jan 2019
Jul 2019
Jan 2020
Jul 2020
Jan 2021
Jul 2021

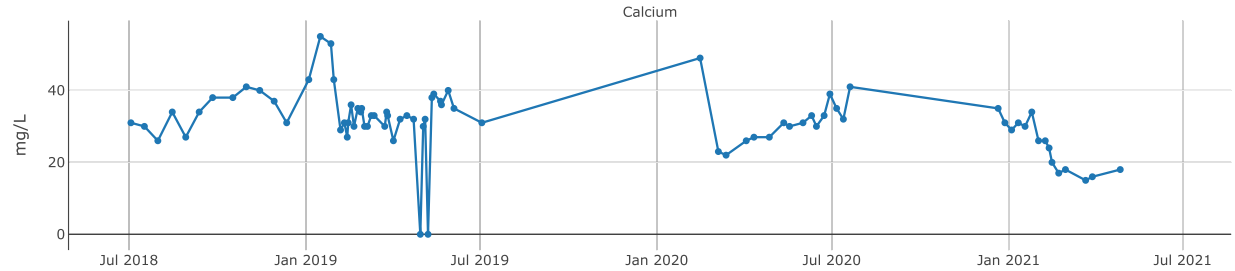
Calcium
mg/L
0
20
40
Jul 2018
Jan 2019
Jul 2019
Jan 2020
Jul 2020
Jan 2021
Jul 2021

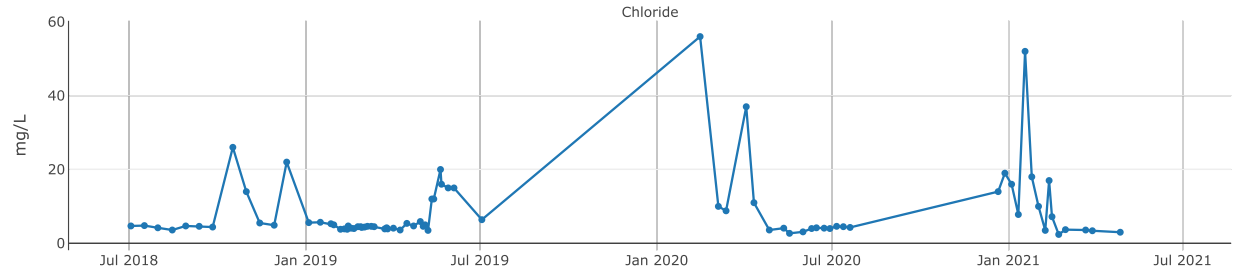
Chloride
mg/L
0
20
40
60
Jul 2018
Jan 2019
Jul 2019
Jan 2020
Jul 2020
Jan 2021
Jul 2021

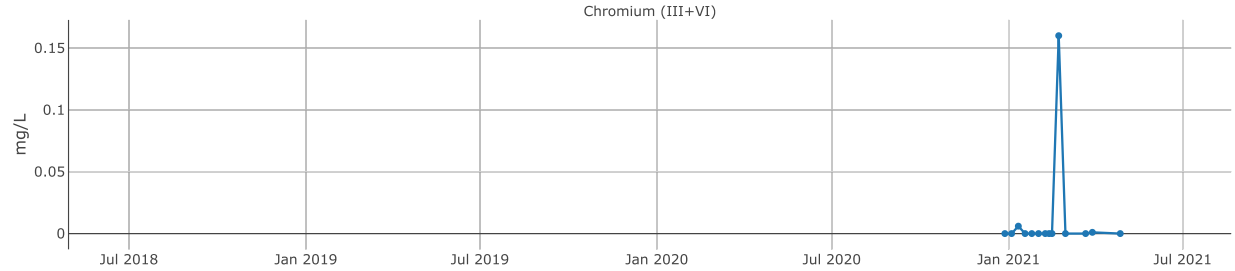
Chromium (III+VI)
mg/L
0
0.05
0.1
0.15
Jul 2018
Jan 2019
Jul 2019
Jan 2020
Jul 2020
Jan 2021
Jul 2021

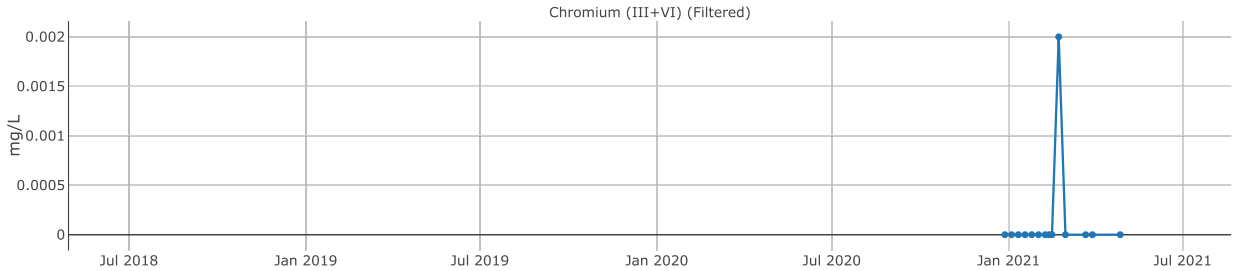
Chromium (III+VI) (Filtered)
mg/L
0
0.0005
0.001
0.0015
0.002
Jul 2018
Jan 2019
Jul 2019
Jan 2020
Jul 2020
Jan 2021
Jul 2021

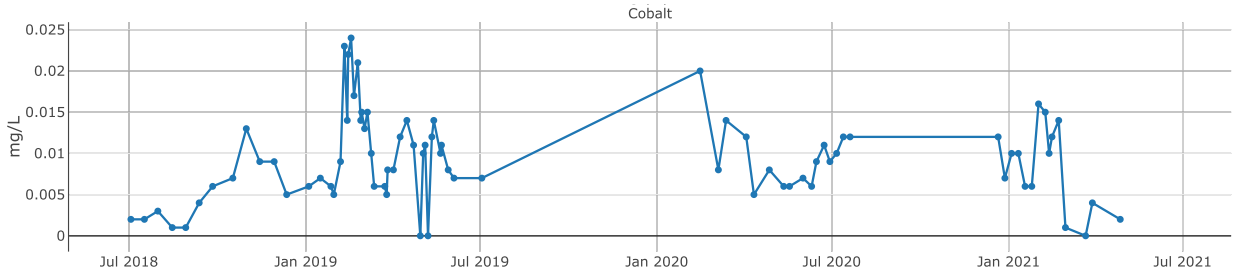
Cobalt
mg/L
0
0.005
0.01
0.015
0.02
0.025
Jul 2018
Jan 2019
Jul 2019
Jan 2020
Jul 2020
Jan 2021
Jul 2021

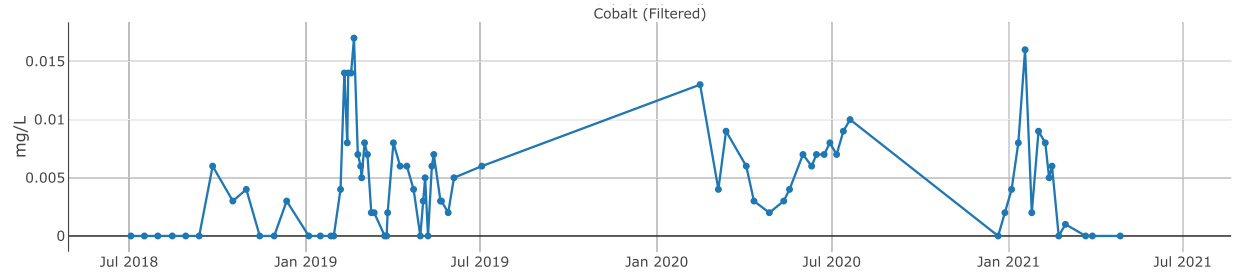
Cobalt (Filtered)
mg/L
0
0.005
0.01
0.015
Jul 2018
Jan 2019
Jul 2019
Jan 2020
Jul 2020
Jan 2021
Jul 2021

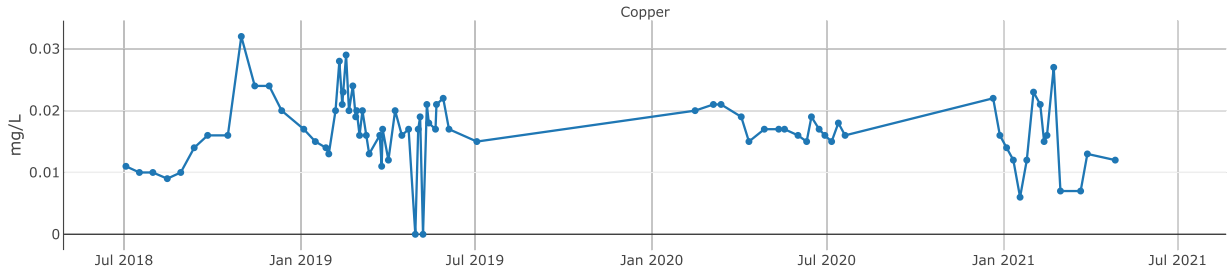
Copper
mg/L
0.03
0.02
0.01
0
Jul 2018
Jan 2019
Jul 2019
Jan 2020
Jul 2020
Jan 2021
Jul 2021

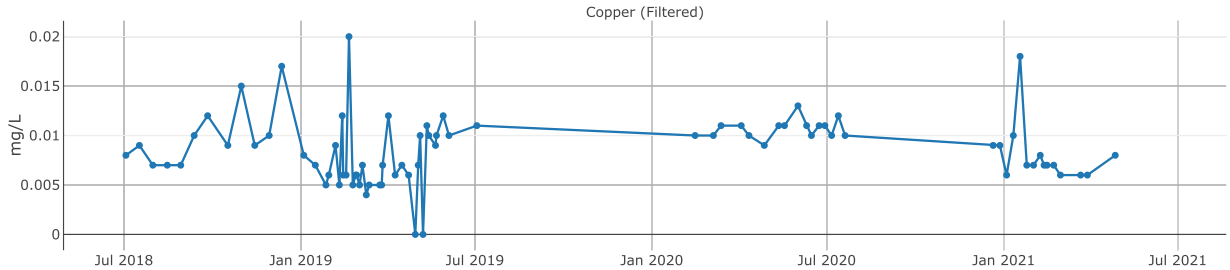
Copper (Filtered)
mg/L
0.02
0.015
0.01
0.005
0
Jul 2018
Jan 2019
Jul 2019
Jan 2020
Jul 2020
Jan 2021
Jul 2021

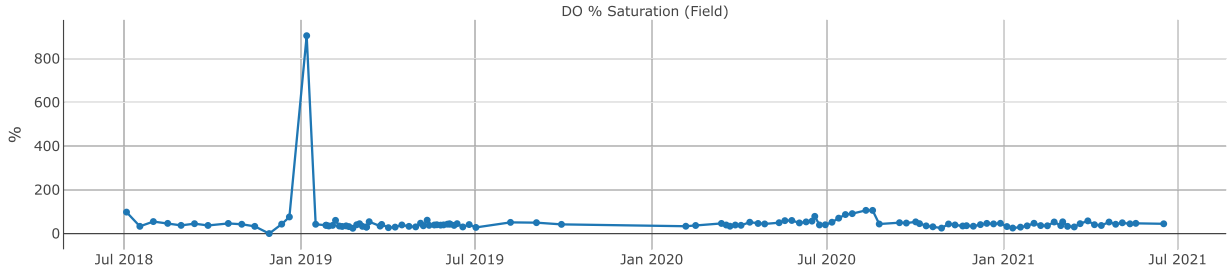
DO % Saturation (Field)
%
800
600
400
200
0
Jul 2018
Jan 2019
Jul 2019
Jan 2020
Jul 2020
Jan 2021
Jul 2021

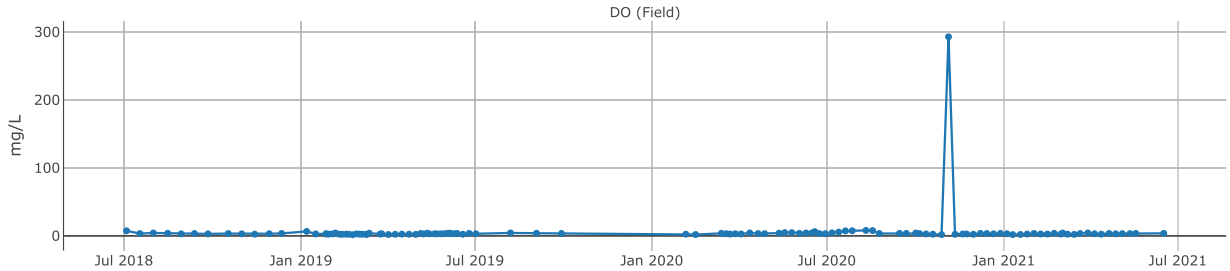
DO (Field)
mg/L
300
200
100
0
Jul 2018
Jan 2019
Jul 2019
Jan 2020
Jul 2020
Jan 2021
Jul 2021

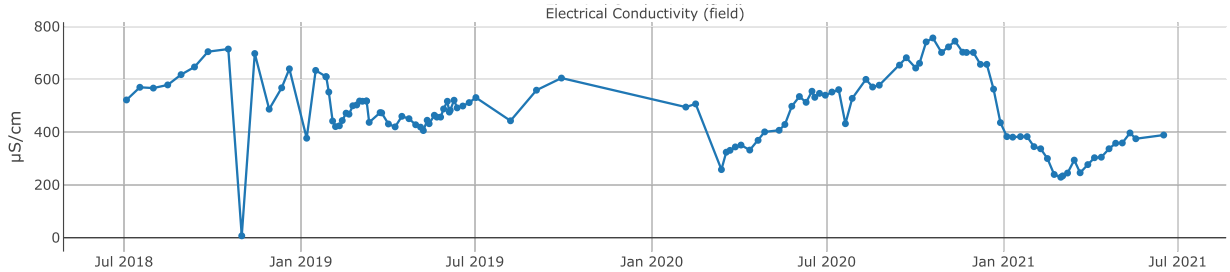
Electrical Conductivity (field)
µS/cm
800
600
400
200
0
Jul 2018
Jan 2019
Jul 2019
Jan 2020
Jul 2020
Jan 2021
Jul 2021

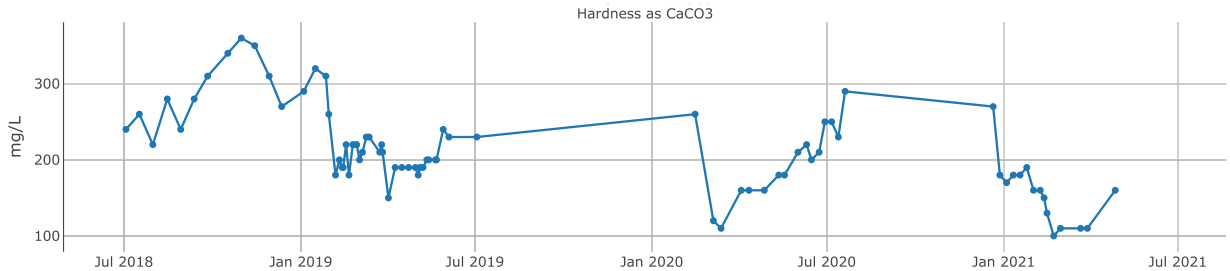
Hardness as CaCO3
mg/L
300
200
100
Jul 2018
Jan 2019
Jul 2019
Jan 2020
Jul 2020
Jan 2021
Jul 2021

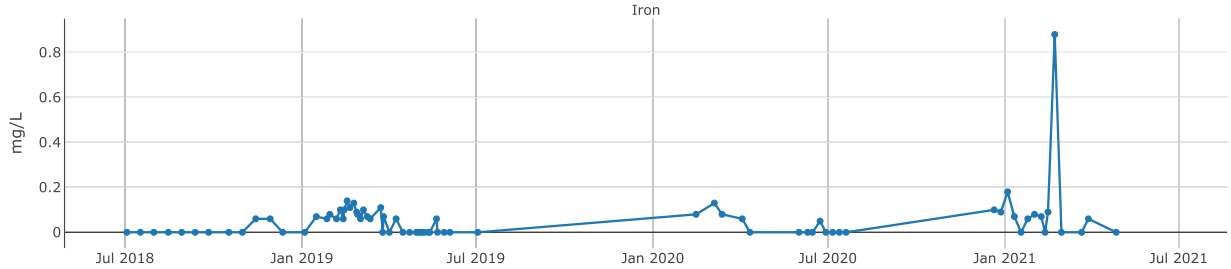
Iron
mg/L
0.8
0.6
0.4
0.2
0
Jul 2018
Jan 2019
Jul 2019
Jan 2020
Jul 2020
Jan 2021
Jul 2021

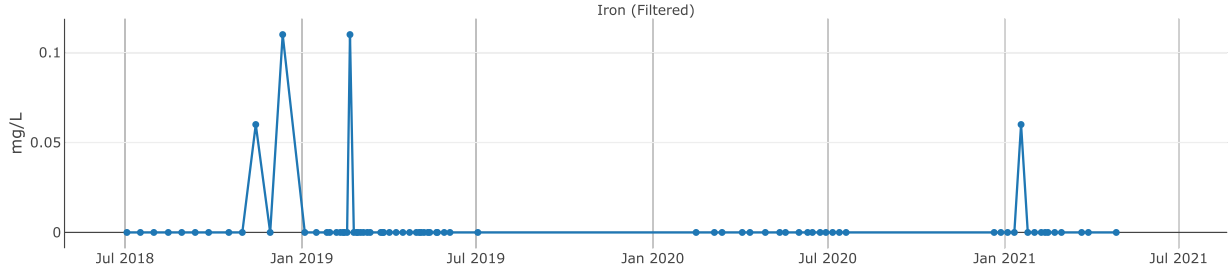
Iron (Filtered)
mg/L
0.1
0.05
0
Jul 2018
Jan 2019
Jul 2019
Jan 2020
Jul 2020
Jan 2021
Jul 2021

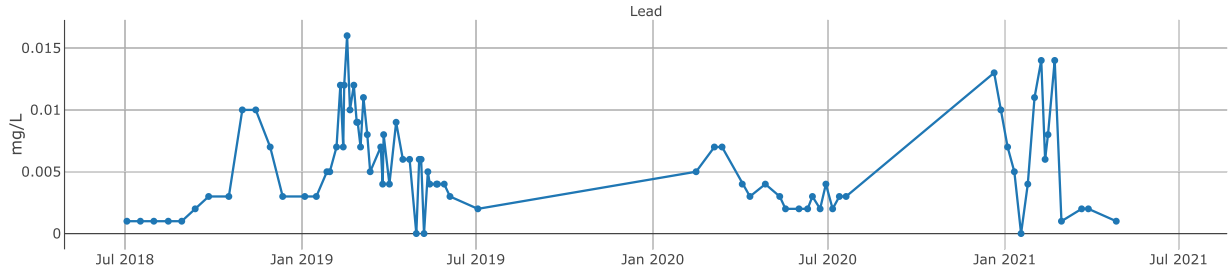
Lead
mg/L
0.015
0.01
0.005
0
Jul 2018
Jan 2019
Jul 2019
Jan 2020
Jul 2020
Jan 2021
Jul 2021

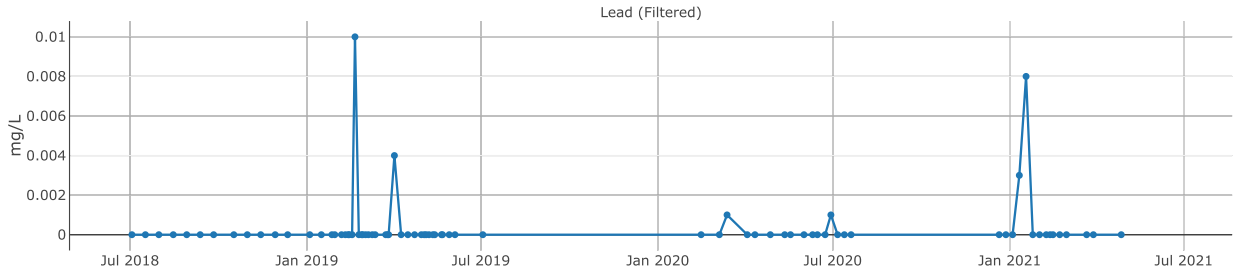
Lead (Filtered)
mg/L
0.01
0.008
0.006
0.004
0.002
0
Jul 2018
Jan 2019
Jul 2019
Jan 2020
Jul 2020
Jan 2021
Jul 2021

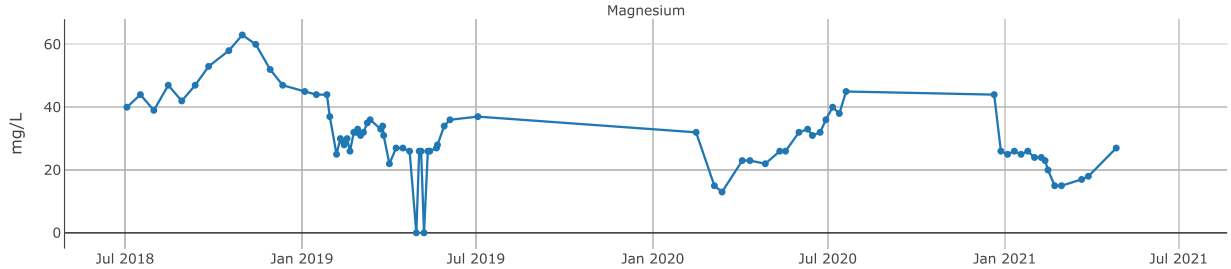
Magnesium
mg/L
60
40
20
0
Jul 2018
Jan 2019
Jul 2019
Jan 2020
Jul 2020
Jan 2021
Jul 2021

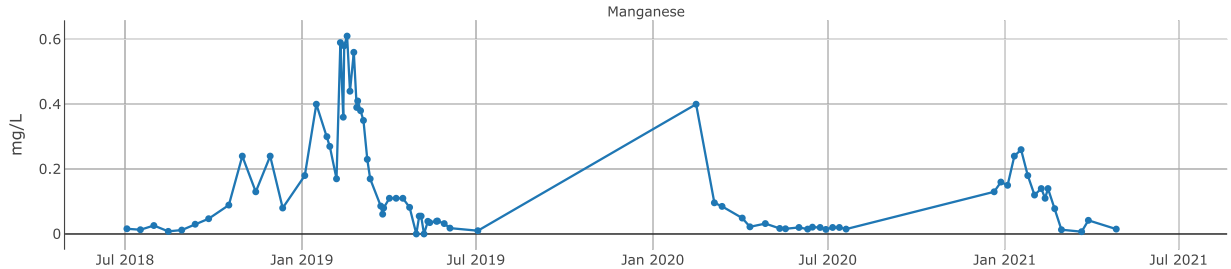
Manganese
mg/L
0.6
0.4
0.2
0
Jul 2018
Jan 2019
Jul 2019
Jan 2020
Jul 2020
Jan 2021
Jul 2021

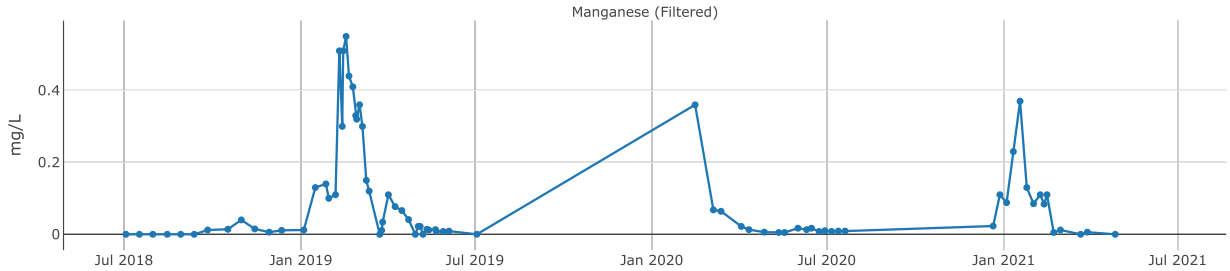
Manganese (Filtered)
mg/L
0.4
0.2
0
Jul 2018
Jan 2019
Jul 2019
Jan 2020
Jul 2020
Jan 2021
Jul 2021

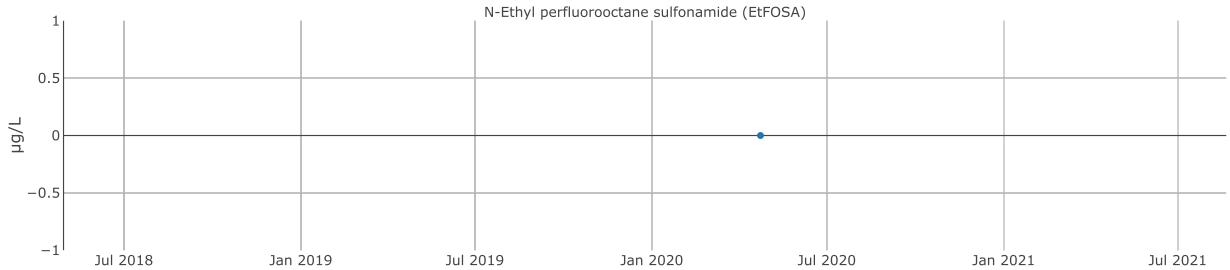
N-Ethyl perfluorooctane sulfonamide (EtFOSA)
µg/L
1
0.5
0
−0.5
−1
Jul 2018
Jan 2019
Jul 2019
Jan 2020
Jul 2020
Jan 2021
Jul 2021

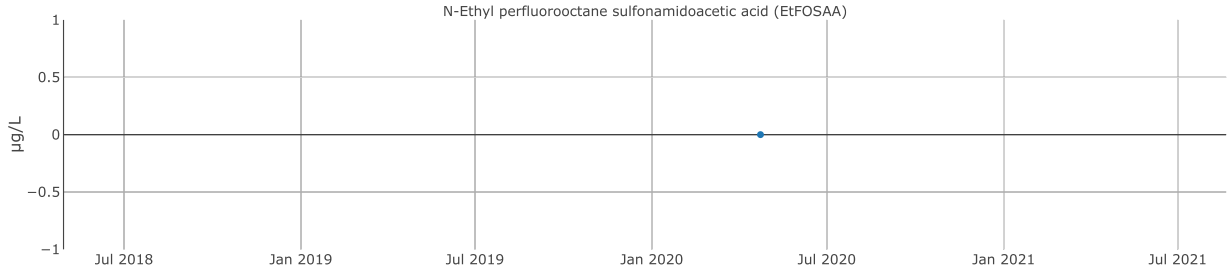
N-Ethyl perfluorooctane sulfonamidoacetic acid (EtFOSAA)
µg/L
1
0.5
0
−0.5
−1
Jul 2018
Jan 2019
Jul 2019
Jan 2020
Jul 2020
Jan 2021
Jul 2021

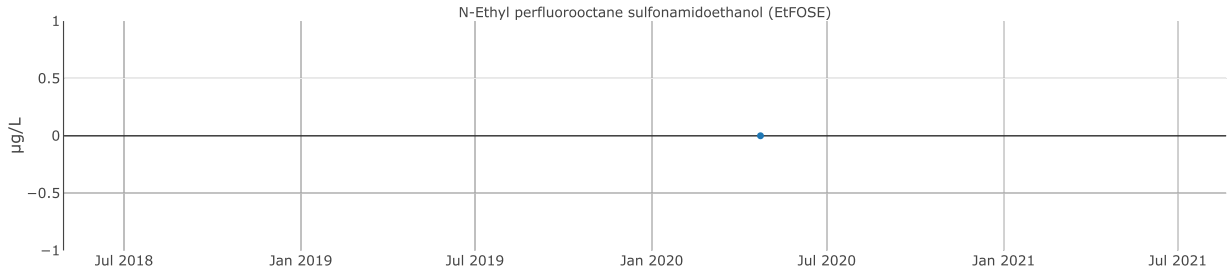
N-Ethyl perfluorooctane sulfonamidoethanol (EtFOSE)
µg/L
1
0.5
0
−0.5
−1
Jul 2018
Jan 2019
Jul 2019
Jan 2020
Jul 2020
Jan 2021
Jul 2021

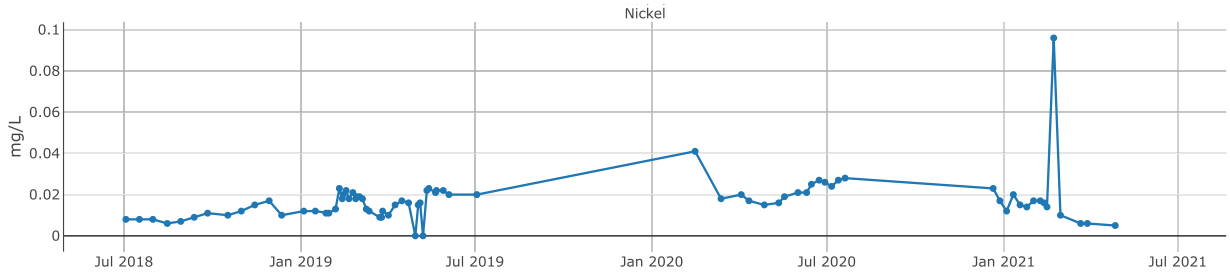
Nickel
mg/L
0.1
0.08
0.06
0.04
0.02
0
Jul 2018
Jan 2019
Jul 2019
Jan 2020
Jul 2020
Jan 2021
Jul 2021

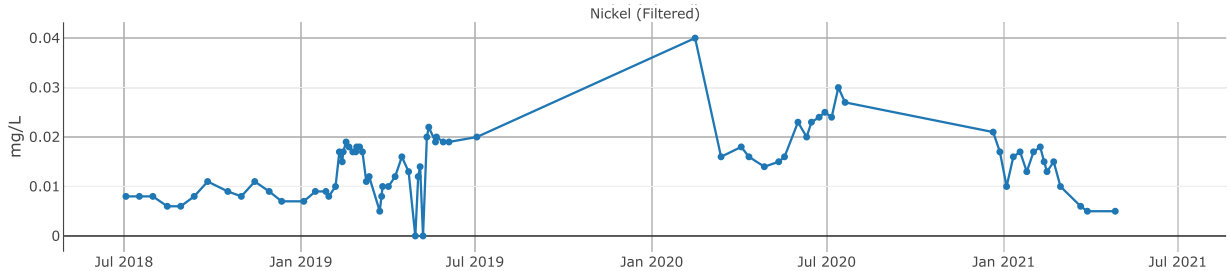
Nickel (Filtered)
mg/L
0.04
0.03
0.02
0.01
0
Jul 2018
Jan 2019
Jul 2019
Jan 2020
Jul 2020
Jan 2021
Jul 2021

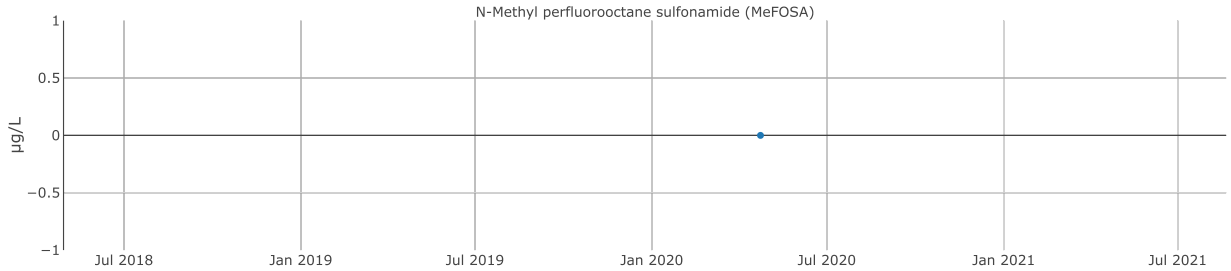
N-Methyl perfluorooctane sulfonamide (MeFOSA)
µg/L
1
0.5
0
−0.5
−1
Jul 2018
Jan 2019
Jul 2019
Jan 2020
Jul 2020
Jan 2021
Jul 2021

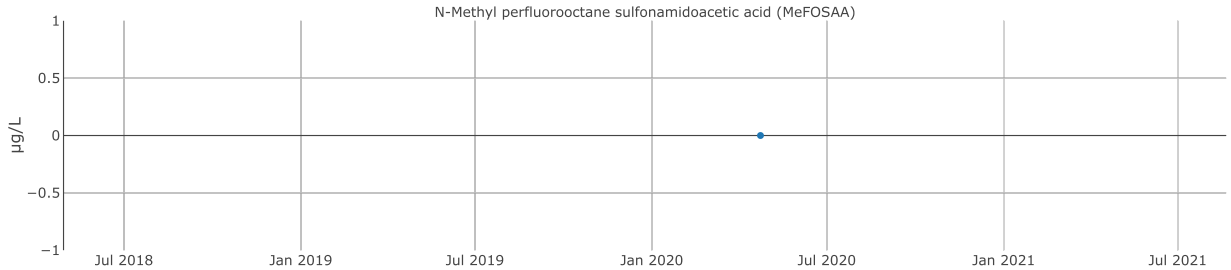
N-Methyl perfluorooctane sulfonamidoacetic acid (MeFOSAA)
µg/L
1
0.5
0
−0.5
−1
Jul 2018
Jan 2019
Jul 2019
Jan 2020
Jul 2020
Jan 2021
Jul 2021

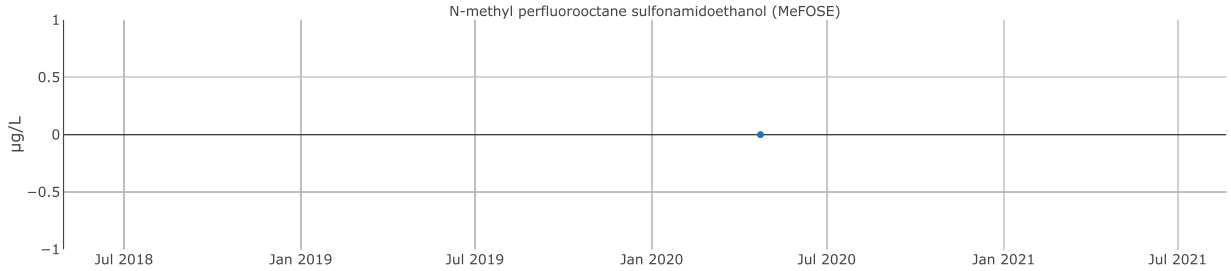
N-methyl perfluorooctane sulfonamidoethanol (MeFOSE)
µg/L
1
0.5
0
−0.5
−1
Jul 2018
Jan 2019
Jul 2019
Jan 2020
Jul 2020
Jan 2021
Jul 2021

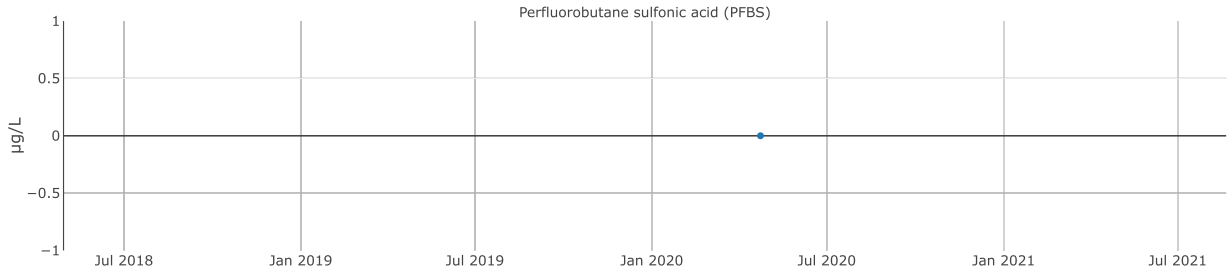
Perfluorobutane sulfonic acid (PFBS)
µg/L
1
0.5
0
−0.5
−1
Jul 2018
Jan 2019
Jul 2019
Jan 2020
Jul 2020
Jan 2021
Jul 2021

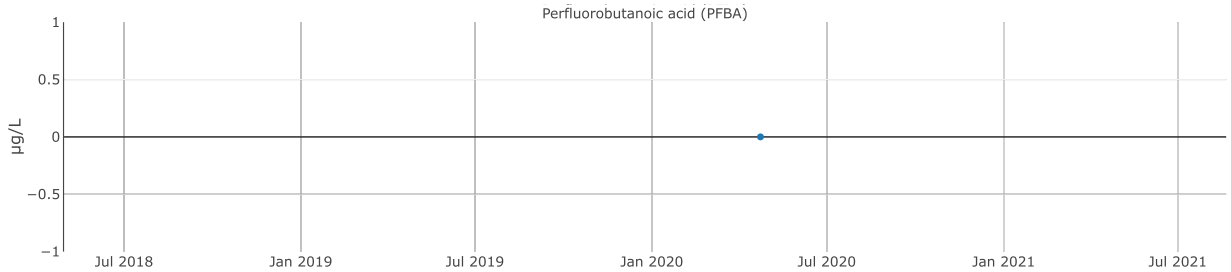
Perfluorobutanoic acid (PFBA)
µg/L
1
0.5
0
−0.5
−1
Jul 2018
Jan 2019
Jul 2019
Jan 2020
Jul 2020
Jan 2021
Jul 2021

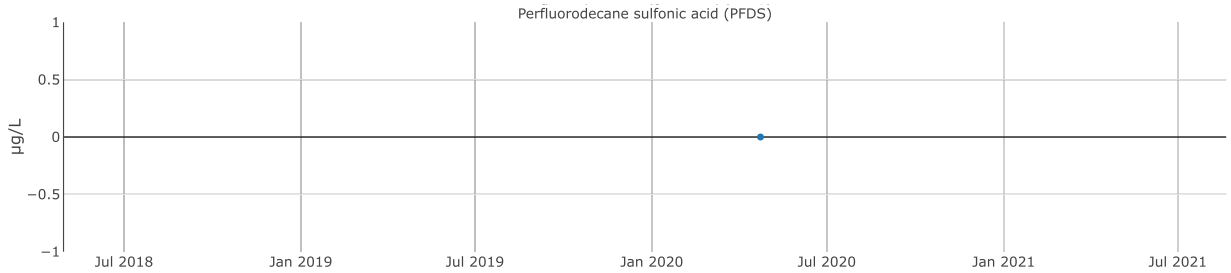
Perfluorodecane sulfonic acid (PFDS)
µg/L
1
0.5
0
−0.5
−1
Jul 2018
Jan 2019
Jul 2019
Jan 2020
Jul 2020
Jan 2021
Jul 2021

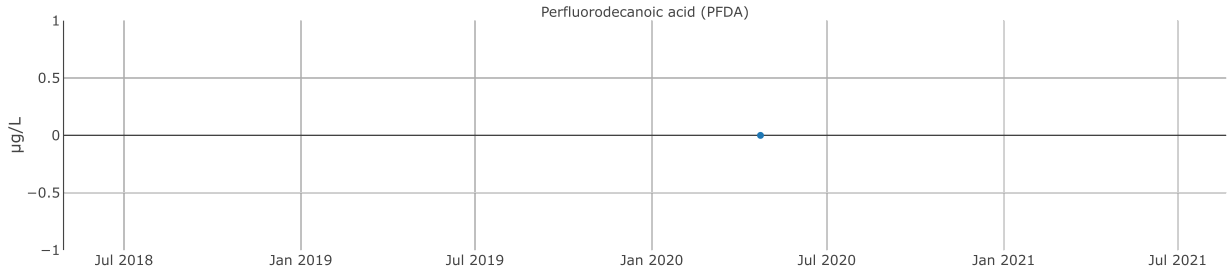
Perfluorodecanoic acid (PFDA)
µg/L
1
0.5
0
−0.5
−1
Jul 2018
Jan 2019
Jul 2019
Jan 2020
Jul 2020
Jan 2021
Jul 2021

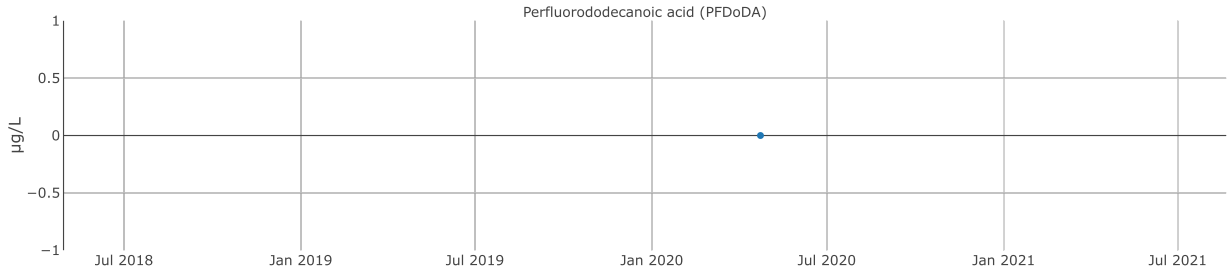
Perfluorododecanoic acid (PFDoDA)
µg/L
1
0.5
0
−0.5
−1
Jul 2018
Jan 2019
Jul 2019
Jan 2020
Jul 2020
Jan 2021
Jul 2021

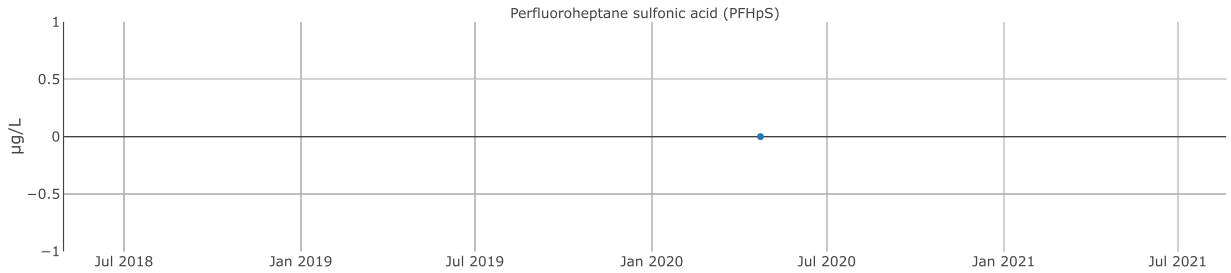
Perfluoroheptane sulfonic acid (PFHpS)
µg/L
1
0.5
0
−0.5
−1
Jul 2018
Jan 2019
Jul 2019
Jan 2020
Jul 2020
Jan 2021
Jul 2021

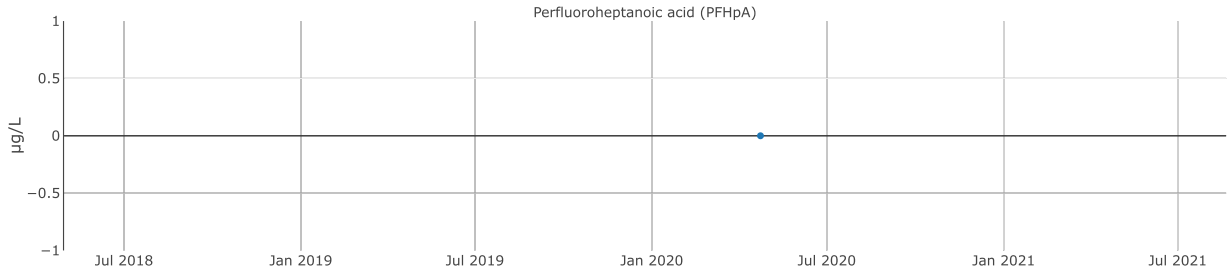
Perfluoroheptanoic acid (PFHpA)
µg/L
1
0.5
0
−0.5
−1
Jul 2018
Jan 2019
Jul 2019
Jan 2020
Jul 2020
Jan 2021
Jul 2021

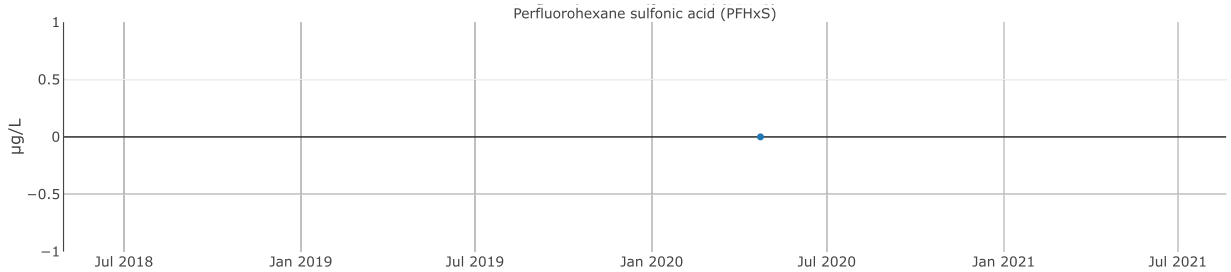
Perfluorohexane sulfonic acid (PFHxS)
µg/L
1
0.5
0
−0.5
−1
Jul 2018
Jan 2019
Jul 2019
Jan 2020
Jul 2020
Jan 2021
Jul 2021

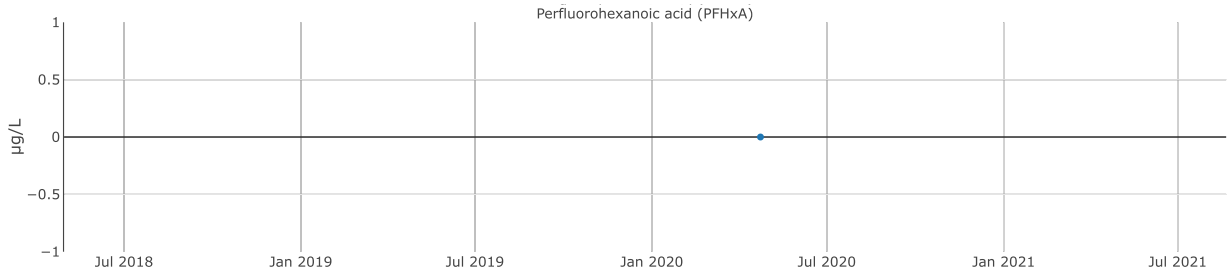
Perfluorohexanoic acid (PFHxA)
µg/L
1
0.5
0
−0.5
−1
Jul 2018
Jan 2019
Jul 2019
Jan 2020
Jul 2020
Jan 2021
Jul 2021


Perfluorononanesulfonic acid (PFNS)(trace)
µg/L
1
0.5
0
−0.5
−1
Jul 2018
Jan 2019
Jul 2019
Jan 2020
Jul 2020
Jan 2021
Jul 2021


Perfluorononanoic acid (PFNA)
µg/L
1
0.5
0
−0.5
−1
Jul 2018
Jan 2019
Jul 2019
Jan 2020
Jul 2020
Jan 2021
Jul 2021

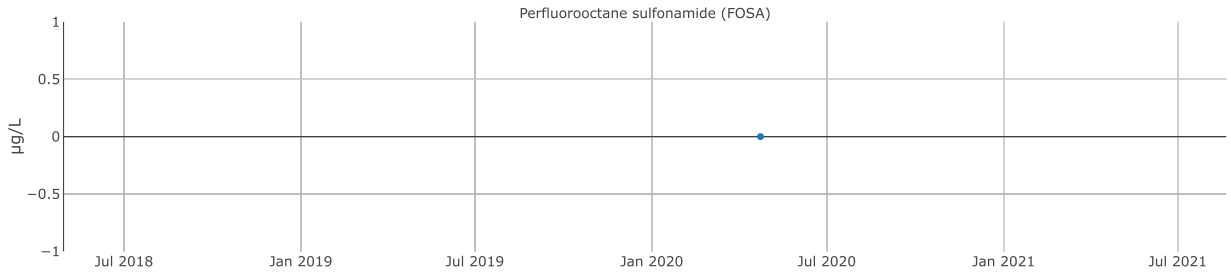
Perfluorooctane sulfonamide (FOSA)
µg/L
1
0.5
0
−0.5
−1
Jul 2018
Jan 2019
Jul 2019
Jan 2020
Jul 2020
Jan 2021
Jul 2021

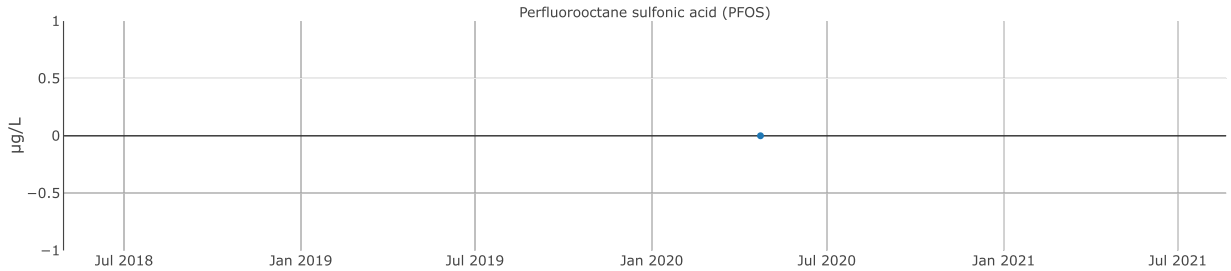
Perfluorooctane sulfonic acid (PFOS)
µg/L
1
0.5
0
−0.5
−1
Jul 2018
Jan 2019
Jul 2019
Jan 2020
Jul 2020
Jan 2021
Jul 2021

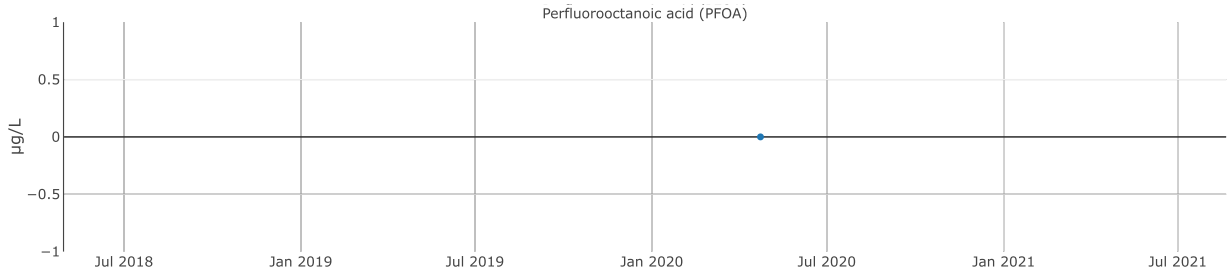
Perfluorooctanoic acid (PFOA)
µg/L
1
0.5
0
−0.5
−1
Jul 2018
Jan 2019
Jul 2019
Jan 2020
Jul 2020
Jan 2021
Jul 2021

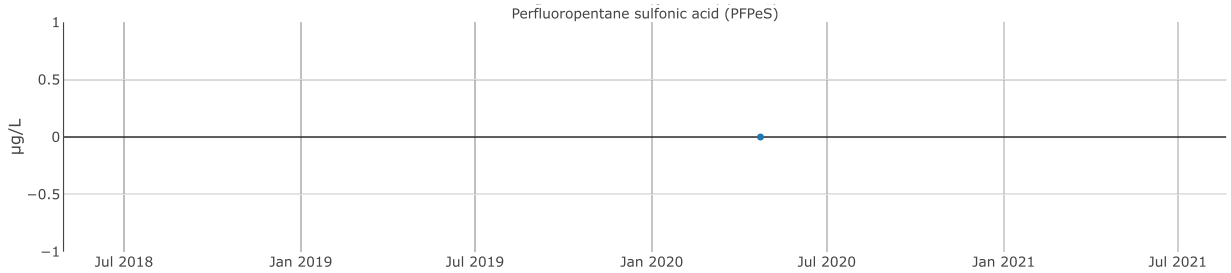
Perfluoropentane sulfonic acid (PFPeS)
µg/L
1
0.5
0
−0.5
−1
Jul 2018
Jan 2019
Jul 2019
Jan 2020
Jul 2020
Jan 2021
Jul 2021

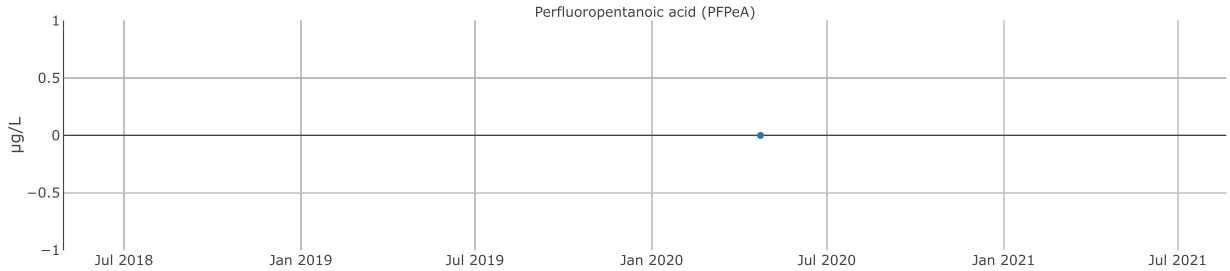
Perfluoropentanoic acid (PFPeA)
µg/L
1
0.5
0
−0.5
−1
Jul 2018
Jan 2019
Jul 2019
Jan 2020
Jul 2020
Jan 2021
Jul 2021

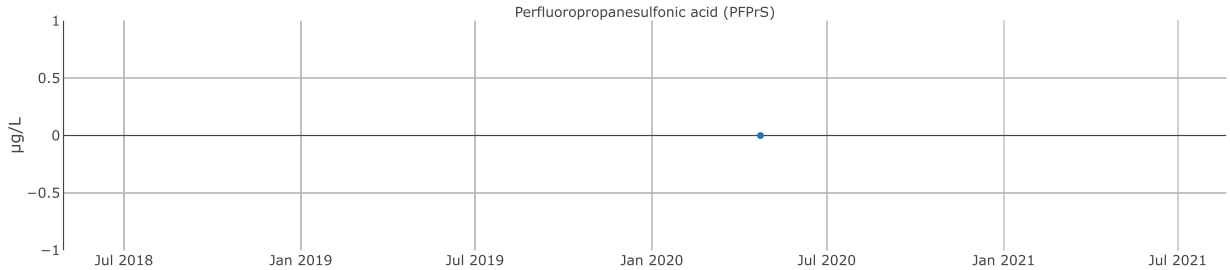
Perfluoropropanesulfonic acid (PFPrS)
µg/L
1
0.5
0
−0.5
−1
Jul 2018
Jan 2019
Jul 2019
Jan 2020
Jul 2020
Jan 2021
Jul 2021

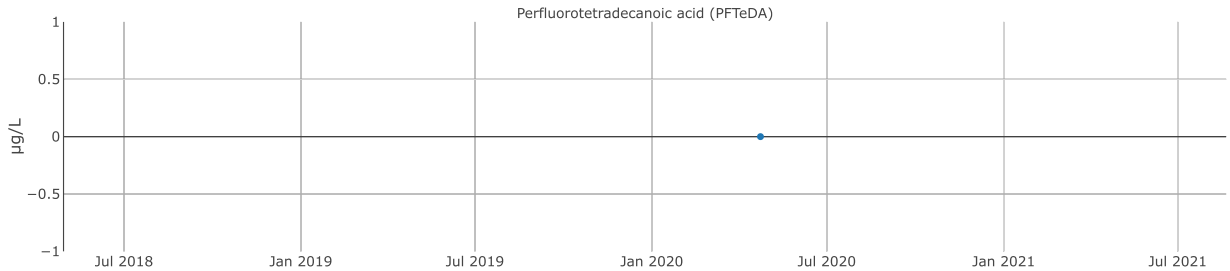
Perfluorotetradecanoic acid (PFTeDA)
µg/L
1
0.5
0
−0.5
−1
Jul 2018
Jan 2019
Jul 2019
Jan 2020
Jul 2020
Jan 2021
Jul 2021

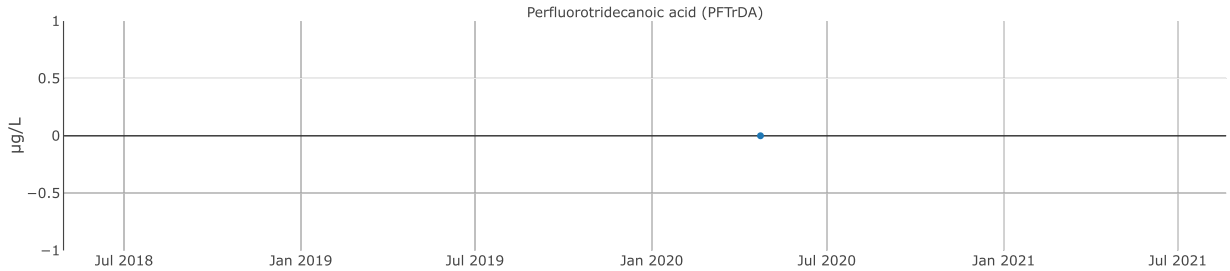
Perfluorotridecanoic acid (PFTrDA)
µg/L
1
0.5
0
−0.5
−1
Jul 2018
Jan 2019
Jul 2019
Jan 2020
Jul 2020
Jan 2021
Jul 2021

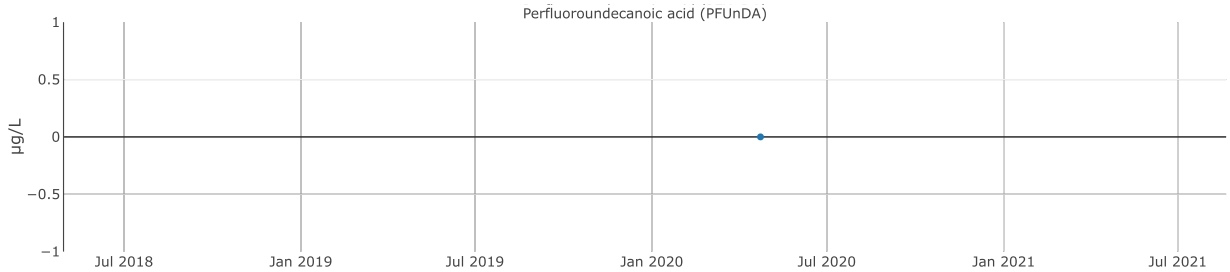
Perfluoroundecanoic acid (PFUnDA)
µg/L
1
0.5
0
−0.5
−1
Jul 2018
Jan 2019
Jul 2019
Jan 2020
Jul 2020
Jan 2021
Jul 2021

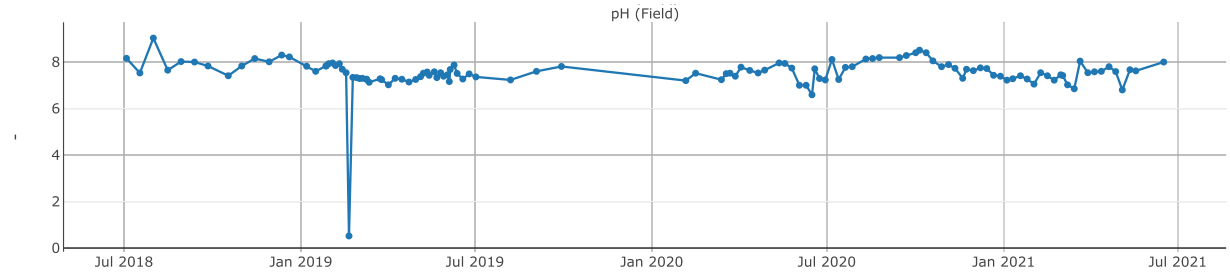
pH (Field)
-
8
6
4
2
0
Jul 2018
Jan 2019
Jul 2019
Jan 2020
Jul 2020
Jan 2021
Jul 2021

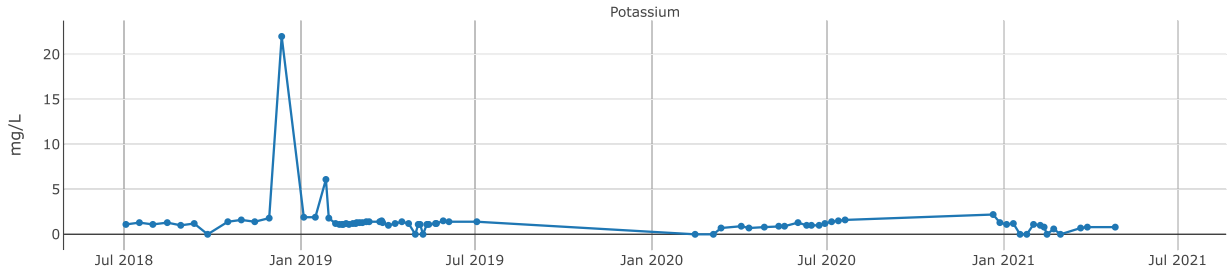
Potassium
mg/L
20
15
10
5
0
Jul 2018
Jan 2019
Jul 2019
Jan 2020
Jul 2020
Jan 2021
Jul 2021

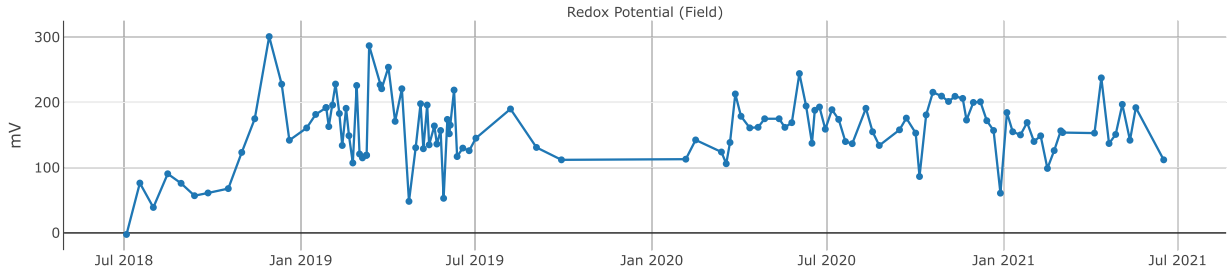
Redox Potential (Field)
mV
300
200
100
0
Jul 2018
Jan 2019
Jul 2019
Jan 2020
Jul 2020
Jan 2021
Jul 2021

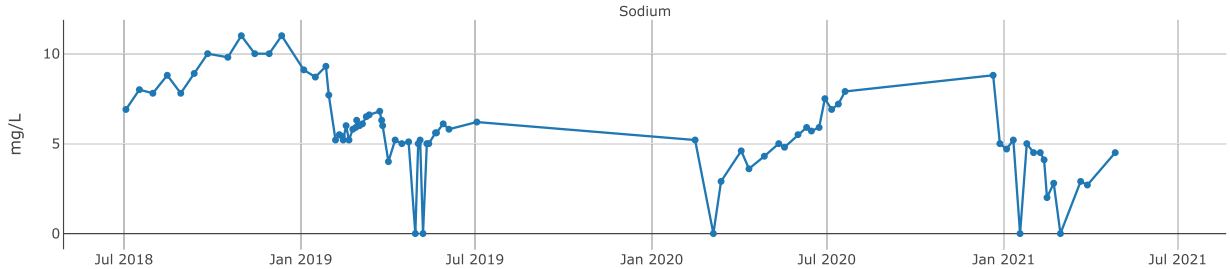
Sodium
mg/L
10
5
0
Jul 2018
Jan 2019
Jul 2019
Jan 2020
Jul 2020
Jan 2021
Jul 2021

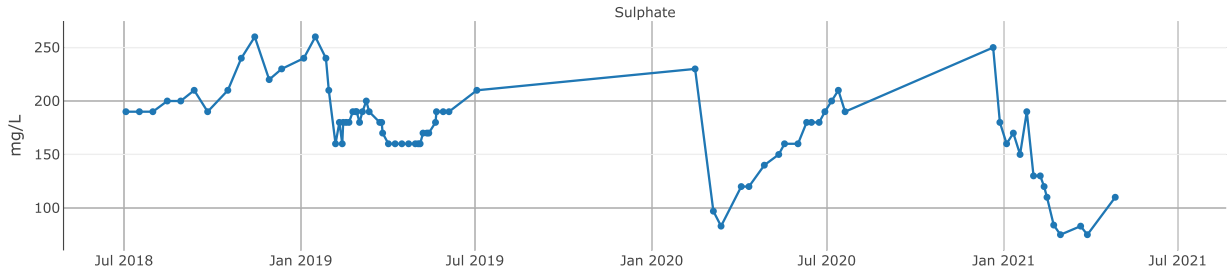
Sulphate
mg/L
250
200
150
100
Jul 2018
Jan 2019
Jul 2019
Jan 2020
Jul 2020
Jan 2021
Jul 2021

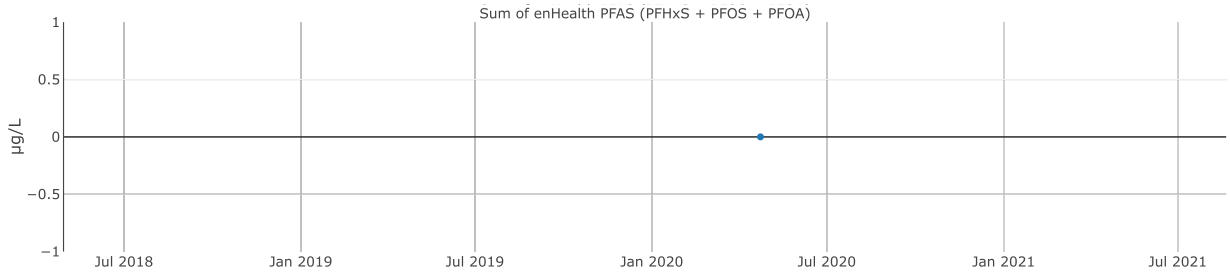
Sum of enHealth PFAS (PFHxS + PFOS + PFOA)
µg/L
1
0.5
0
−0.5
−1
Jul 2018
Jan 2019
Jul 2019
Jan 2020
Jul 2020
Jan 2021
Jul 2021

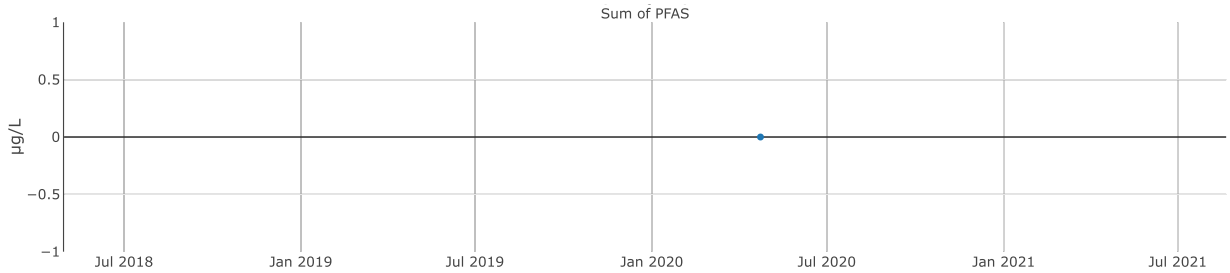
Sum of PFAS
µg/L
1
0.5
0
−0.5
−1
Jul 2018
Jan 2019
Jul 2019
Jan 2020
Jul 2020
Jan 2021
Jul 2021


Sum of PFAS (PFOS + PFOA)
µg/L
1
0.5
0
−0.5
−1
Jul 2018
Jan 2019
Jul 2019
Jan 2020
Jul 2020
Jan 2021
Jul 2021


Sum of PFAS (WA DER List)
µg/L
1
0.5
0
−0.5
−1
Jul 2018
Jan 2019
Jul 2019
Jan 2020
Jul 2020
Jan 2021
Jul 2021

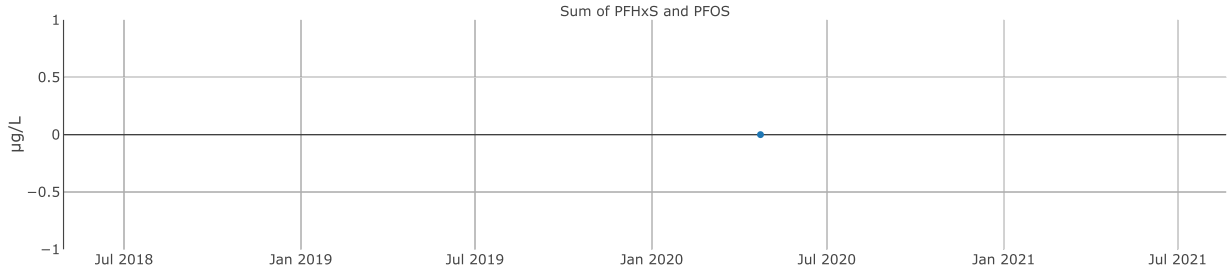
Sum of PFHxS and PFOS
µg/L
1
0.5
0
−0.5
−1
Jul 2018
Jan 2019
Jul 2019
Jan 2020
Jul 2020
Jan 2021
Jul 2021

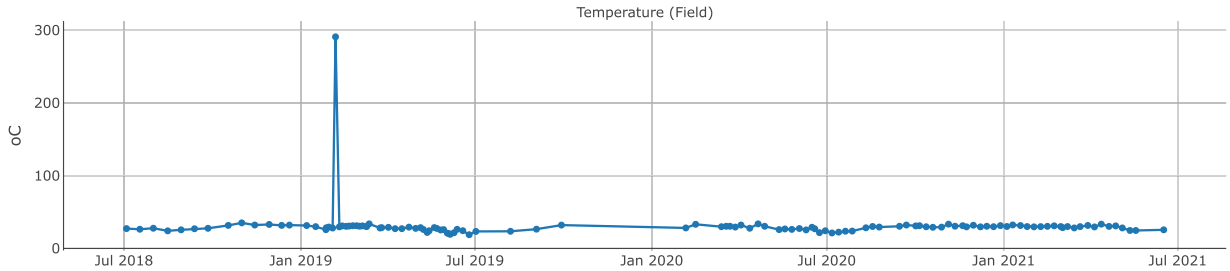
Temperature (Field)
oC
300
200
100
0
Jul 2018
Jan 2019
Jul 2019
Jan 2020
Jul 2020
Jan 2021
Jul 2021

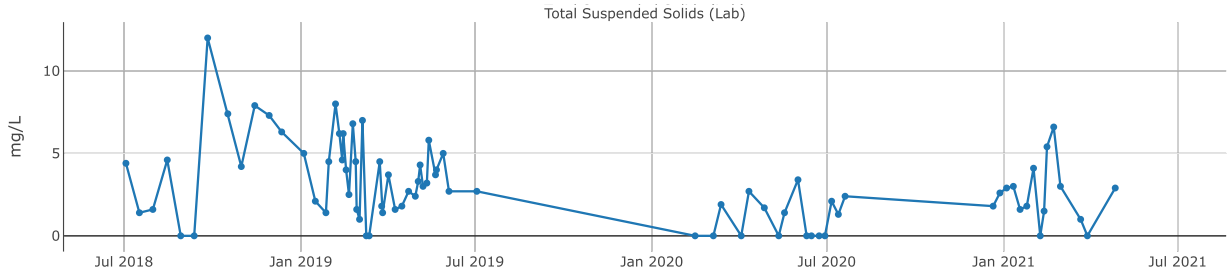
Total Suspended Solids (Lab)
mg/L
10
5
0
Jul 2018
Jan 2019
Jul 2019
Jan 2020
Jul 2020
Jan 2021
Jul 2021

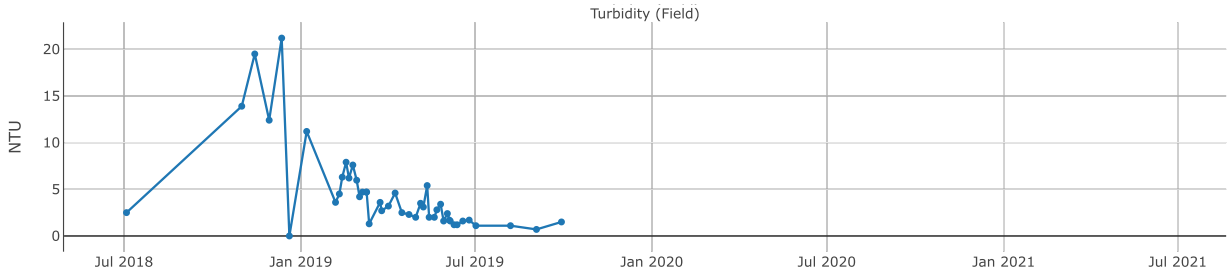
Turbidity (Field)
NTU
20
15
10
5
0
Jul 2018
Jan 2019
Jul 2019
Jan 2020
Jul 2020
Jan 2021
Jul 2021

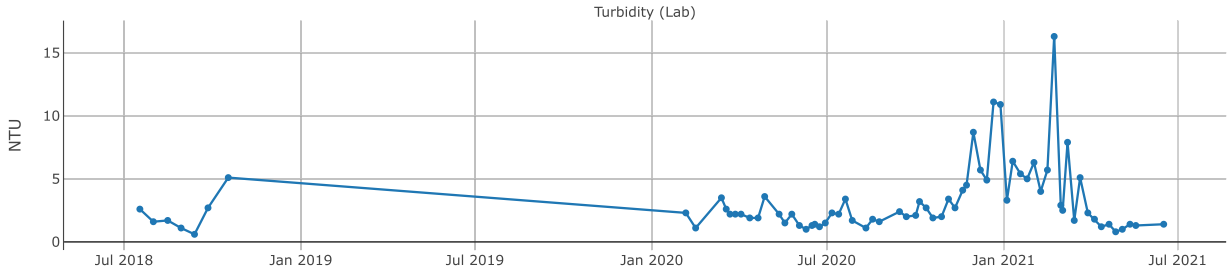

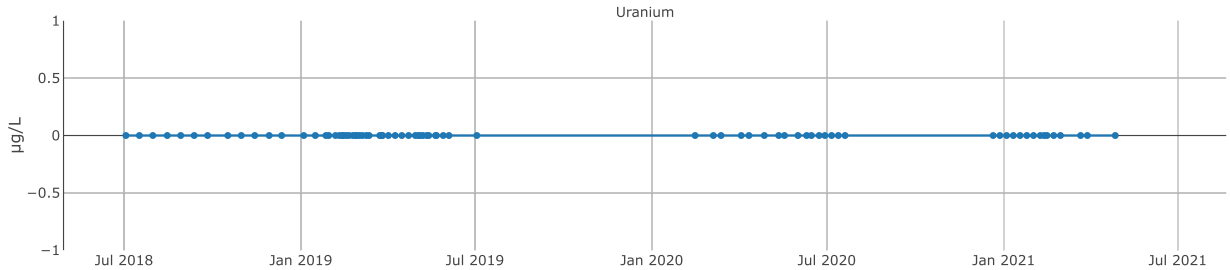

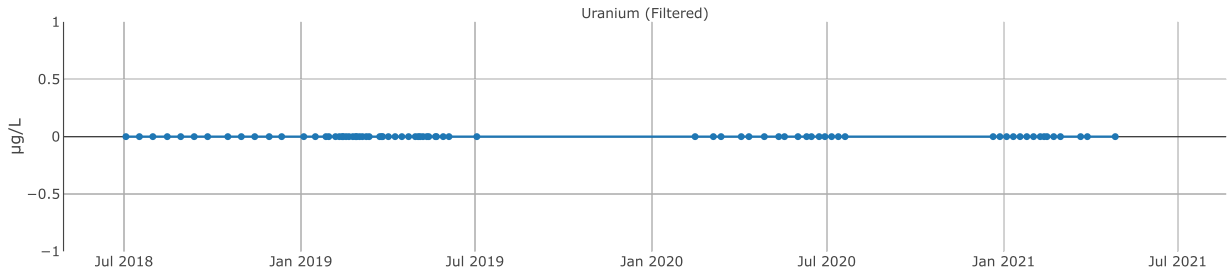

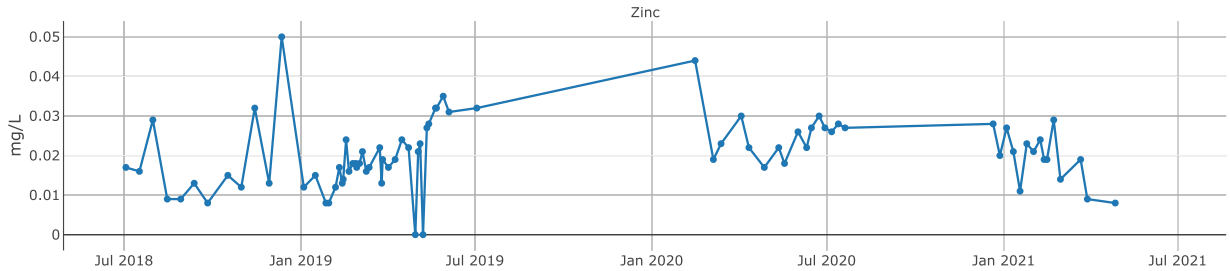

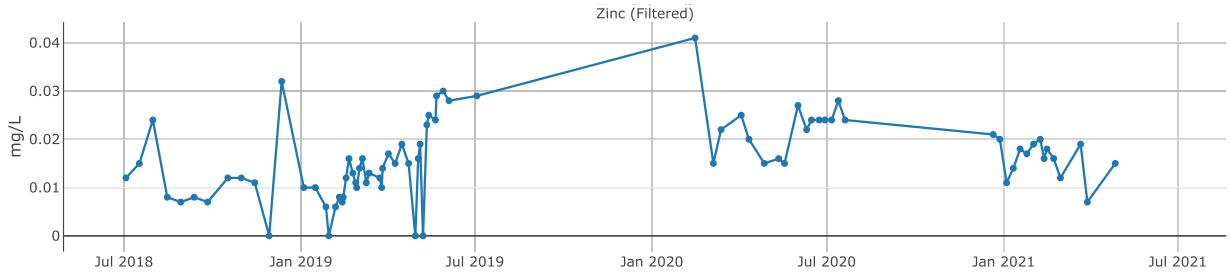

The report was generated based on the following filter:
Sampled Date between "01 Jul 2018" and "30 Jun 2021",
Locations In "SITE2"

Publication Date: 01 Jul 2021

Chemistry Graph

SITE4

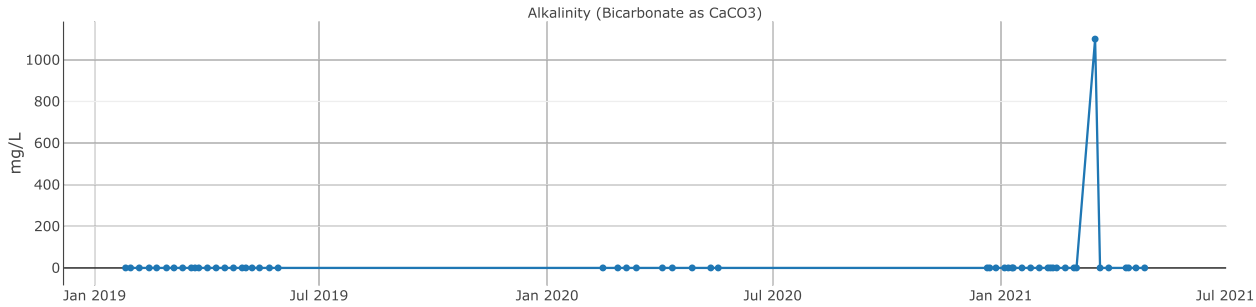

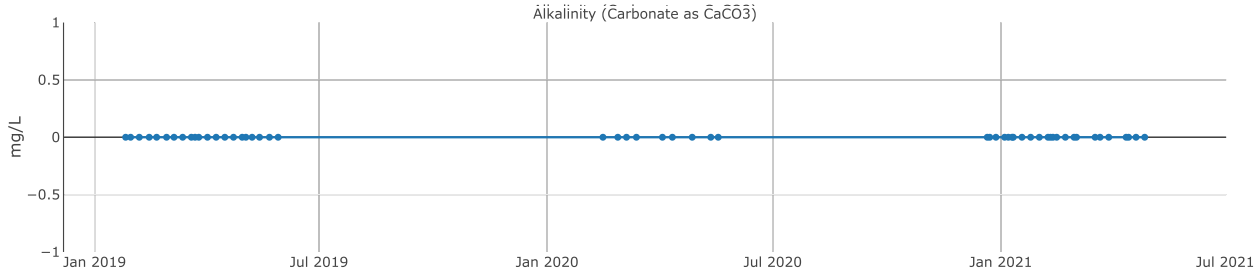

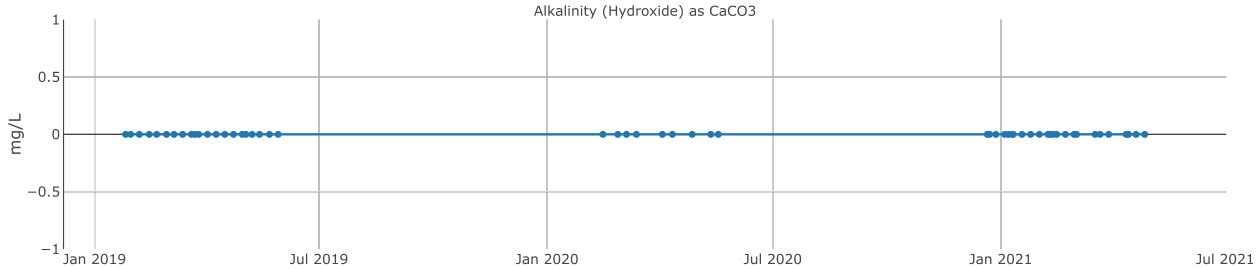

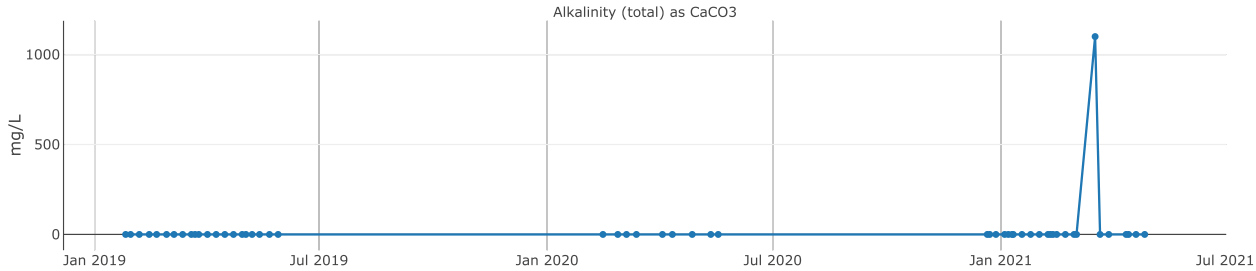

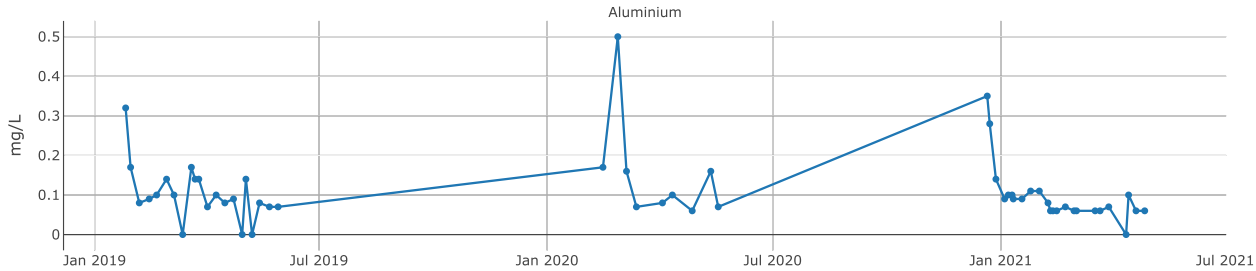

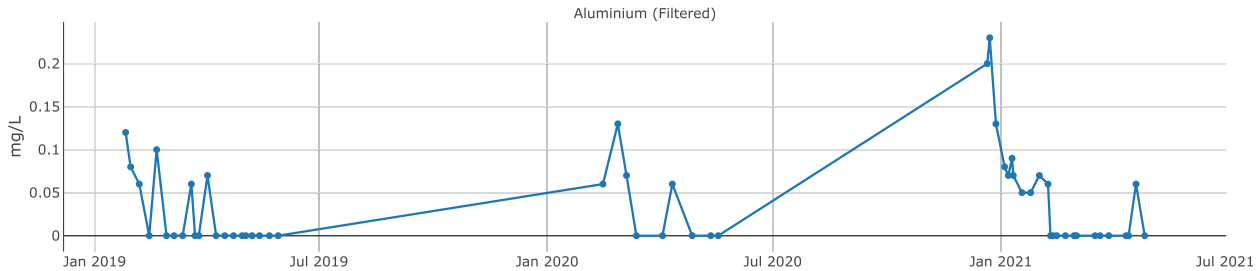

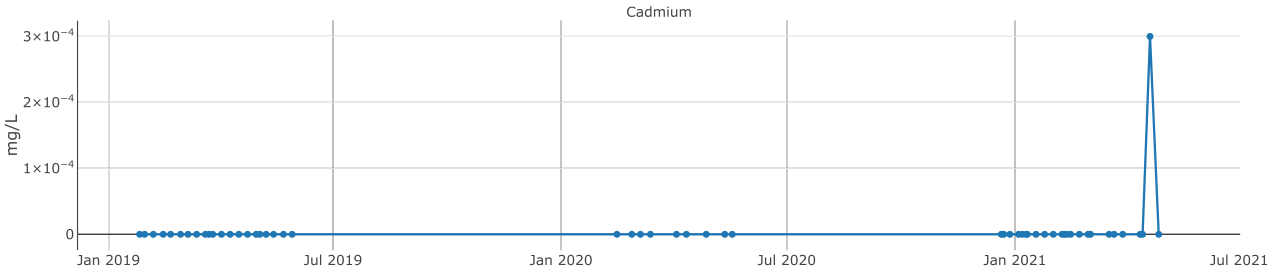
Cadmium
mg/L
3×10⁻⁴
2×10⁻⁴
1×10⁻⁴
0
Jan 2019
Jul 2019
Jan 2020
Jul 2020
Jan 2021
Jul 2021

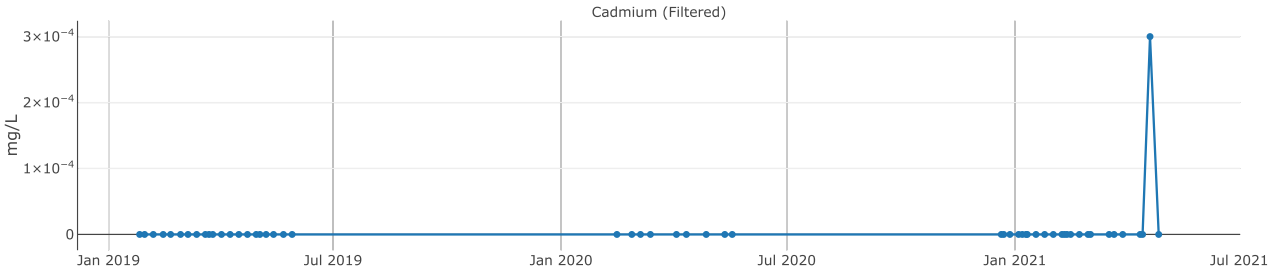
Cadmium (Filtered)
mg/L
3×10⁻⁴
2×10⁻⁴
1×10⁻⁴
0
Jan 2019
Jul 2019
Jan 2020
Jul 2020
Jan 2021
Jul 2021

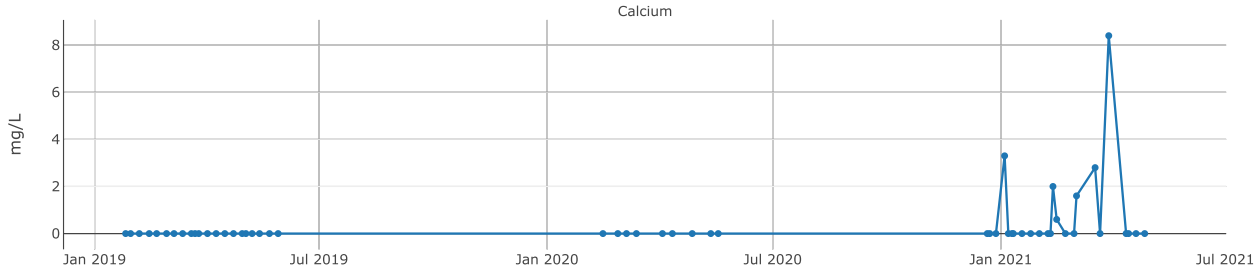
Calcium
mg/L
8
6
4
2
0
Jan 2019
Jul 2019
Jan 2020
Jul 2020
Jan 2021
Jul 2021

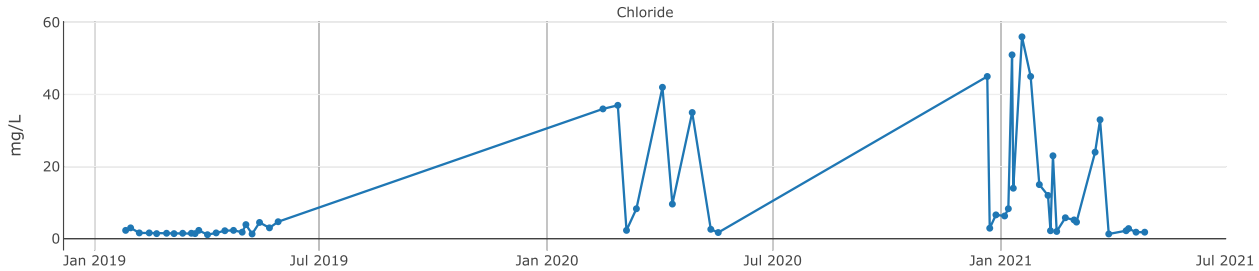
Chloride
mg/L
60
40
20
0
Jan 2019
Jul 2019
Jan 2020
Jul 2020
Jan 2021
Jul 2021

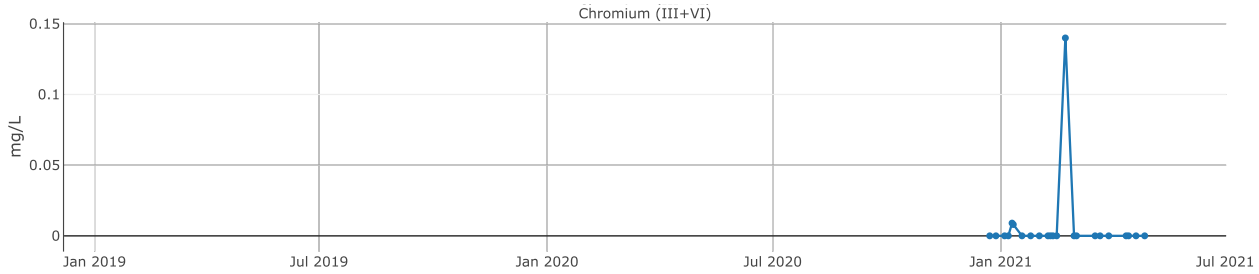
Chromium (III+VI)
mg/L
0.15
0.1
0.05
0
Jan 2019
Jul 2019
Jan 2020
Jul 2020
Jan 2021
Jul 2021

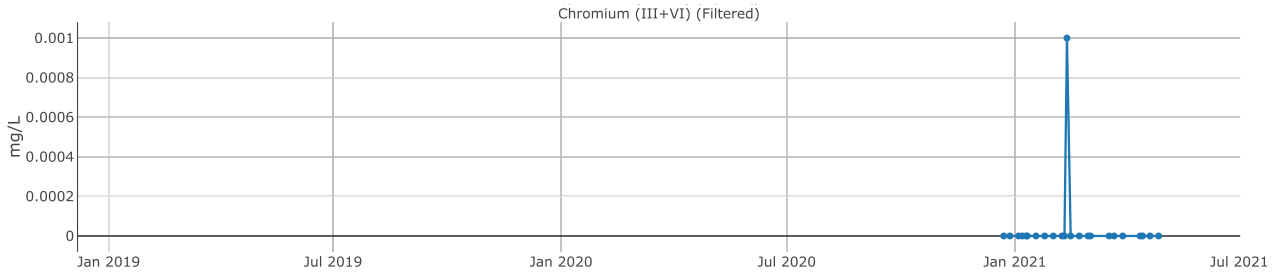
Chromium (III+VI) (Filtered)
mg/L
0.001
0.0008
0.0006
0.0004
0.0002
0
Jan 2019
Jul 2019
Jan 2020
Jul 2020
Jan 2021
Jul 2021

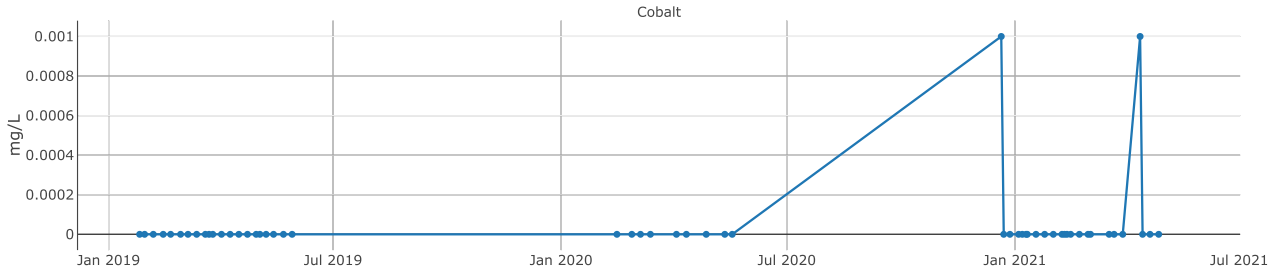
Cobalt
mg/L
0.001
0.0008
0.0006
0.0004
0.0002
0
Jan 2019
Jul 2019
Jan 2020
Jul 2020
Jan 2021
Jul 2021

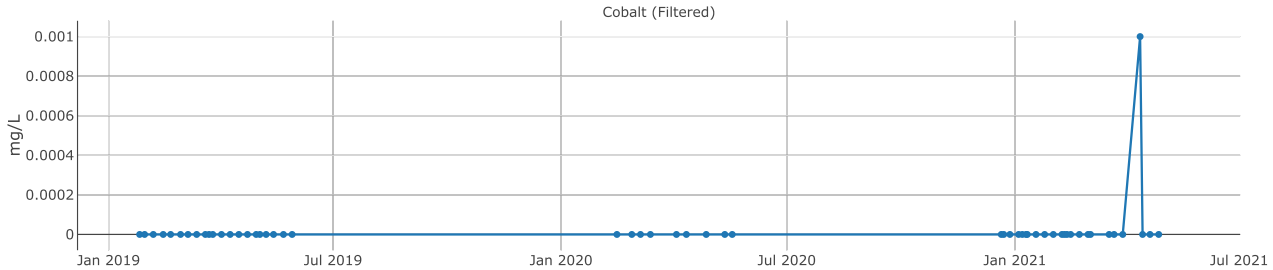
Cobalt (Filtered)
mg/L
0.001
0.0008
0.0006
0.0004
0.0002
0
Jan 2019
Jul 2019
Jan 2020
Jul 2020
Jan 2021
Jul 2021

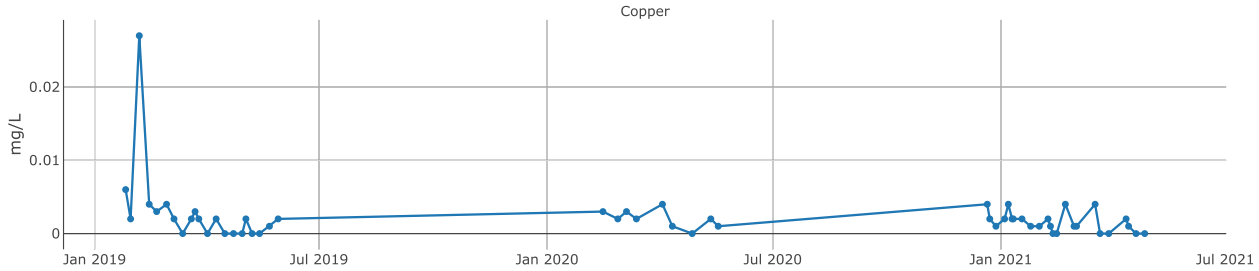
Copper
mg/L
0.02
0.01
0
Jan 2019
Jul 2019
Jan 2020
Jul 2020
Jan 2021
Jul 2021

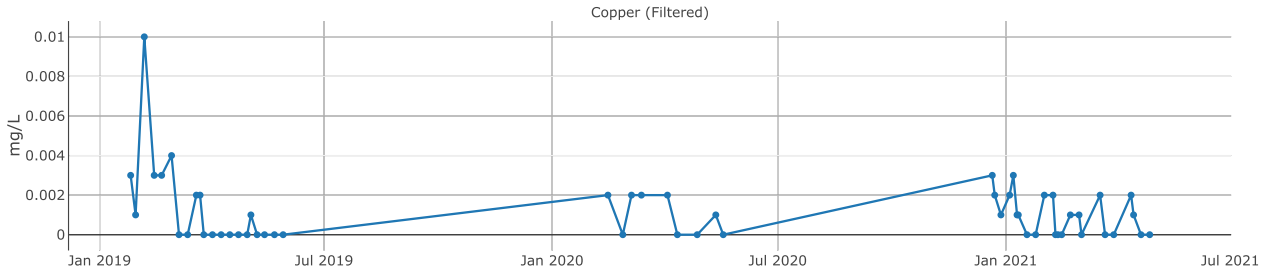
Copper (Filtered)
mg/L
0.01
0.008
0.006
0.004
0.002
0
Jan 2019
Jul 2019
Jan 2020
Jul 2020
Jan 2021
Jul 2021

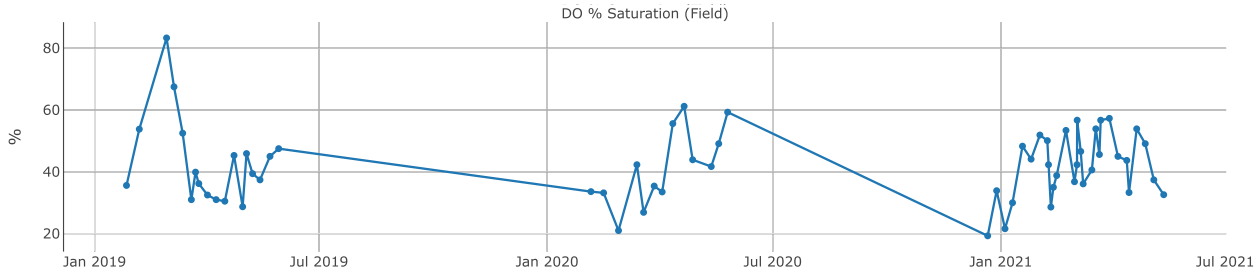
DO % Saturation (Field)
%
80
60
40
20
Jan 2019
Jul 2019
Jan 2020
Jul 2020
Jan 2021
Jul 2021

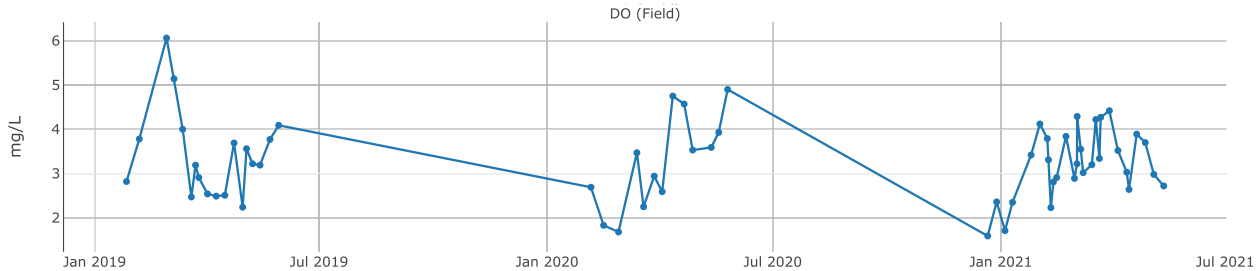
DO (Field)
mg/L
6
5
4
3
2
Jan 2019
Jul 2019
Jan 2020
Jul 2020
Jan 2021
Jul 2021

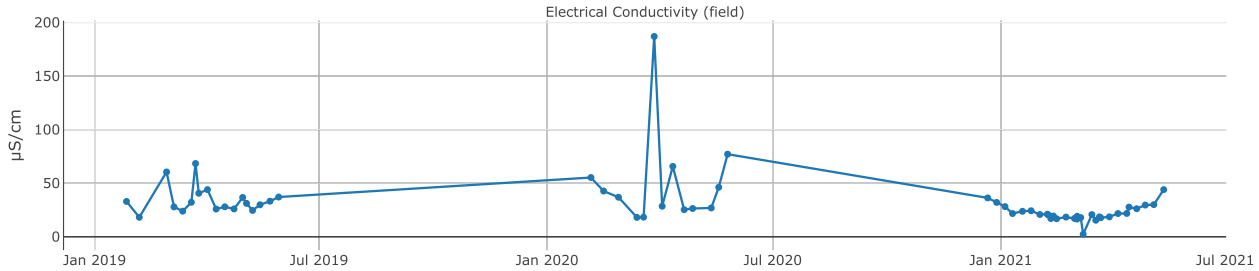
Electrical Conductivity (field)
µS/cm
200
150
100
50
0
Jan 2019
Jul 2019
Jan 2020
Jul 2020
Jan 2021
Jul 2021

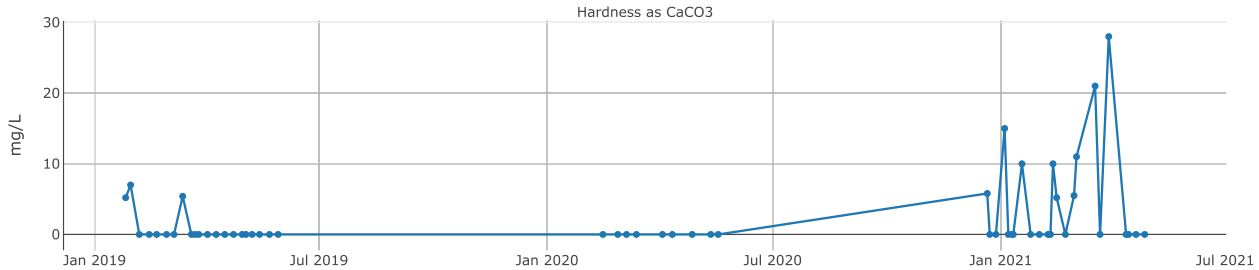
Hardness as CaCO3
mg/L
30
20
10
0
Jan 2019
Jul 2019
Jan 2020
Jul 2020
Jan 2021
Jul 2021

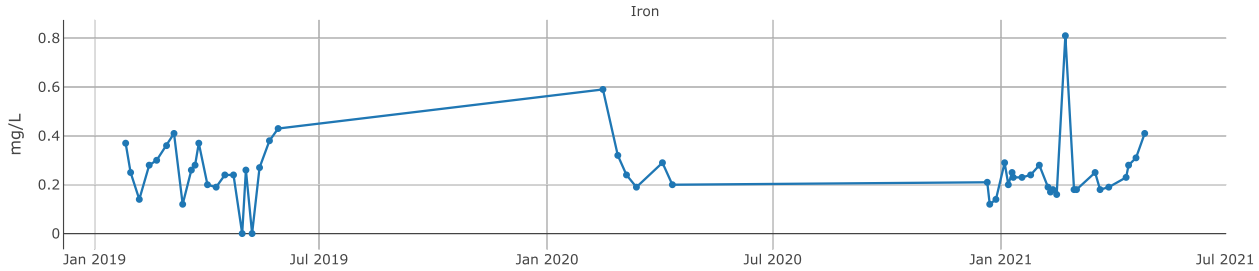
Iron
mg/L
0.8
0.6
0.4
0.2
0
Jan 2019
Jul 2019
Jan 2020
Jul 2020
Jan 2021
Jul 2021

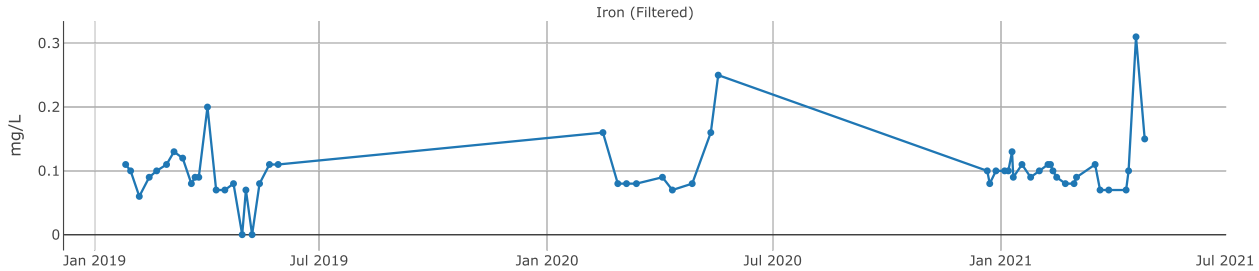
Iron (Filtered)
mg/L
0.3
0.2
0.1
0
Jan 2019
Jul 2019
Jan 2020
Jul 2020
Jan 2021
Jul 2021

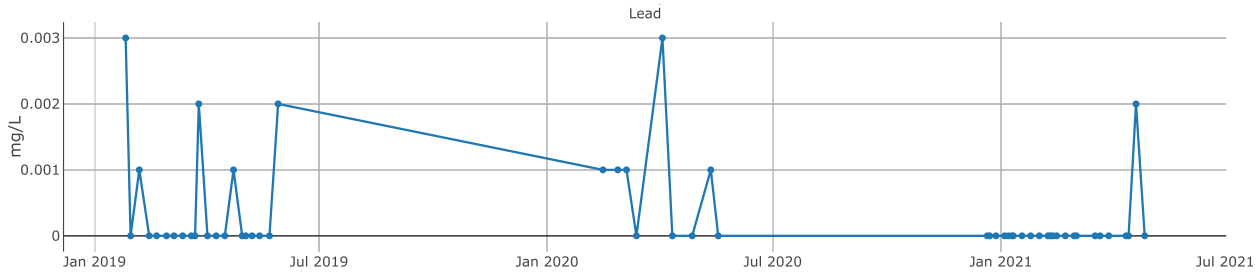
Lead
mg/L
0.003
0.002
0.001
0
Jan 2019
Jul 2019
Jan 2020
Jul 2020
Jan 2021
Jul 2021

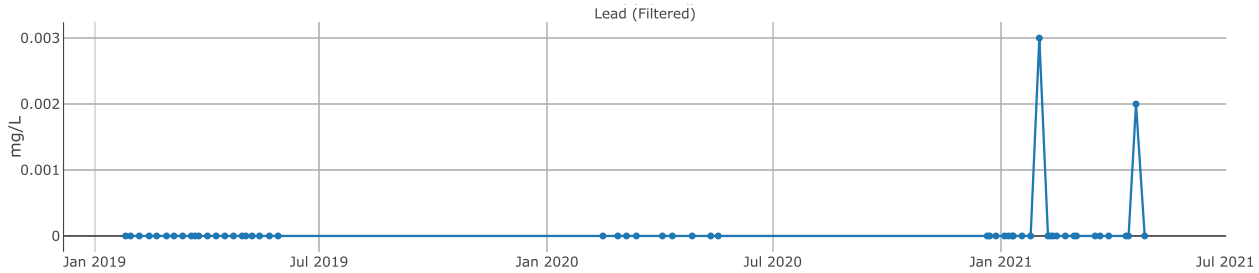
Lead (Filtered)
mg/L
0.003
0.002
0.001
0
Jan 2019
Jul 2019
Jan 2020
Jul 2020
Jan 2021
Jul 2021

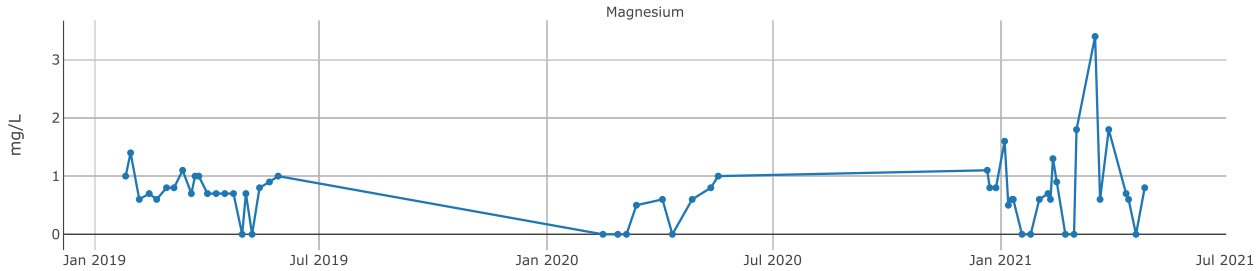
Magnesium
mg/L
0
1
2
3
Jan 2019
Jul 2019
Jan 2020
Jul 2020
Jan 2021
Jul 2021

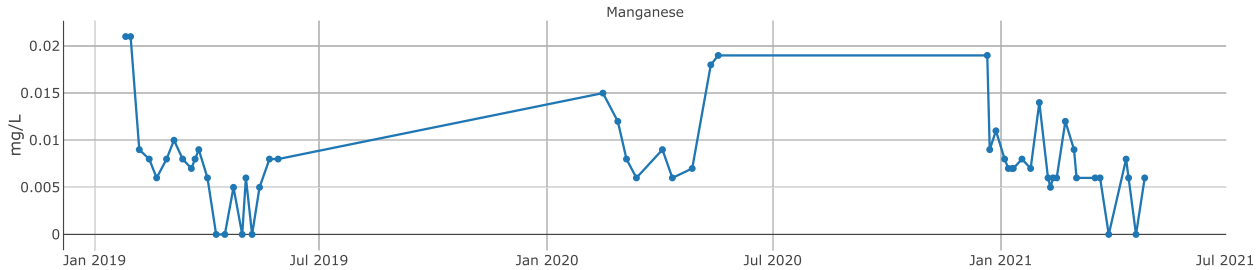
Manganese
mg/L
0
0.005
0.01
0.015
0.02
Jan 2019
Jul 2019
Jan 2020
Jul 2020
Jan 2021
Jul 2021

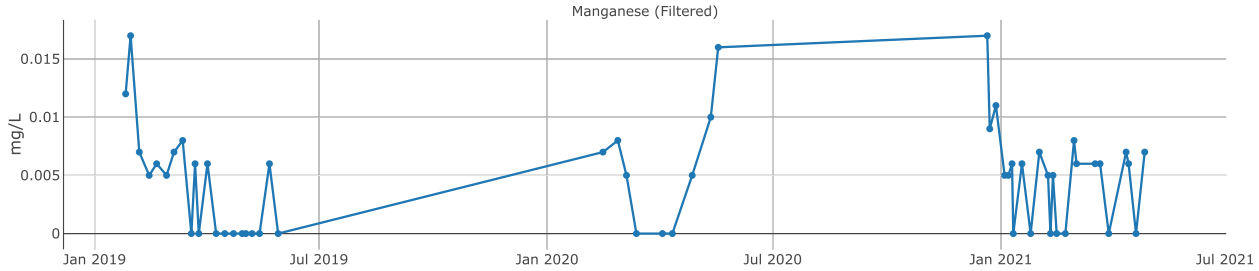
Manganese (Filtered)
mg/L
0
0.005
0.01
0.015
Jan 2019
Jul 2019
Jan 2020
Jul 2020
Jan 2021
Jul 2021

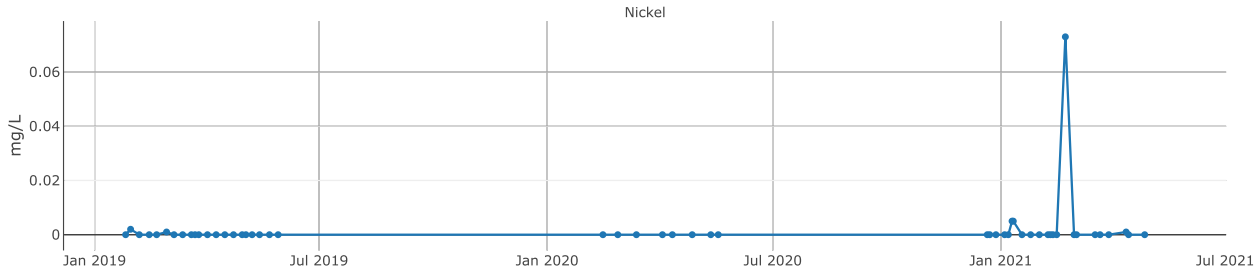
Nickel
mg/L
0
0.02
0.04
0.06
Jan 2019
Jul 2019
Jan 2020
Jul 2020
Jan 2021
Jul 2021

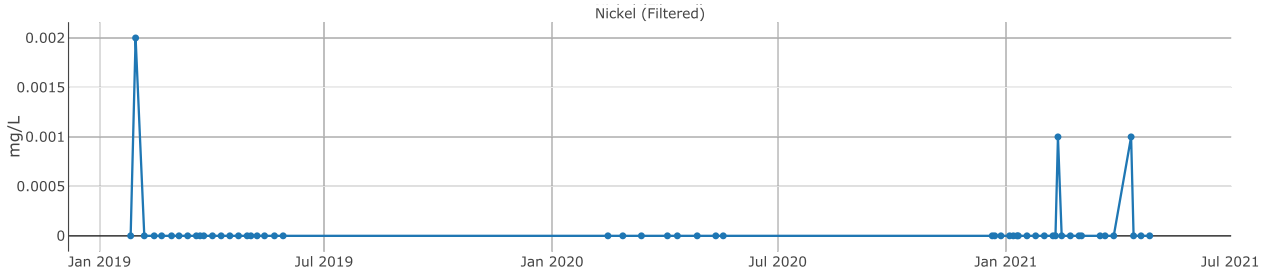
Nickel (Filtered)
mg/L
0
0.0005
0.001
0.0015
0.002
Jan 2019
Jul 2019
Jan 2020
Jul 2020
Jan 2021
Jul 2021

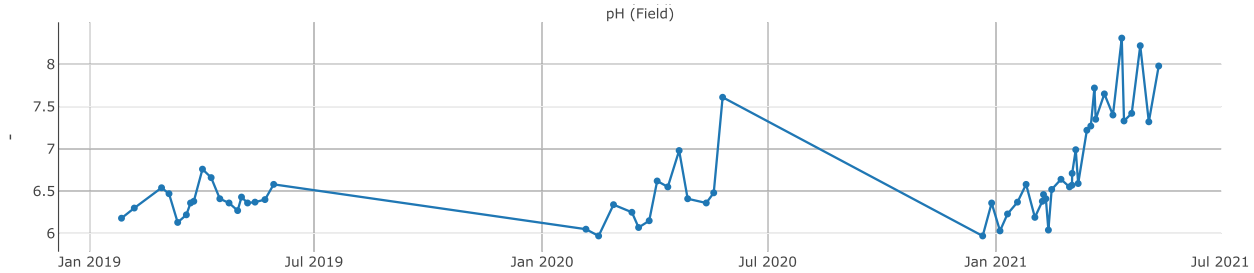
pH (Field)
6
6.5
7
7.5
8
Jan 2019
Jul 2019
Jan 2020
Jul 2020
Jan 2021
Jul 2021

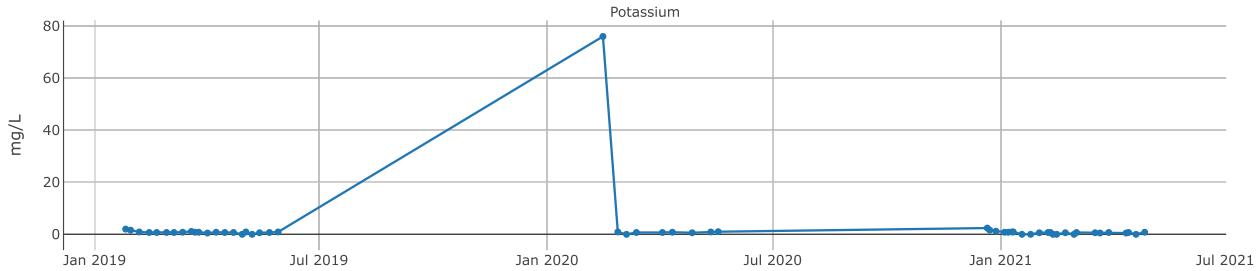
Potassium
mg/L
80
60
40
20
0
Jan 2019
Jul 2019
Jan 2020
Jul 2020
Jan 2021
Jul 2021

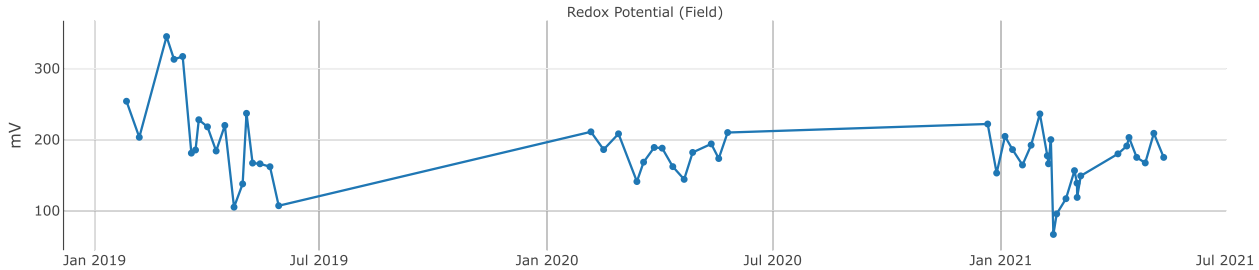
Redox Potential (Field)
mV
300
200
100
Jan 2019
Jul 2019
Jan 2020
Jul 2020
Jan 2021
Jul 2021

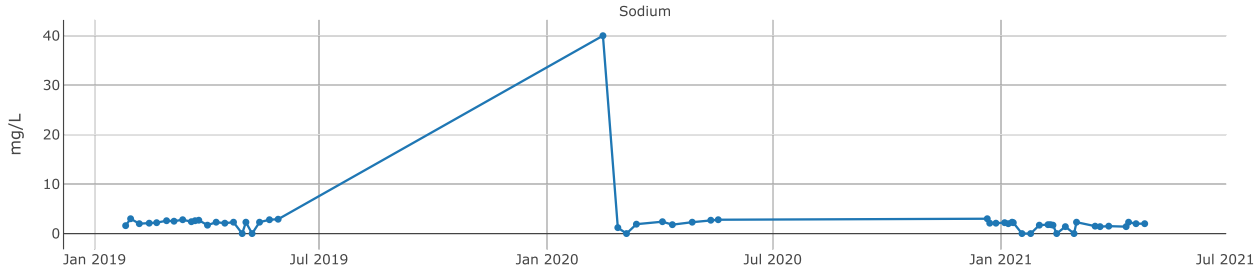
Sodium
mg/L
40
30
20
10
0
Jan 2019
Jul 2019
Jan 2020
Jul 2020
Jan 2021
Jul 2021

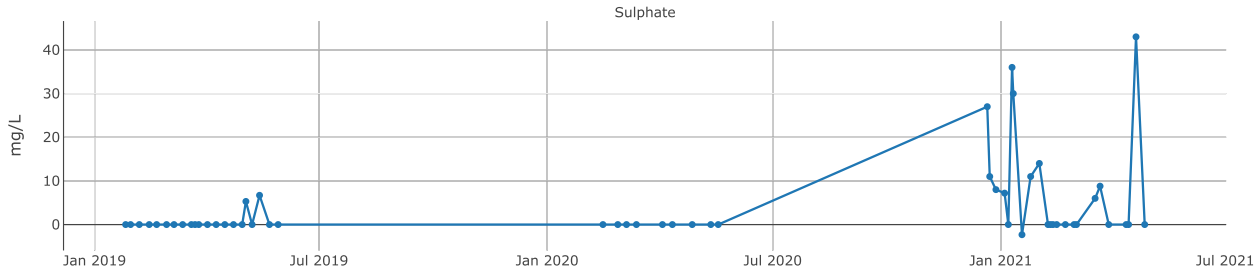
Sulphate
mg/L
40
30
20
10
0
Jan 2019
Jul 2019
Jan 2020
Jul 2020
Jan 2021
Jul 2021

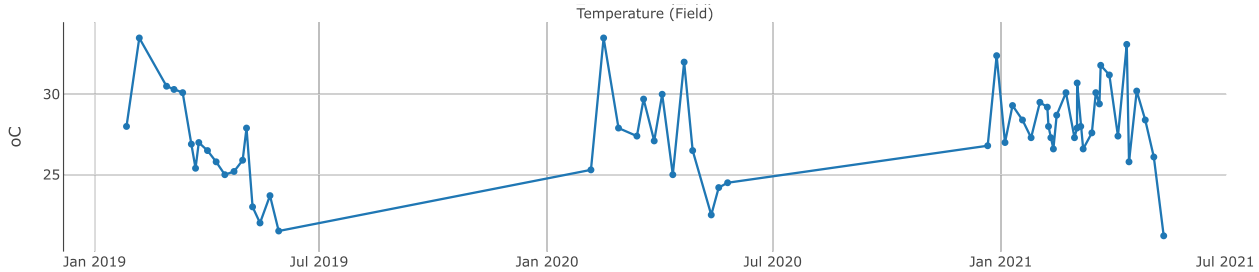
Temperature (Field)
oC
30
25
Jan 2019
Jul 2019
Jan 2020
Jul 2020
Jan 2021
Jul 2021

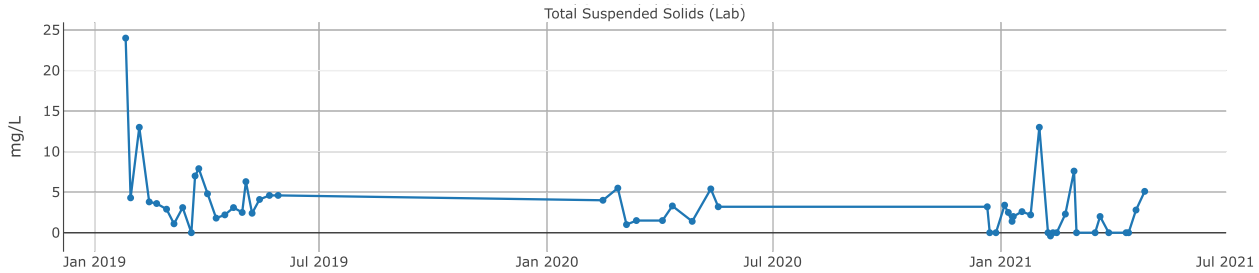
Total Suspended Solids (Lab)
mg/L
25
20
15
10
5
0
Jan 2019
Jul 2019
Jan 2020
Jul 2020
Jan 2021
Jul 2021

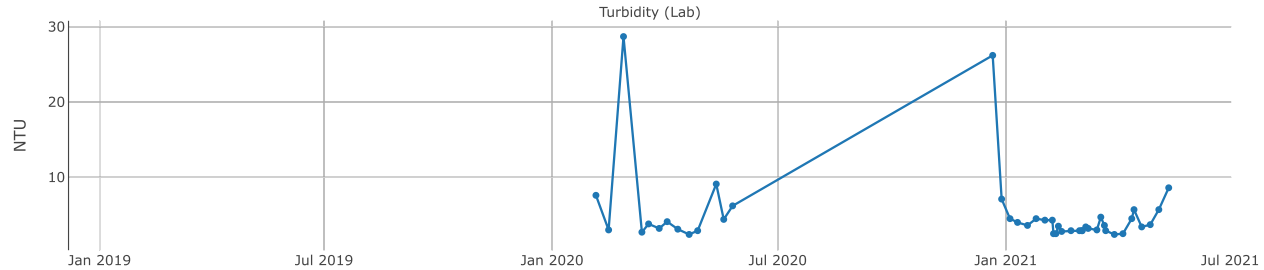

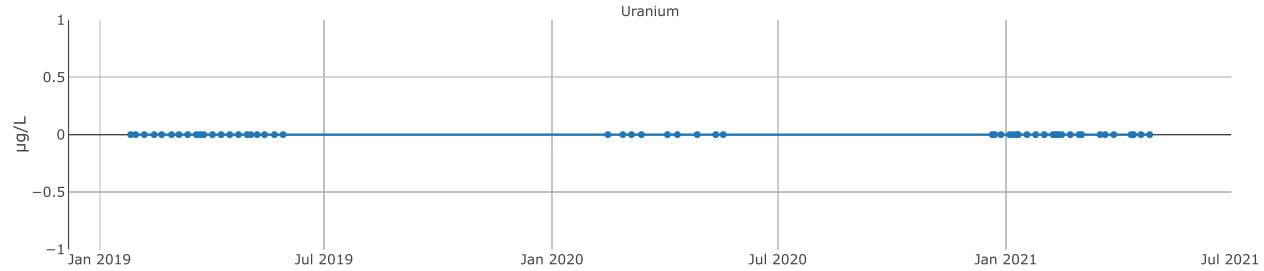

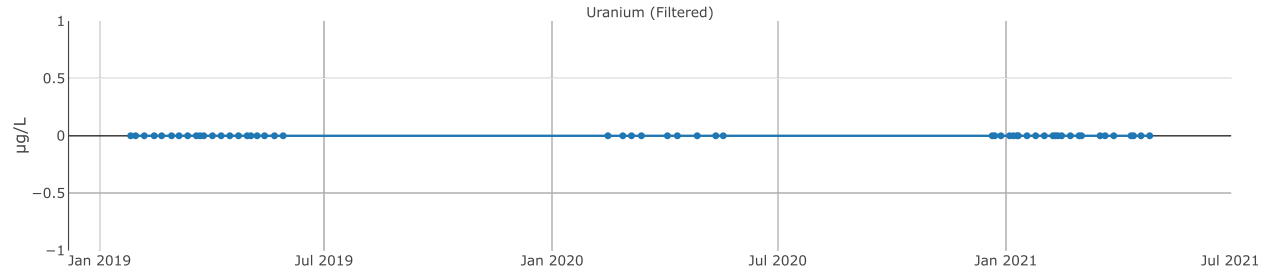

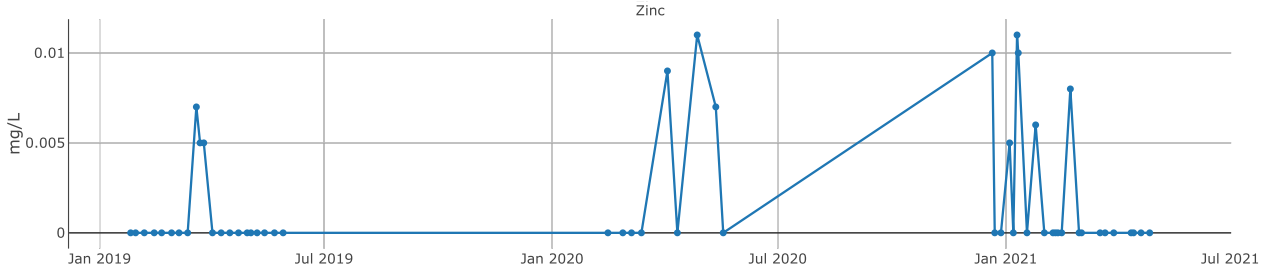

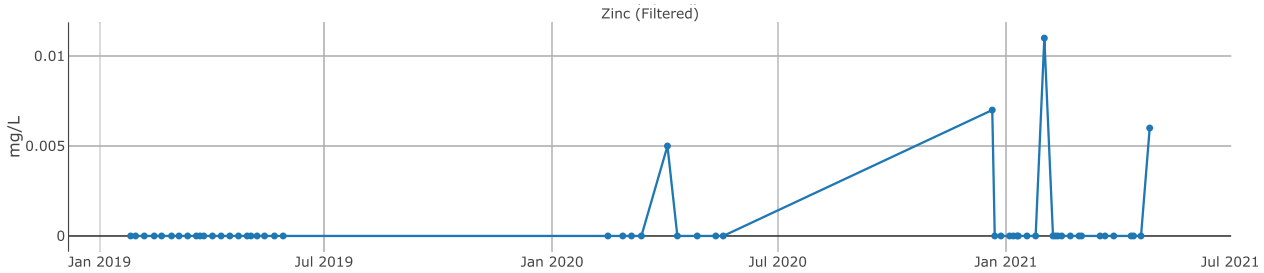

The report was generated based on the following filter:
Sampled Date between "01 Jul 2018" and "30 Jun 2021",
Locations In "SITE4"

Publication Date: 01 Jul 2021

Chemistry Graph

SITE5

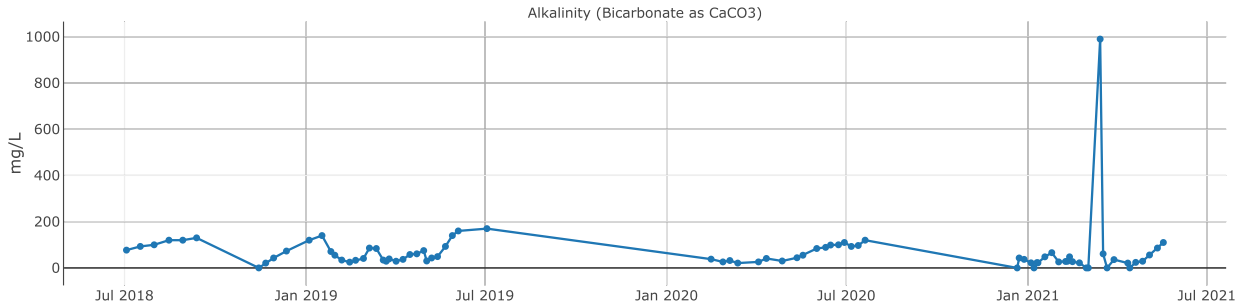

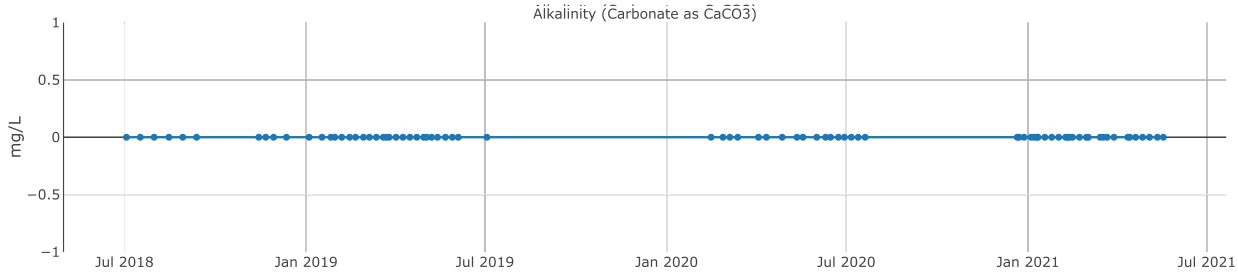

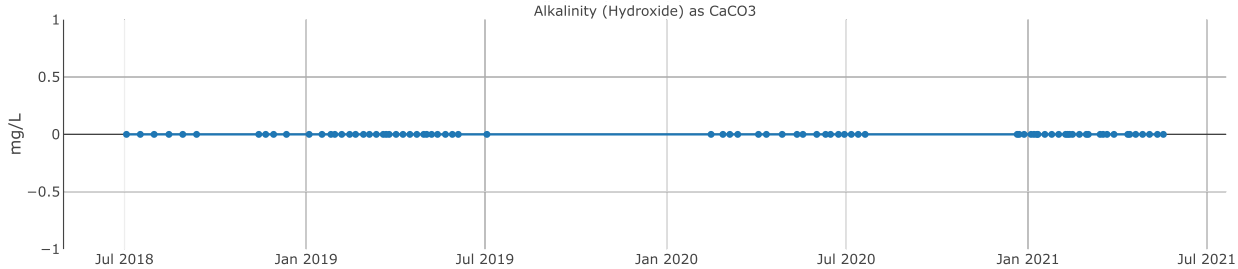

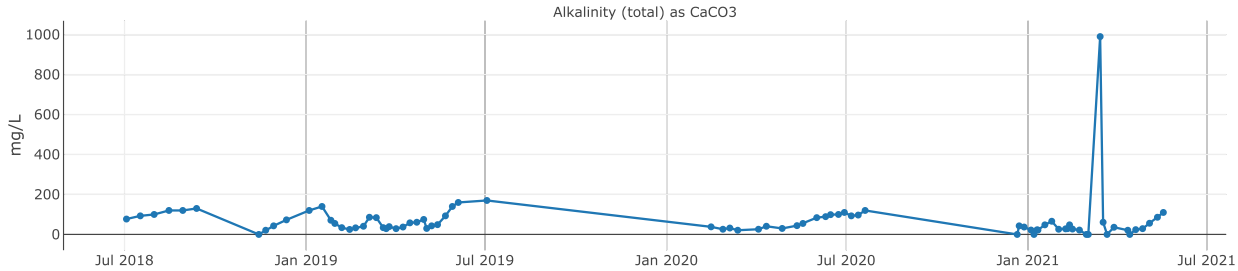

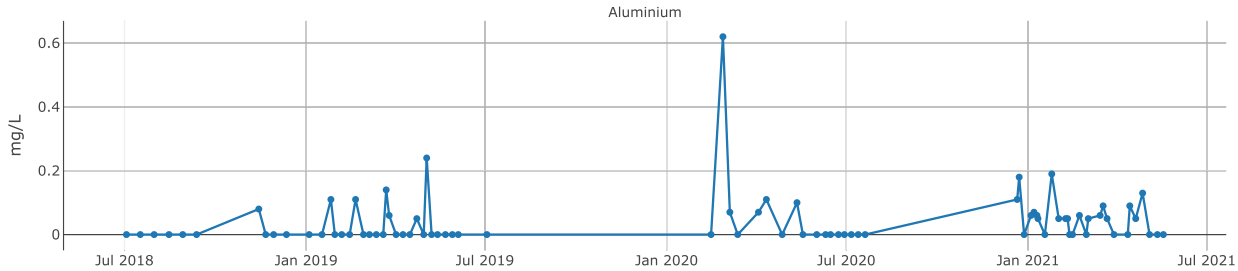

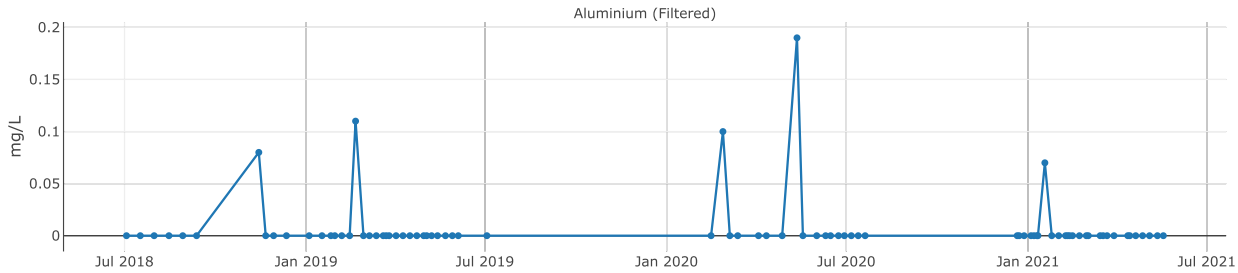

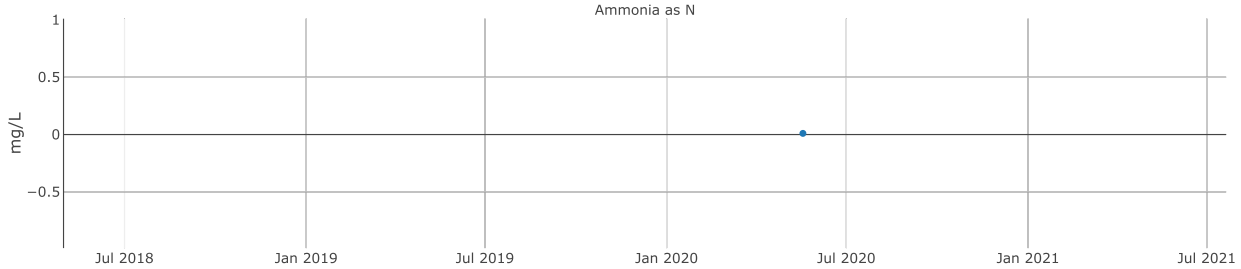
Ammonia as N
mg/L
1
0.5
0
−0.5
Jul 2018
Jan 2019
Jul 2019
Jan 2020
Jul 2020
Jan 2021
Jul 2021

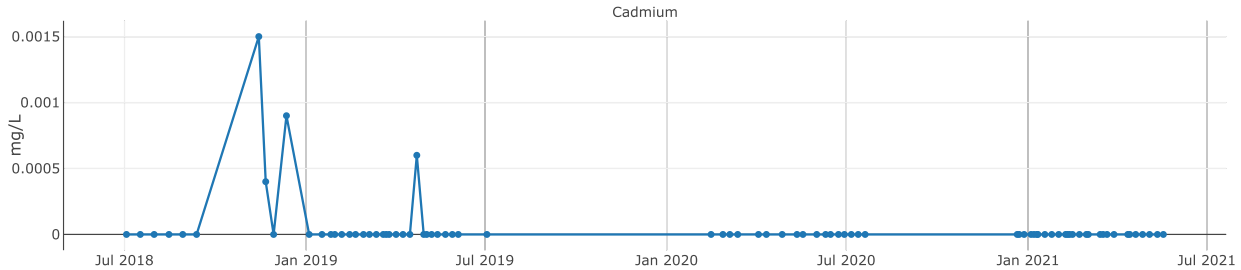
Cadmium
mg/L
0.0015
0.001
0.0005
0
Jul 2018
Jan 2019
Jul 2019
Jan 2020
Jul 2020
Jan 2021
Jul 2021

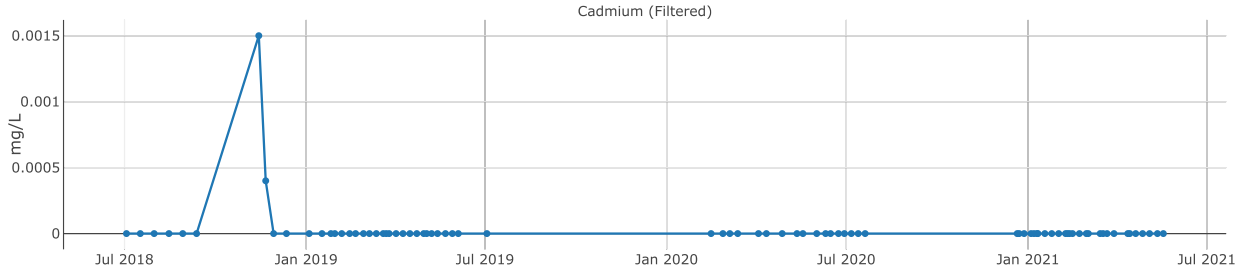
Cadmium (Filtered)
mg/L
0.0015
0.001
0.0005
0
Jul 2018
Jan 2019
Jul 2019
Jan 2020
Jul 2020
Jan 2021
Jul 2021

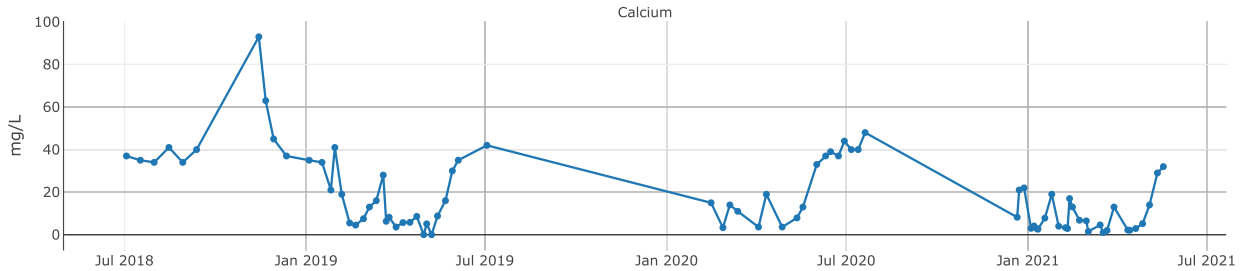
Calcium
mg/L
100
80
60
40
20
0
Jul 2018
Jan 2019
Jul 2019
Jan 2020
Jul 2020
Jan 2021
Jul 2021

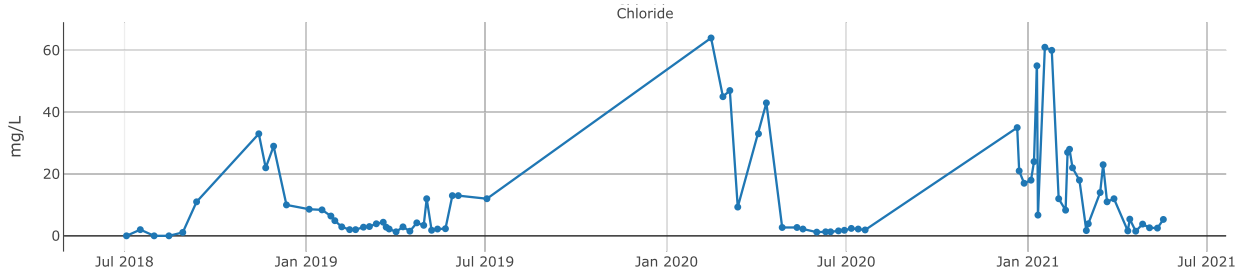
Chloride
mg/L
60
40
20
0
Jul 2018
Jan 2019
Jul 2019
Jan 2020
Jul 2020
Jan 2021
Jul 2021

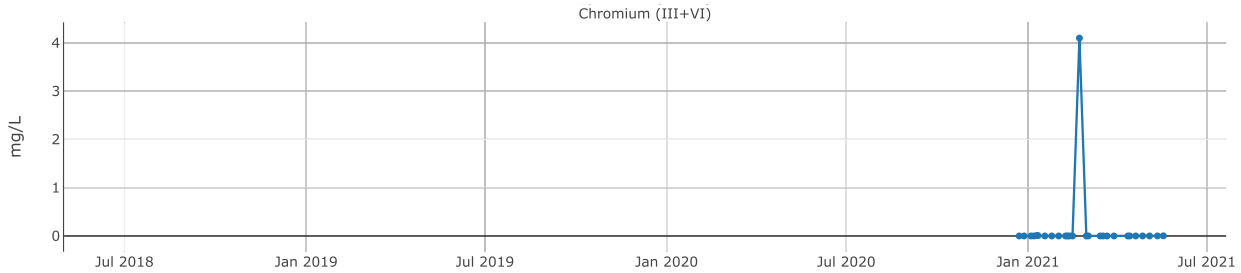
Chromium (III+VI)
mg/L
4
3
2
1
0
Jul 2018
Jan 2019
Jul 2019
Jan 2020
Jul 2020
Jan 2021
Jul 2021

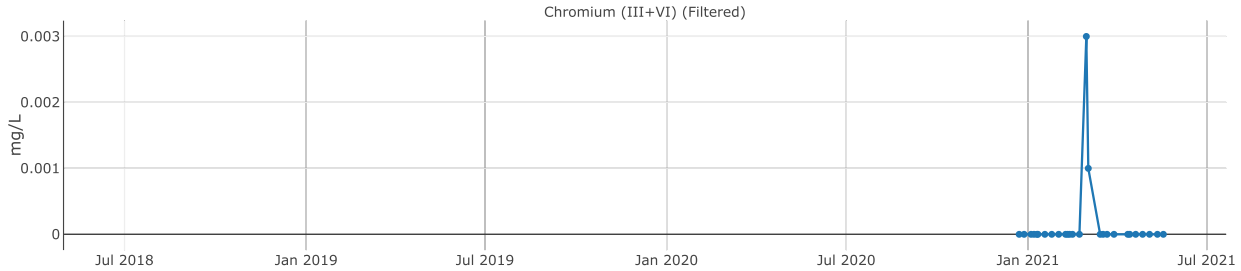
Chromium (III+VI) (Filtered)
mg/L
0.003
0.002
0.001
0
Jul 2018
Jan 2019
Jul 2019
Jan 2020
Jul 2020
Jan 2021
Jul 2021

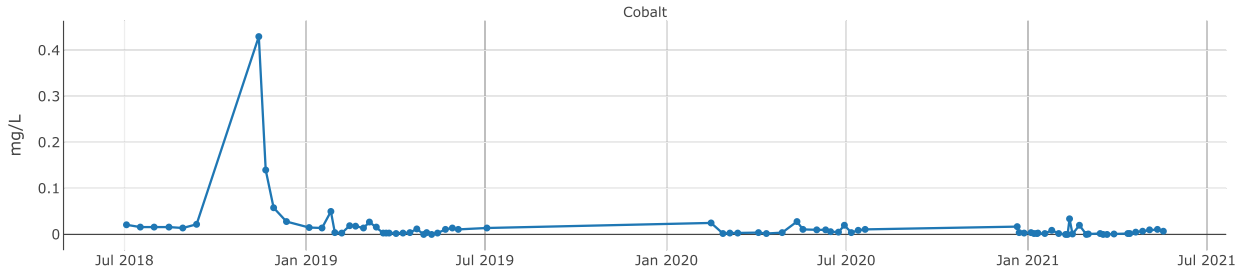
Cobalt
mg/L
0.4
0.3
0.2
0.1
0
Jul 2018
Jan 2019
Jul 2019
Jan 2020
Jul 2020
Jan 2021
Jul 2021

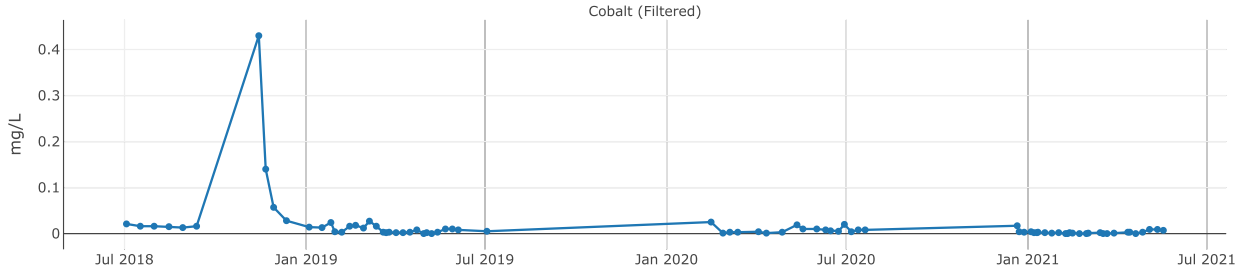
Cobalt (Filtered)
mg/L
0.4
0.3
0.2
0.1
0
Jul 2018
Jan 2019
Jul 2019
Jan 2020
Jul 2020
Jan 2021
Jul 2021

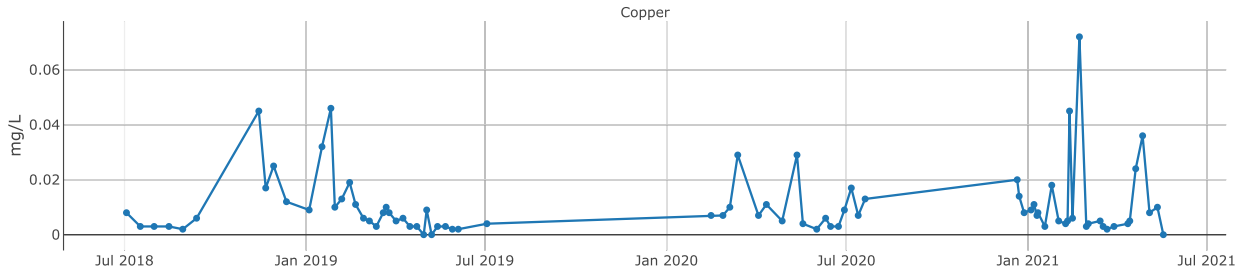
Copper
mg/L
0.06
0.04
0.02
0
Jul 2018
Jan 2019
Jul 2019
Jan 2020
Jul 2020
Jan 2021
Jul 2021

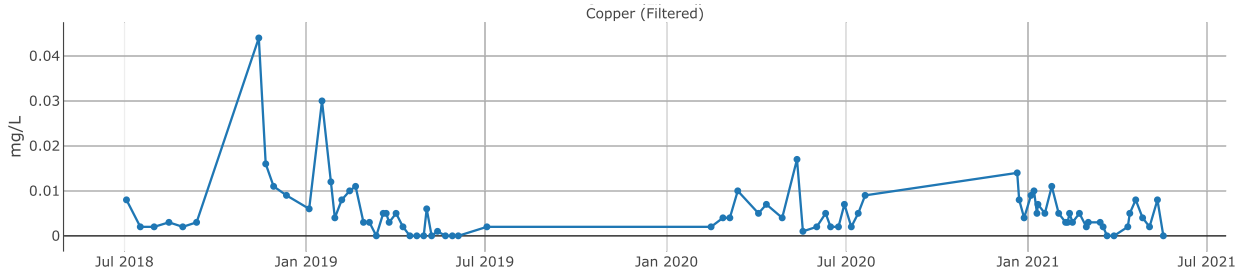
Copper (Filtered)
mg/L
0.04
0.03
0.02
0.01
0
Jul 2018
Jan 2019
Jul 2019
Jan 2020
Jul 2020
Jan 2021
Jul 2021

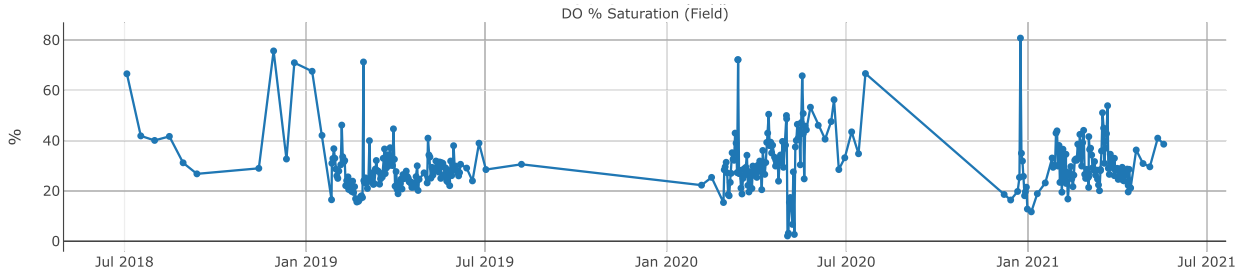
DO % Saturation (Field)
%
80
60
40
20
0
Jul 2018
Jan 2019
Jul 2019
Jan 2020
Jul 2020
Jan 2021
Jul 2021

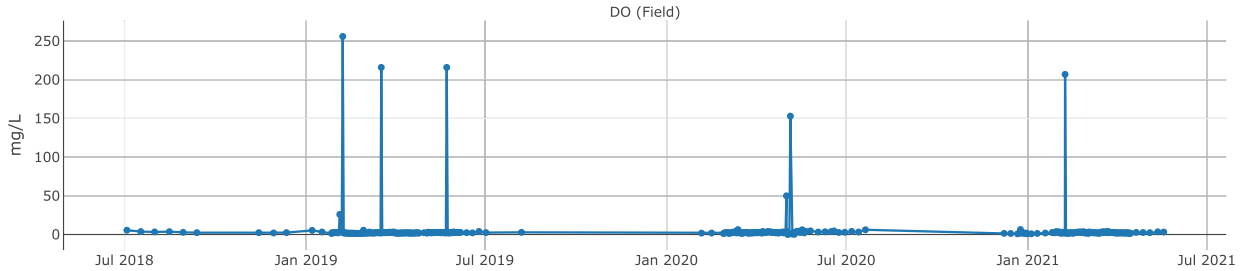
DO (Field)
mg/L
250
200
150
100
50
0
Jul 2018
Jan 2019
Jul 2019
Jan 2020
Jul 2020
Jan 2021
Jul 2021

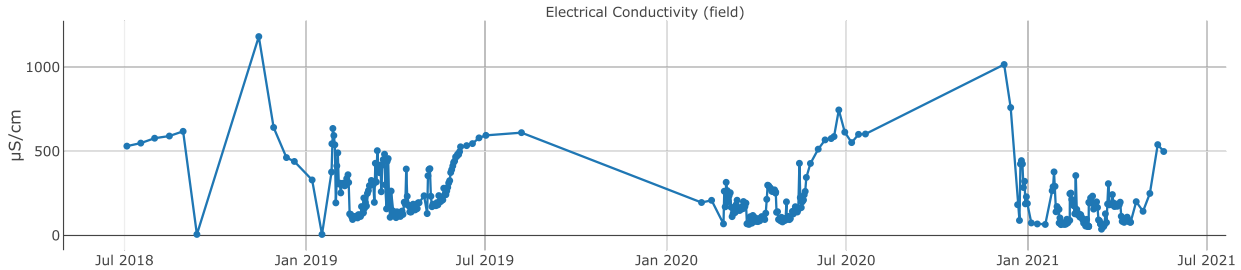
Electrical Conductivity (field)
µS/cm
1000
500
0
Jul 2018
Jan 2019
Jul 2019
Jan 2020
Jul 2020
Jan 2021
Jul 2021

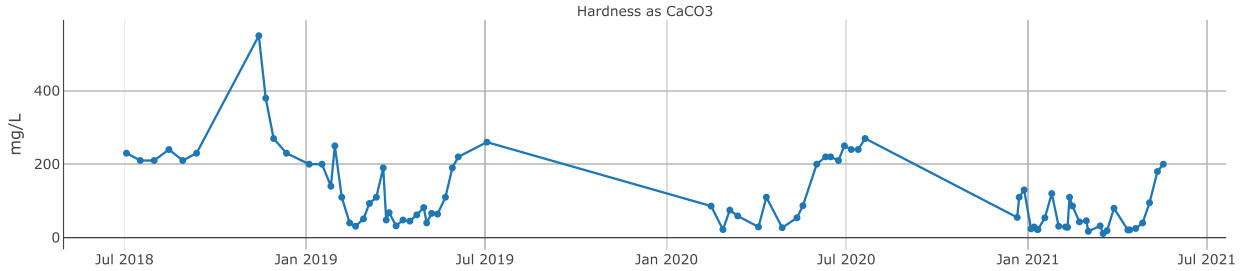
Hardness as CaCO3
mg/L
400
200
0
Jul 2018
Jan 2019
Jul 2019
Jan 2020
Jul 2020
Jan 2021
Jul 2021

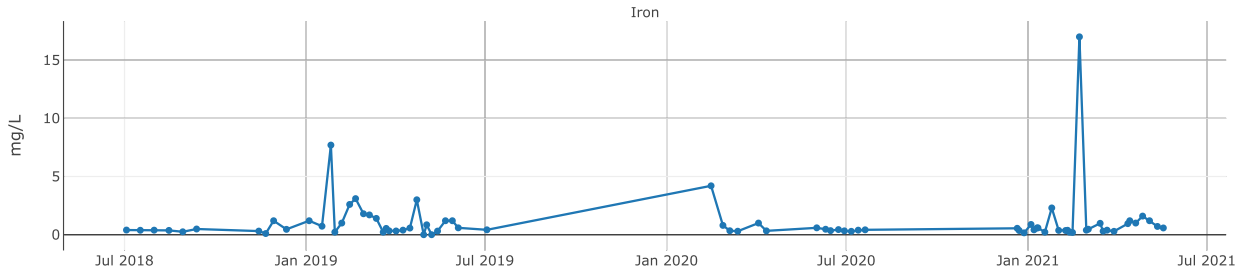
Iron
mg/L
15
10
5
0
Jul 2018
Jan 2019
Jul 2019
Jan 2020
Jul 2020
Jan 2021
Jul 2021

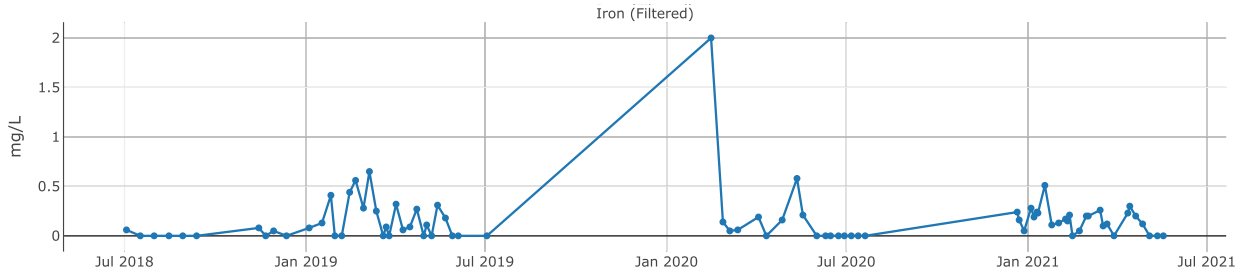
Iron (Filtered)
mg/L
2
1.5
1
0.5
0
Jul 2018
Jan 2019
Jul 2019
Jan 2020
Jul 2020
Jan 2021
Jul 2021

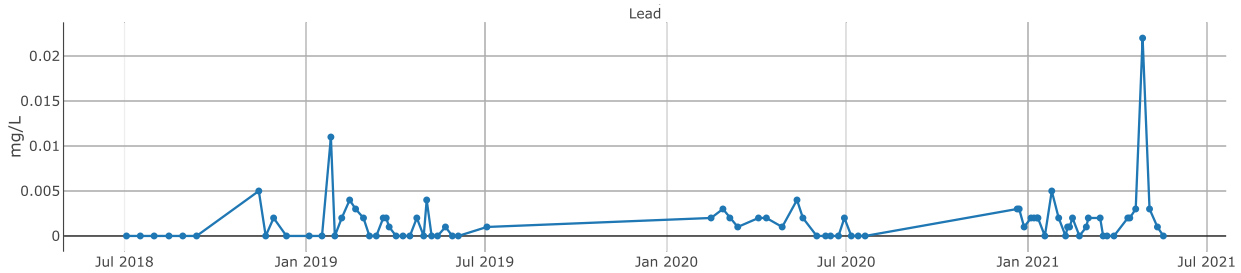
Lead
mg/L
0.02
0.015
0.01
0.005
0
Jul 2018
Jan 2019
Jul 2019
Jan 2020
Jul 2020
Jan 2021
Jul 2021

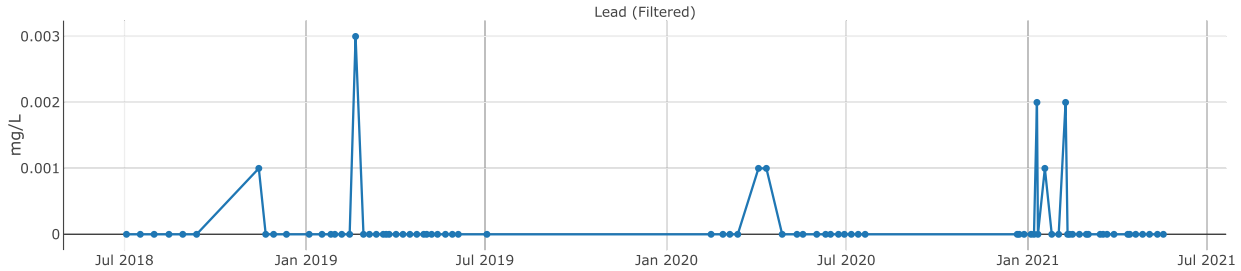
Lead (Filtered)
mg/L
0.003
0.002
0.001
0
Jul 2018
Jan 2019
Jul 2019
Jan 2020
Jul 2020
Jan 2021
Jul 2021

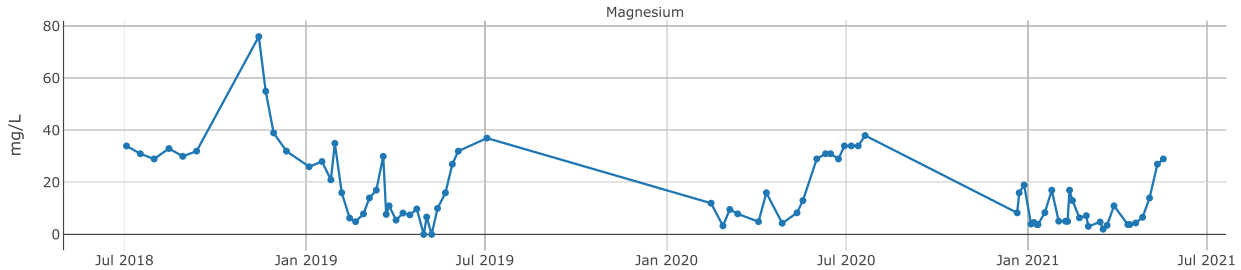
Magnesium
mg/L
80
60
40
20
0
Jul 2018
Jan 2019
Jul 2019
Jan 2020
Jul 2020
Jan 2021
Jul 2021

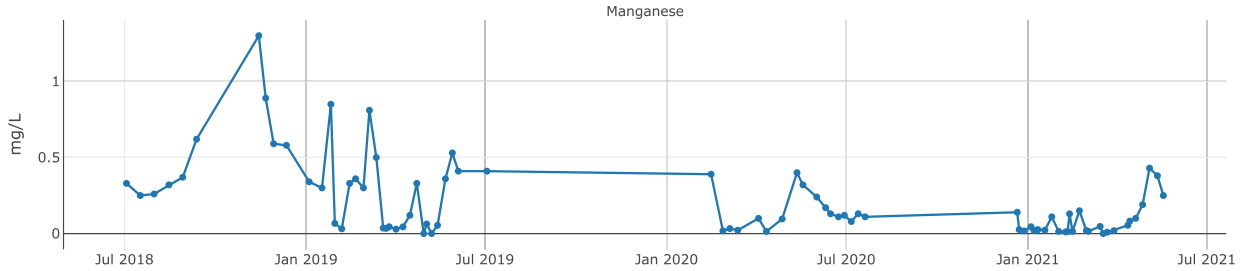
Manganese
mg/L
1
0.5
0
Jul 2018
Jan 2019
Jul 2019
Jan 2020
Jul 2020
Jan 2021
Jul 2021

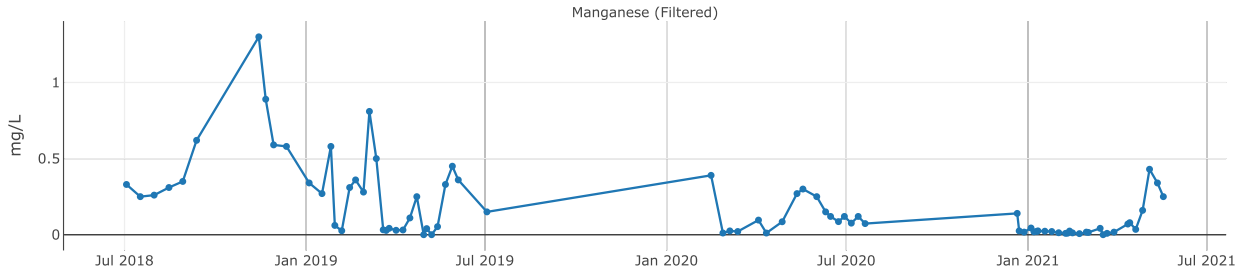
Manganese (Filtered)
mg/L
1
0.5
0
Jul 2018
Jan 2019
Jul 2019
Jan 2020
Jul 2020
Jan 2021
Jul 2021

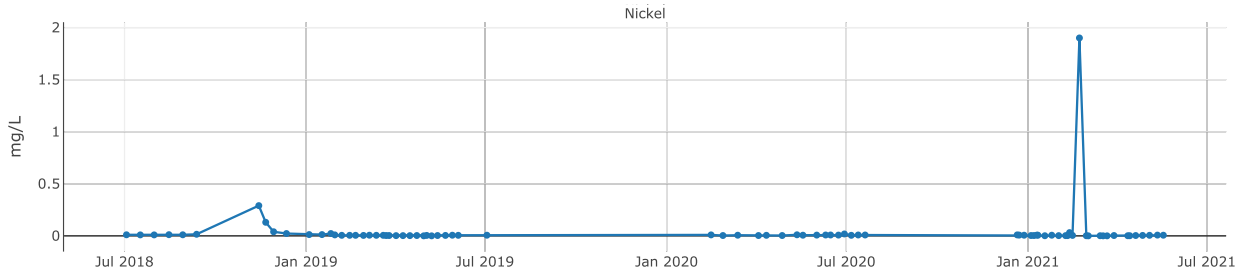
Nickel
mg/L
2
1.5
1
0.5
0
Jul 2018
Jan 2019
Jul 2019
Jan 2020
Jul 2020
Jan 2021
Jul 2021

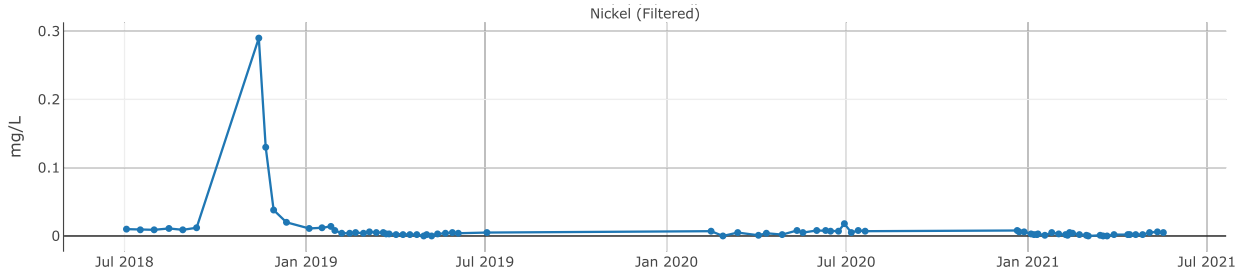
Nickel (Filtered)
mg/L
0.3
0.2
0.1
0
Jul 2018
Jan 2019
Jul 2019
Jan 2020
Jul 2020
Jan 2021
Jul 2021

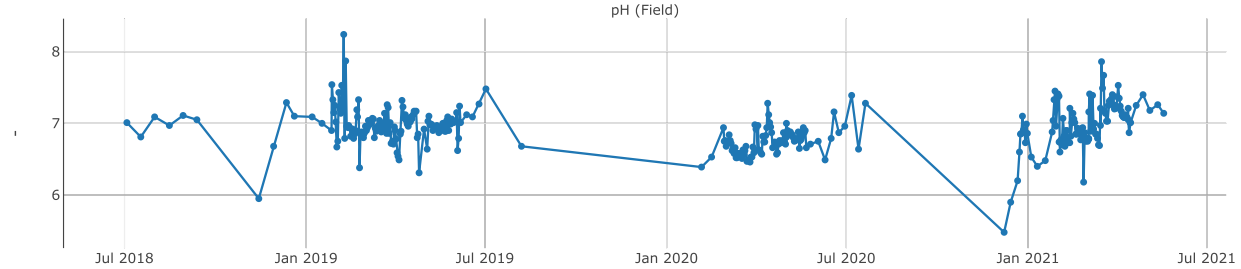
pH (Field)
-
8
7
6
Jul 2018
Jan 2019
Jul 2019
Jan 2020
Jul 2020
Jan 2021
Jul 2021

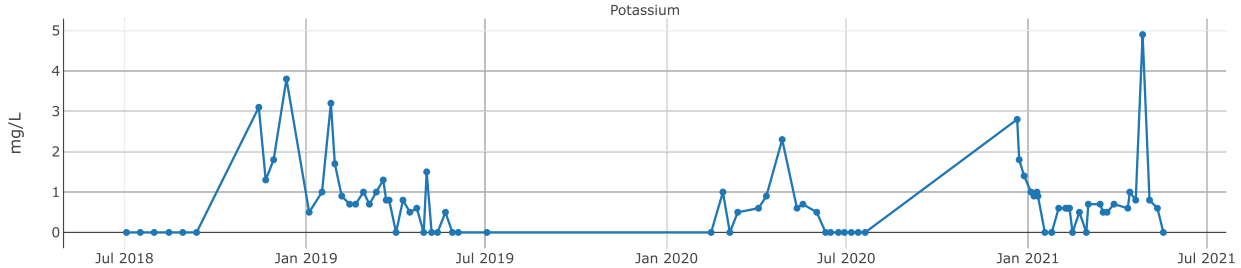
Potassium
mg/L
5
4
3
2
1
0
Jul 2018
Jan 2019
Jul 2019
Jan 2020
Jul 2020
Jan 2021
Jul 2021

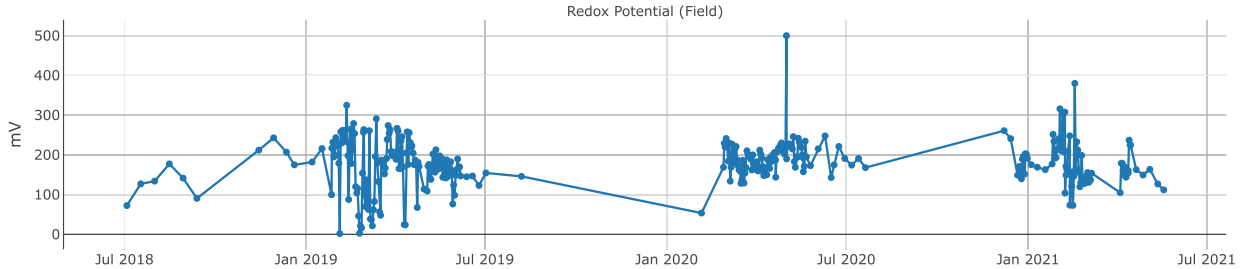
Redox Potential (Field)
mV
500
400
300
200
100
0
Jul 2018
Jan 2019
Jul 2019
Jan 2020
Jul 2020
Jan 2021
Jul 2021

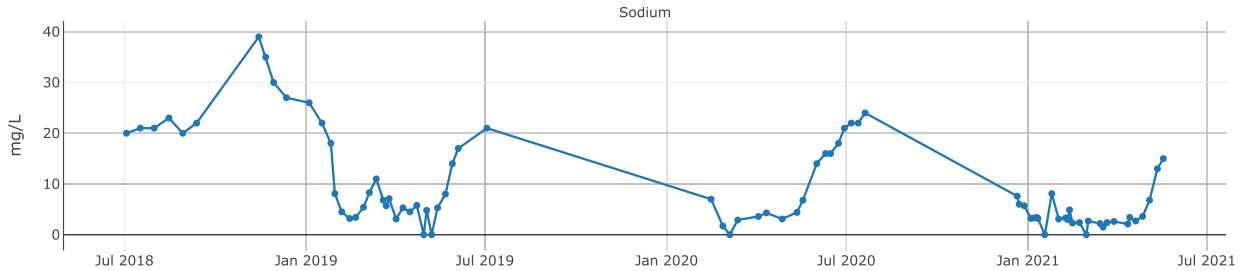
Sodium
mg/L
40
30
20
10
0
Jul 2018
Jan 2019
Jul 2019
Jan 2020
Jul 2020
Jan 2021
Jul 2021

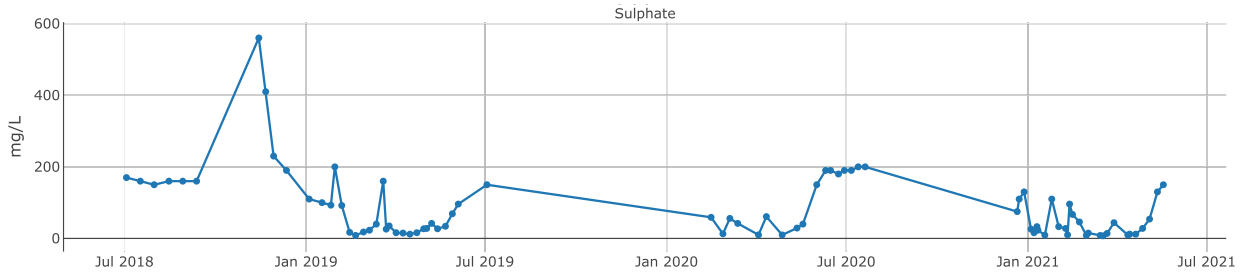
Sulphate
mg/L
600
400
200
0
Jul 2018
Jan 2019
Jul 2019
Jan 2020
Jul 2020
Jan 2021
Jul 2021

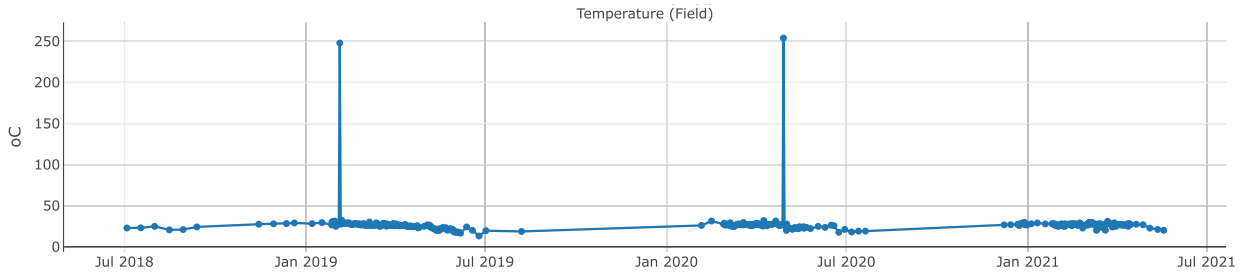
Temperature (Field)
oC
250
200
150
100
50
0
Jul 2018
Jan 2019
Jul 2019
Jan 2020
Jul 2020
Jan 2021
Jul 2021

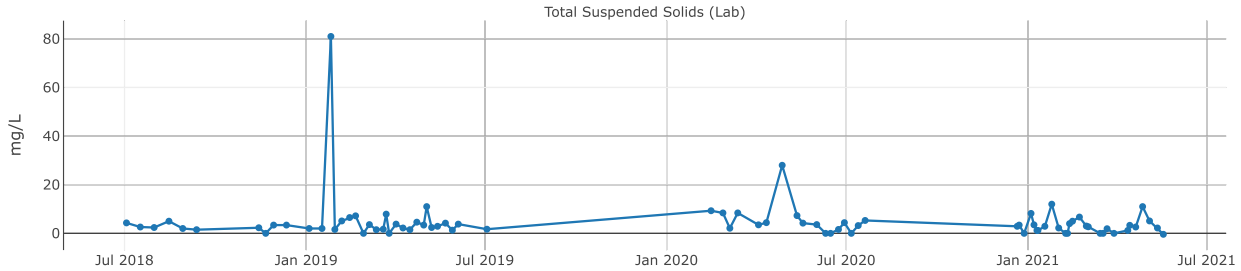
Total Suspended Solids (Lab)
mg/L
80
60
40
20
0
Jul 2018
Jan 2019
Jul 2019
Jan 2020
Jul 2020
Jan 2021
Jul 2021

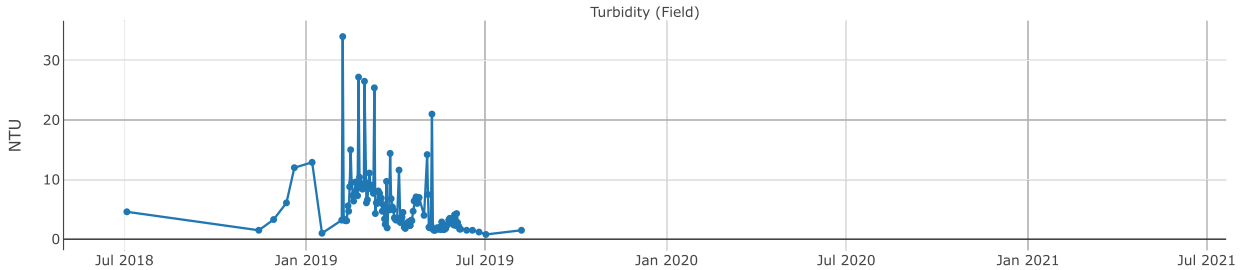
Turbidity (Field)
NTU
30
20
10
0
Jul 2018
Jan 2019
Jul 2019
Jan 2020
Jul 2020
Jan 2021
Jul 2021

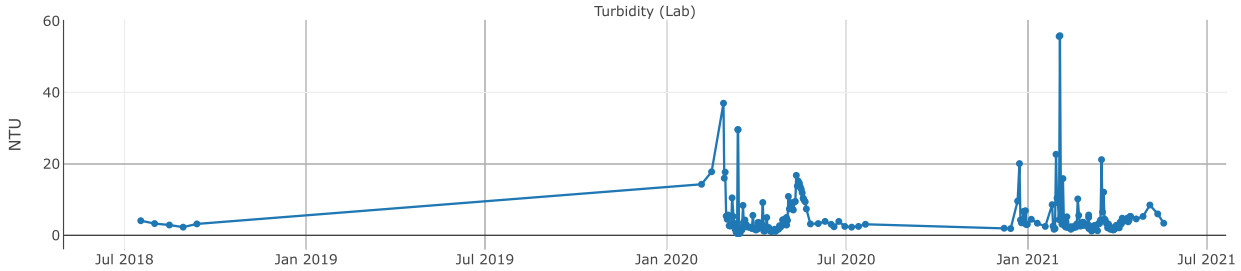
Turbidity (Lab)
NTU
60
40
20
0
Jul 2018
Jan 2019
Jul 2019
Jan 2020
Jul 2020
Jan 2021
Jul 2021

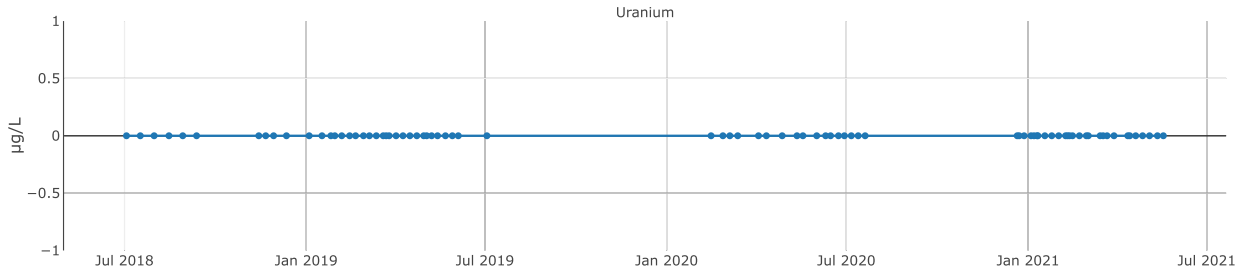
Uranium
µg/L
1
0.5
0
−0.5
−1
Jul 2018
Jan 2019
Jul 2019
Jan 2020
Jul 2020
Jan 2021
Jul 2021

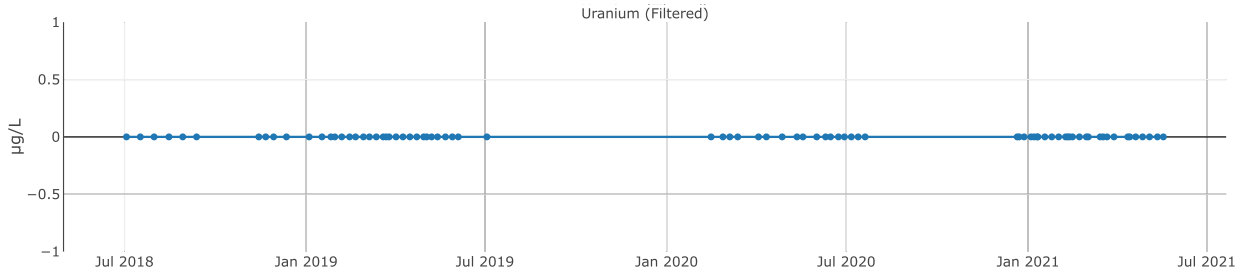
Uranium (Filtered)
µg/L
1
0.5
0
−0.5
−1
Jul 2018
Jan 2019
Jul 2019
Jan 2020
Jul 2020
Jan 2021
Jul 2021

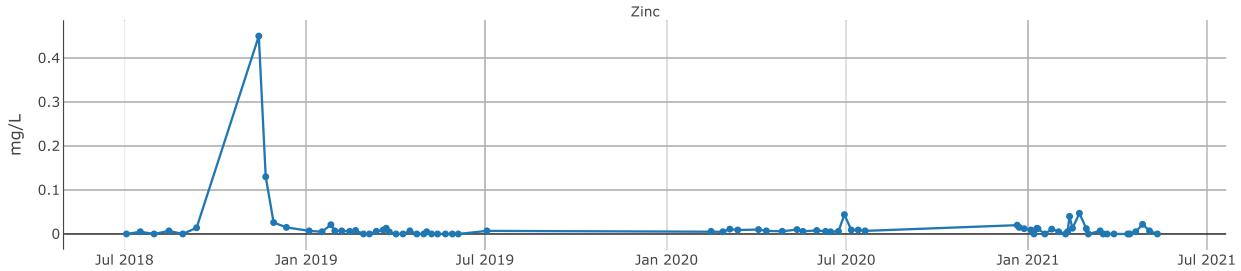
Zinc
mg/L
0.4
0.3
0.2
0.1
0
Jul 2018
Jan 2019
Jul 2019
Jan 2020
Jul 2020
Jan 2021
Jul 2021

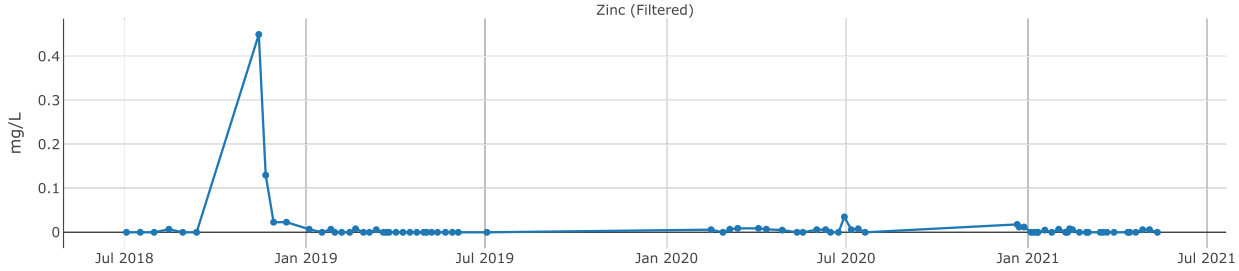

The report was generated based on the following filter:
Sampled Date between "01 Jul 2018" and "30 Jun 2021",
Locations In "SITE5"

Publication Date: 01 Jul 2021

Chemistry Graph

TREAT01

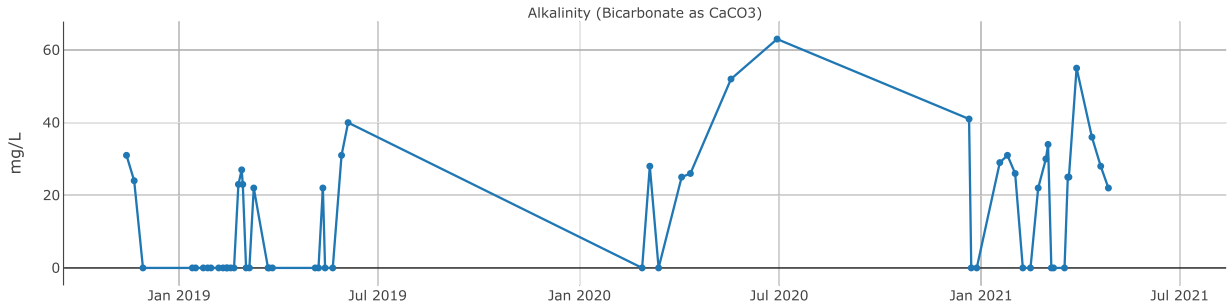

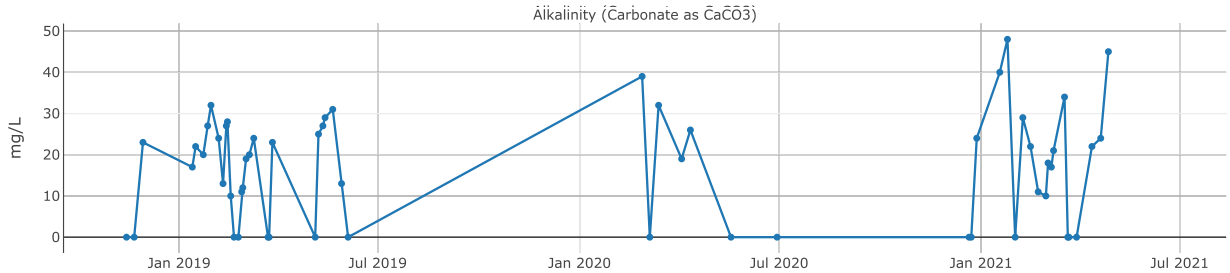

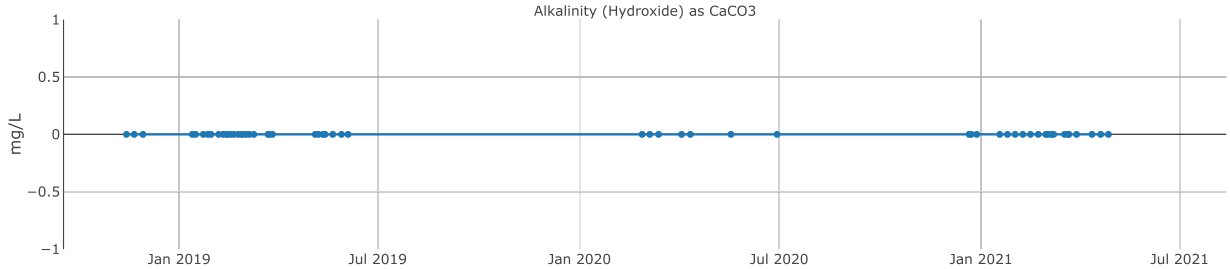

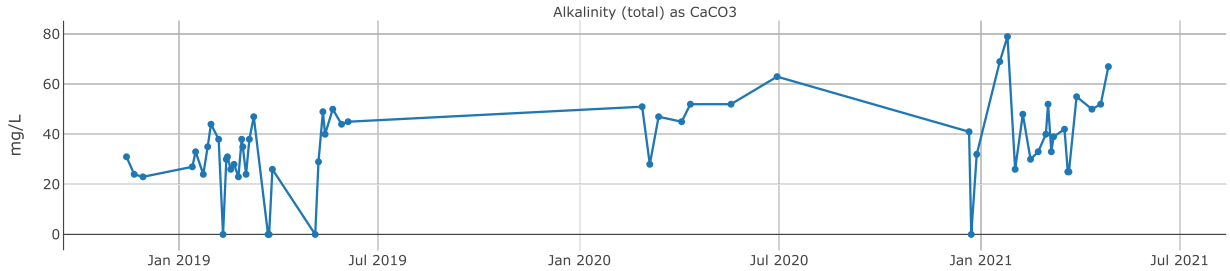

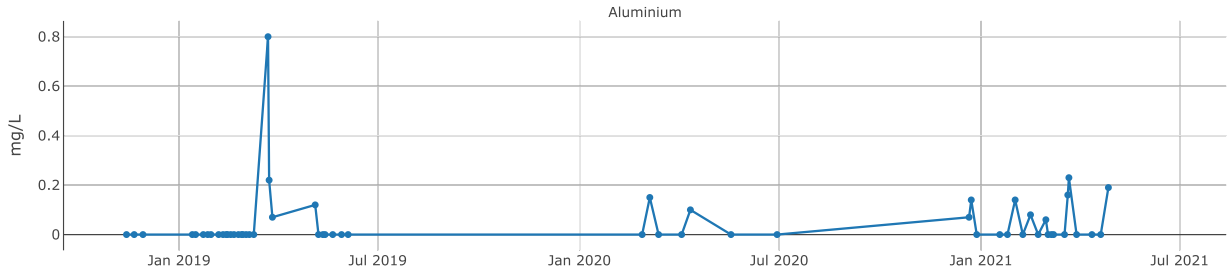

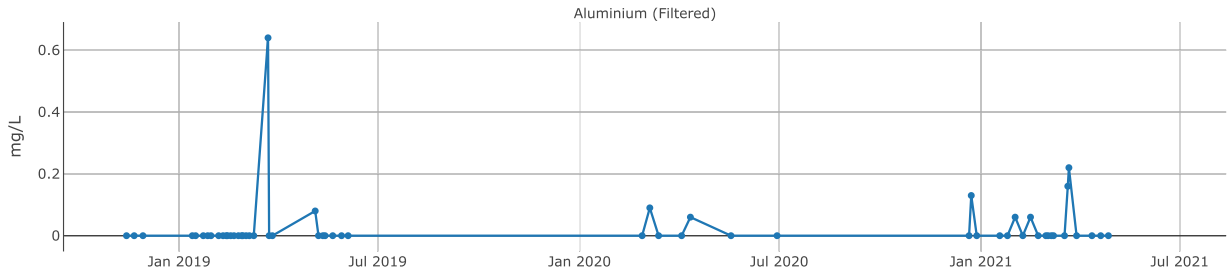

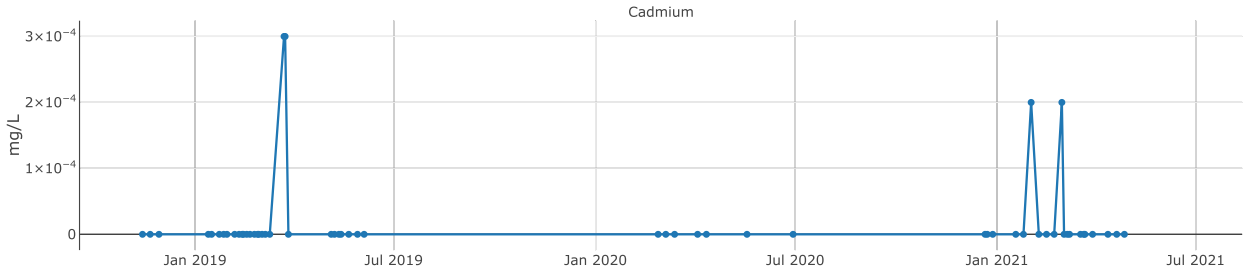
Cadmium
mg/L
3×10⁻⁴
2×10⁻⁴
1×10⁻⁴
0
Jan 2019
Jul 2019
Jan 2020
Jul 2020
Jan 2021
Jul 2021

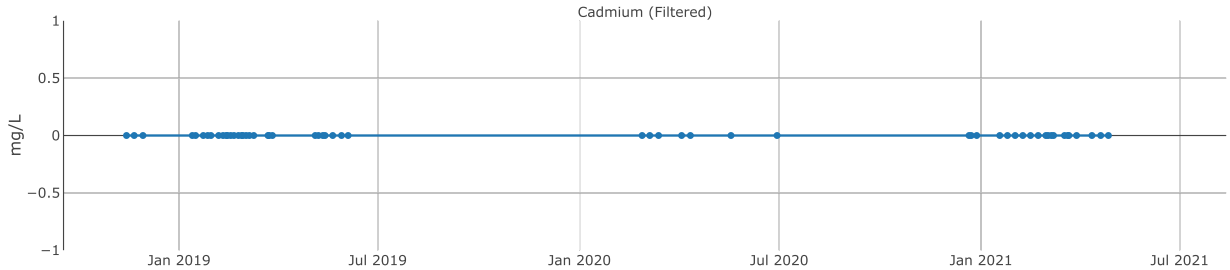
Cadmium (Filtered)
mg/L
1
0.5
0
−0.5
−1
Jan 2019
Jul 2019
Jan 2020
Jul 2020
Jan 2021
Jul 2021

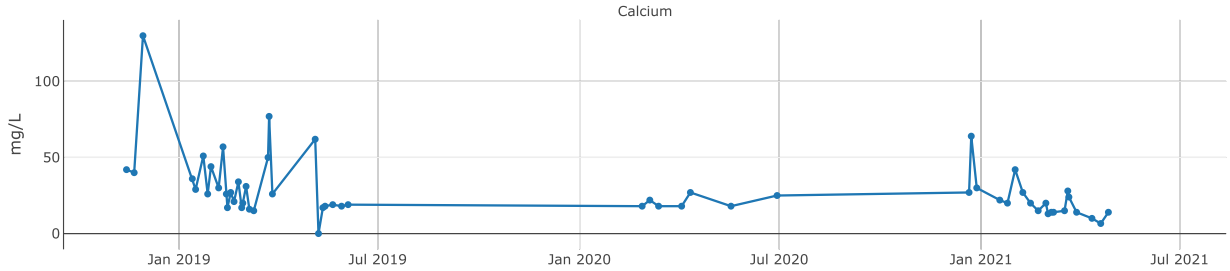
Calcium
mg/L
100
50
0
Jan 2019
Jul 2019
Jan 2020
Jul 2020
Jan 2021
Jul 2021

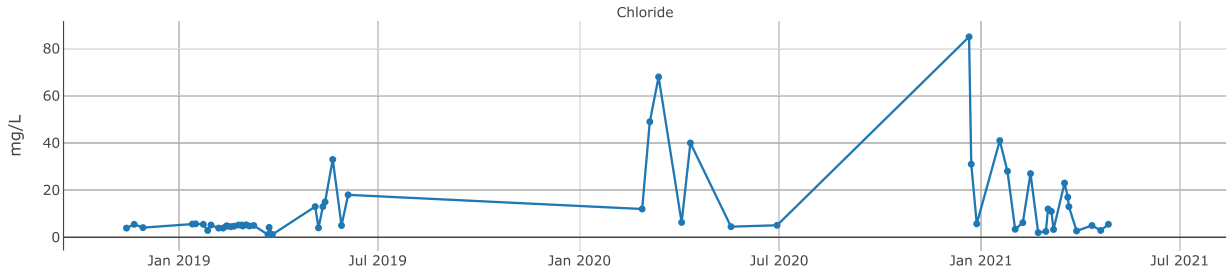
Chloride
mg/L
80
60
40
20
0
Jan 2019
Jul 2019
Jan 2020
Jul 2020
Jan 2021
Jul 2021

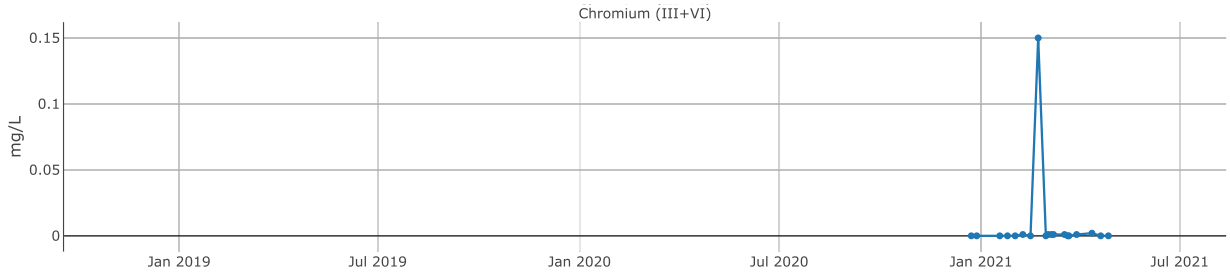
Chromium (III+VI)
mg/L
0.15
0.1
0.05
0
Jan 2019
Jul 2019
Jan 2020
Jul 2020
Jan 2021
Jul 2021

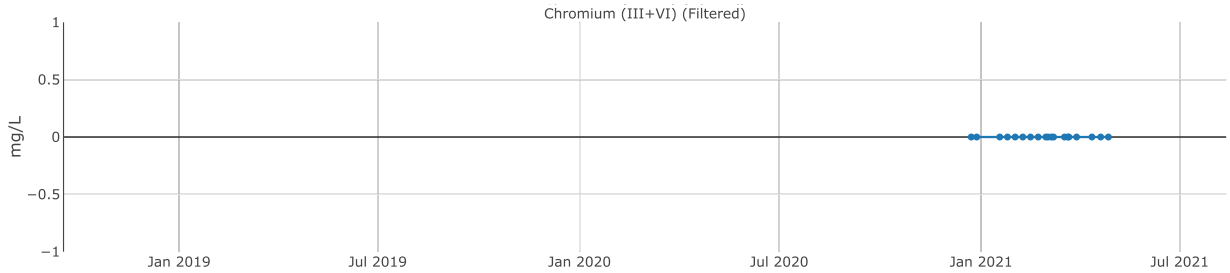
Chromium (III+VI) (Filtered)
mg/L
1
0.5
0
−0.5
−1
Jan 2019
Jul 2019
Jan 2020
Jul 2020
Jan 2021
Jul 2021

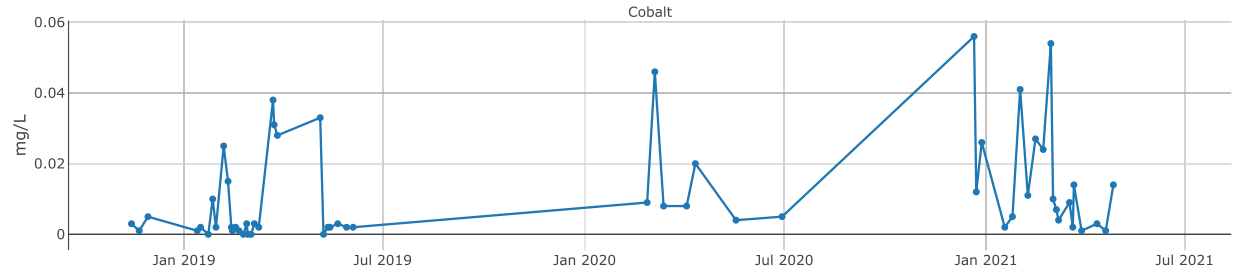
Cobalt
mg/L
0.06
0.04
0.02
0
Jan 2019
Jul 2019
Jan 2020
Jul 2020
Jan 2021
Jul 2021

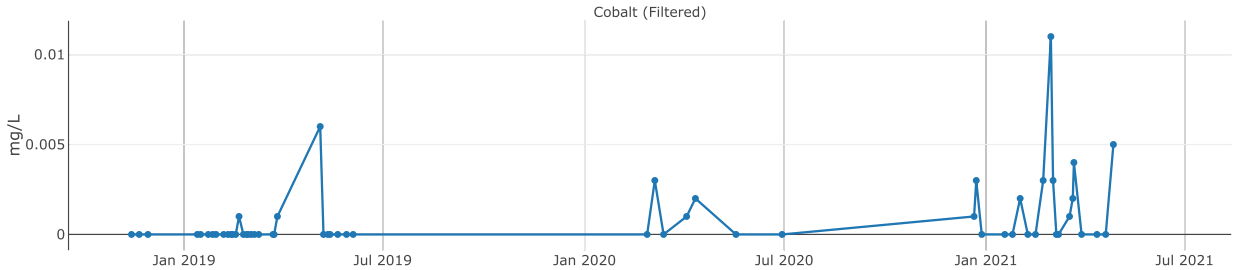
Cobalt (Filtered)
mg/L
0.01
0.005
0
Jan 2019
Jul 2019
Jan 2020
Jul 2020
Jan 2021
Jul 2021

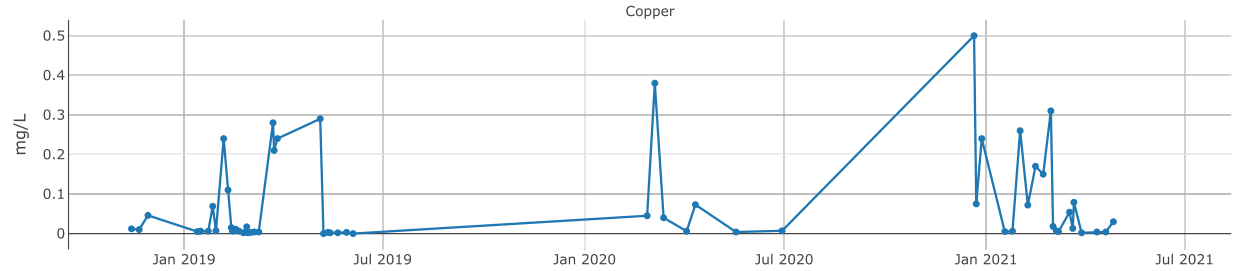
Copper
mg/L
0.5
0.4
0.3
0.2
0.1
0
Jan 2019
Jul 2019
Jan 2020
Jul 2020
Jan 2021
Jul 2021

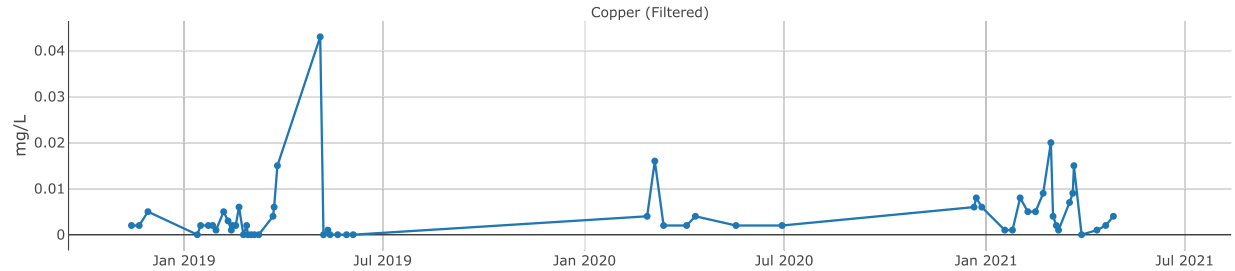
Copper (Filtered)
mg/L
0.04
0.03
0.02
0.01
0
Jan 2019
Jul 2019
Jan 2020
Jul 2020
Jan 2021
Jul 2021

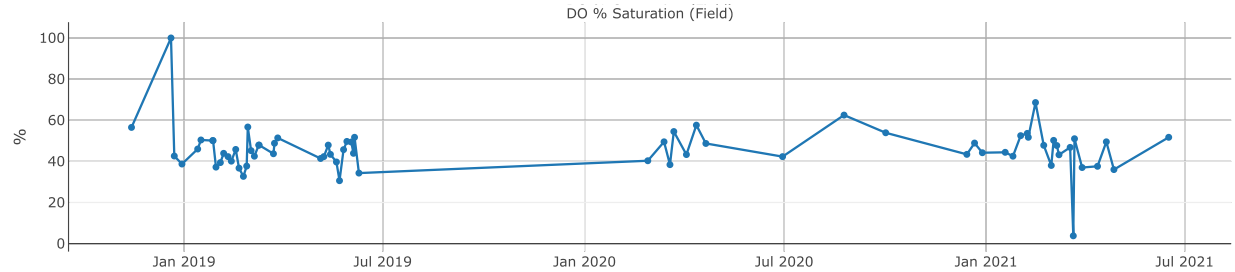
DO % Saturation (Field)
%
100
80
60
40
20
0
Jan 2019
Jul 2019
Jan 2020
Jul 2020
Jan 2021
Jul 2021

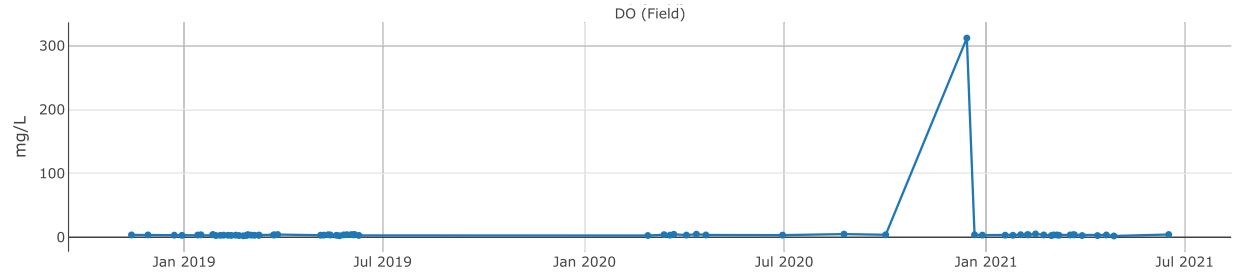
DO (Field)
mg/L
300
200
100
0
Jan 2019
Jul 2019
Jan 2020
Jul 2020
Jan 2021
Jul 2021

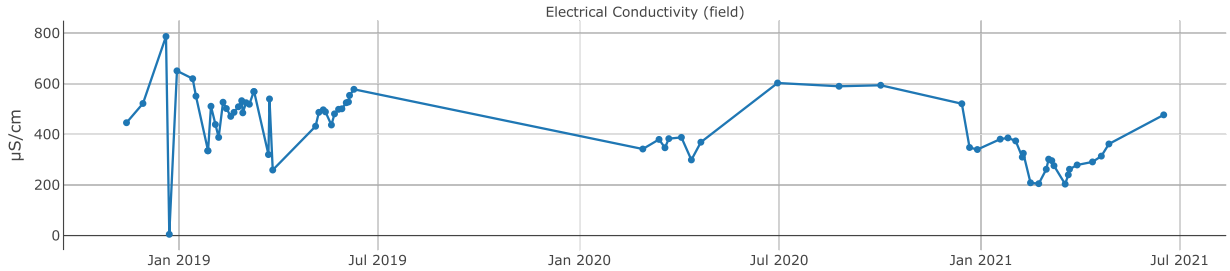
Electrical Conductivity (field)
µS/cm
800
600
400
200
0
Jan 2019
Jul 2019
Jan 2020
Jul 2020
Jan 2021
Jul 2021

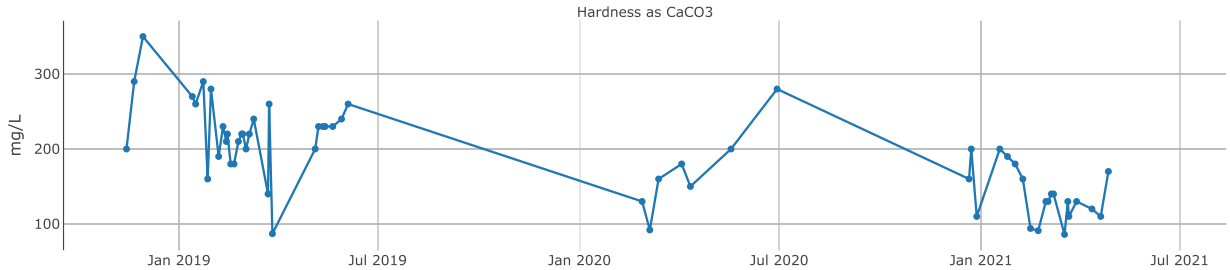
Hardness as CaCO3
mg/L
300
200
100
Jan 2019
Jul 2019
Jan 2020
Jul 2020
Jan 2021
Jul 2021

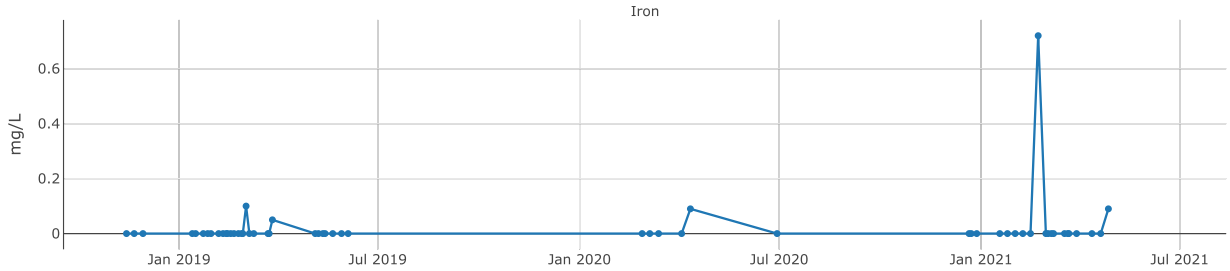
Iron
mg/L
0.6
0.4
0.2
0
Jan 2019
Jul 2019
Jan 2020
Jul 2020
Jan 2021
Jul 2021

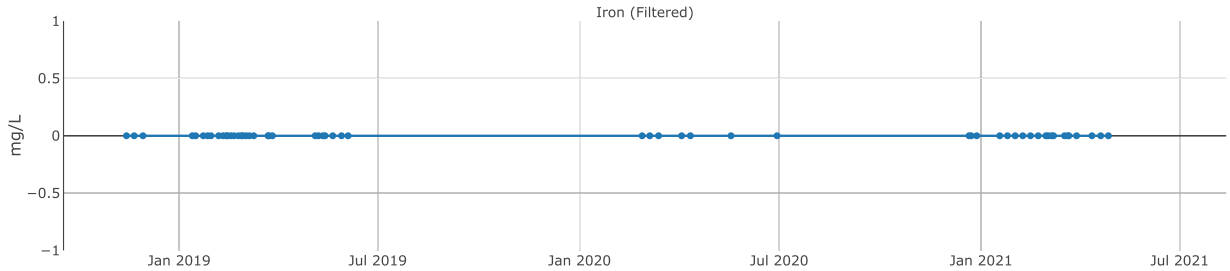
Iron (Filtered)
mg/L
1
0.5
0
−0.5
−1
Jan 2019
Jul 2019
Jan 2020
Jul 2020
Jan 2021
Jul 2021

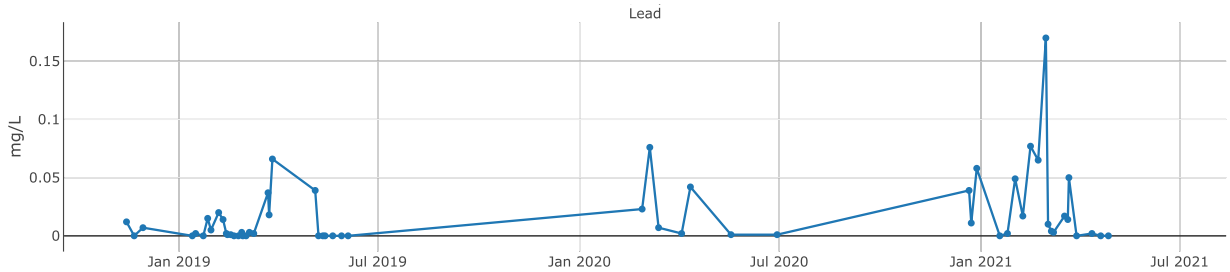
Lead
mg/L
0.15
0.1
0.05
0
Jan 2019
Jul 2019
Jan 2020
Jul 2020
Jan 2021
Jul 2021

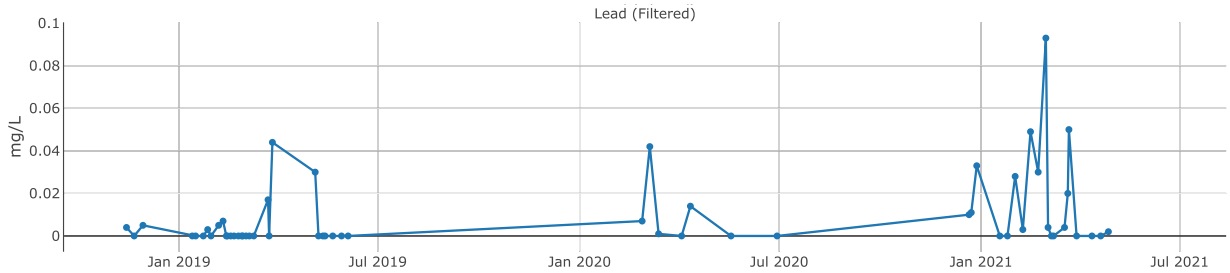
Lead (Filtered)
mg/L
0.1
0.08
0.06
0.04
0.02
0
Jan 2019
Jul 2019
Jan 2020
Jul 2020
Jan 2021
Jul 2021

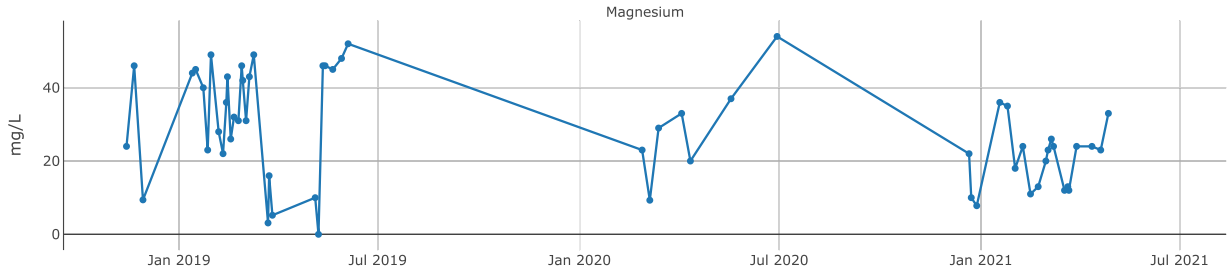
Magnesium
mg/L
0
20
40
Jan 2019
Jul 2019
Jan 2020
Jul 2020
Jan 2021
Jul 2021

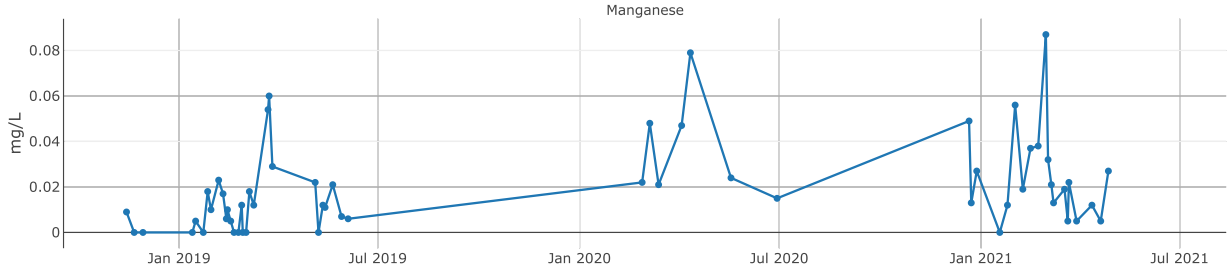
Manganese
mg/L
0
0.02
0.04
0.06
0.08
Jan 2019
Jul 2019
Jan 2020
Jul 2020
Jan 2021
Jul 2021

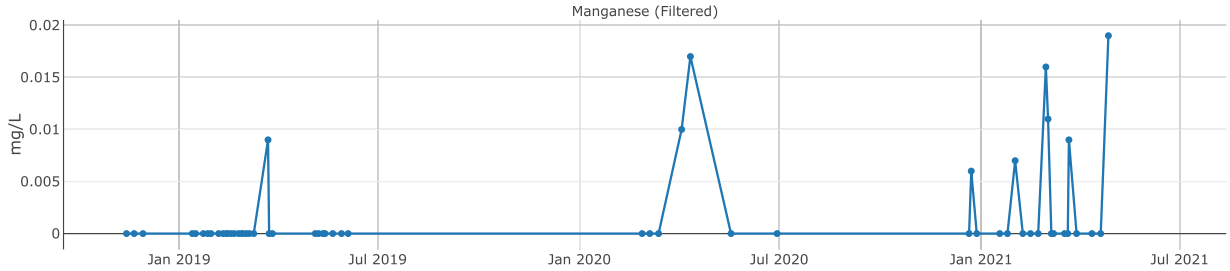
Manganese (Filtered)
mg/L
0
0.005
0.01
0.015
0.02
Jan 2019
Jul 2019
Jan 2020
Jul 2020
Jan 2021
Jul 2021

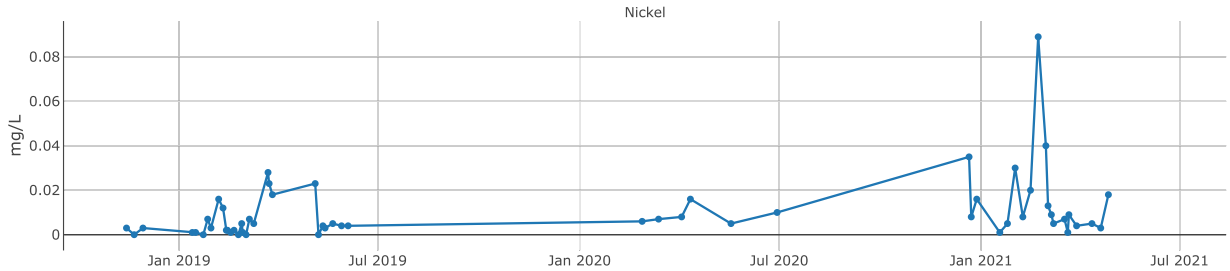
Nickel
mg/L
0
0.02
0.04
0.06
0.08
Jan 2019
Jul 2019
Jan 2020
Jul 2020
Jan 2021
Jul 2021

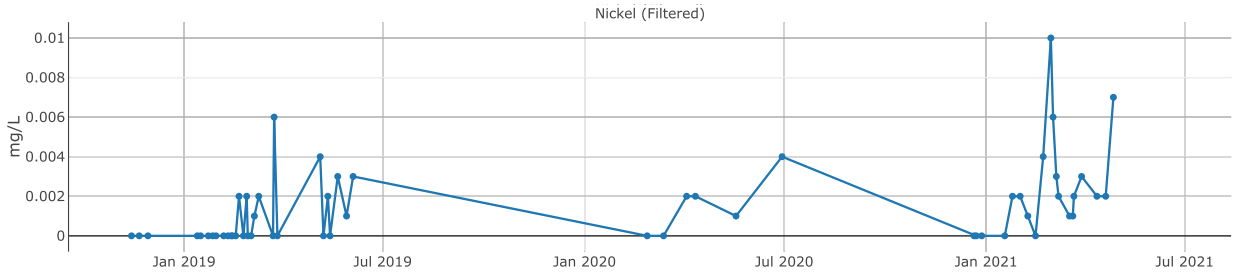
Nickel (Filtered)
mg/L
0
0.002
0.004
0.006
0.008
0.01
Jan 2019
Jul 2019
Jan 2020
Jul 2020
Jan 2021
Jul 2021

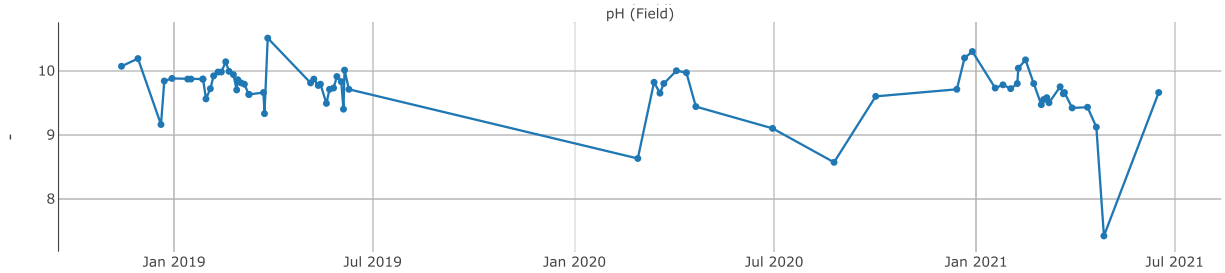
pH (Field)
8
9
10
Jan 2019
Jul 2019
Jan 2020
Jul 2020
Jan 2021
Jul 2021

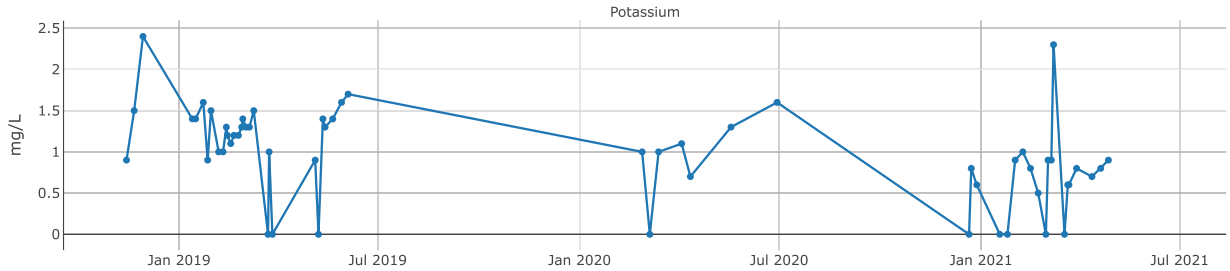
Potassium
mg/L
2.5
2
1.5
1
0.5
0
Jan 2019
Jul 2019
Jan 2020
Jul 2020
Jan 2021
Jul 2021

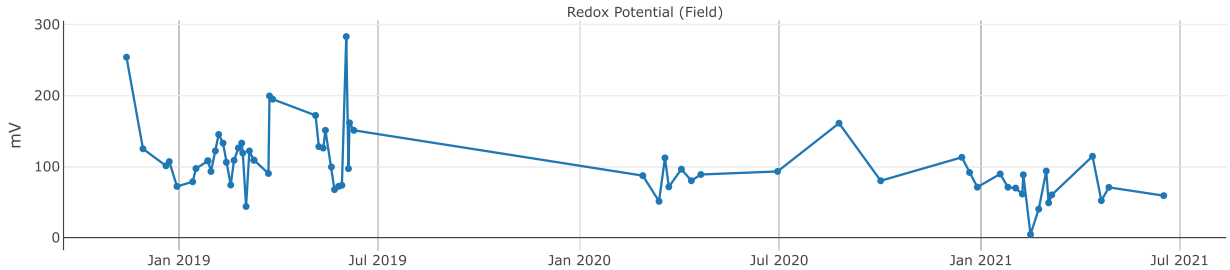
Redox Potential (Field)
mV
300
200
100
0
Jan 2019
Jul 2019
Jan 2020
Jul 2020
Jan 2021
Jul 2021

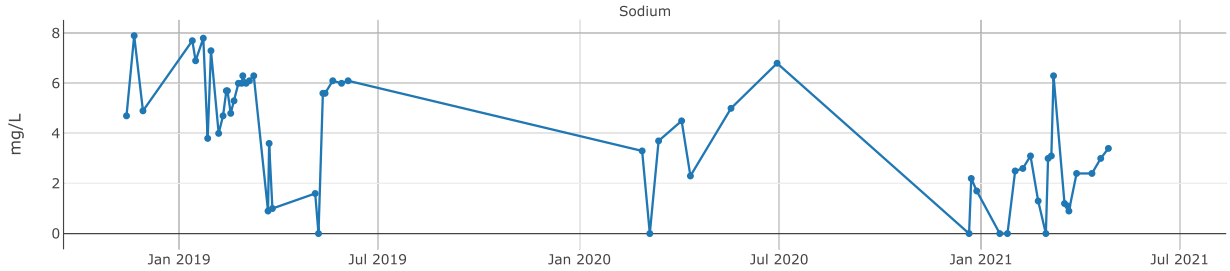
Sodium
mg/L
8
6
4
2
0
Jan 2019
Jul 2019
Jan 2020
Jul 2020
Jan 2021
Jul 2021

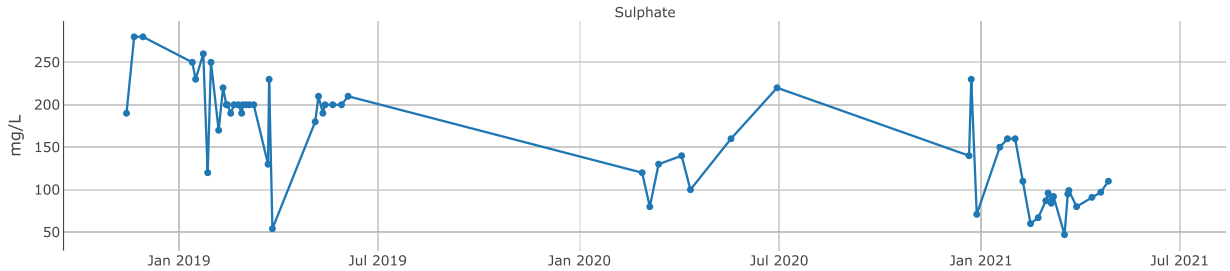
Sulphate
mg/L
250
200
150
100
50
Jan 2019
Jul 2019
Jan 2020
Jul 2020
Jan 2021
Jul 2021

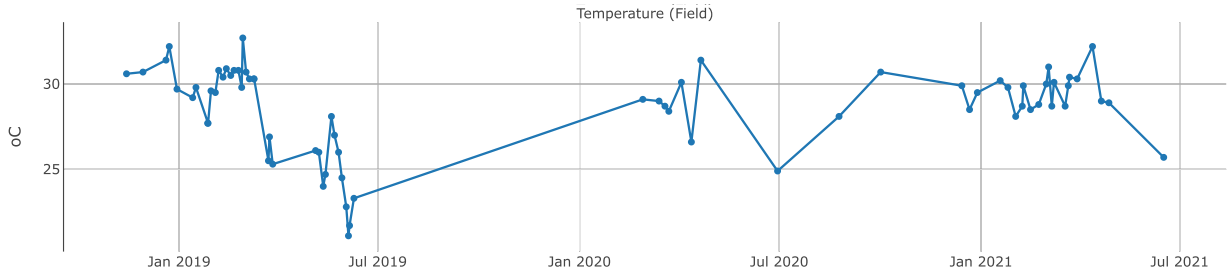
Temperature (Field)
oC
30
25
Jan 2019
Jul 2019
Jan 2020
Jul 2020
Jan 2021
Jul 2021

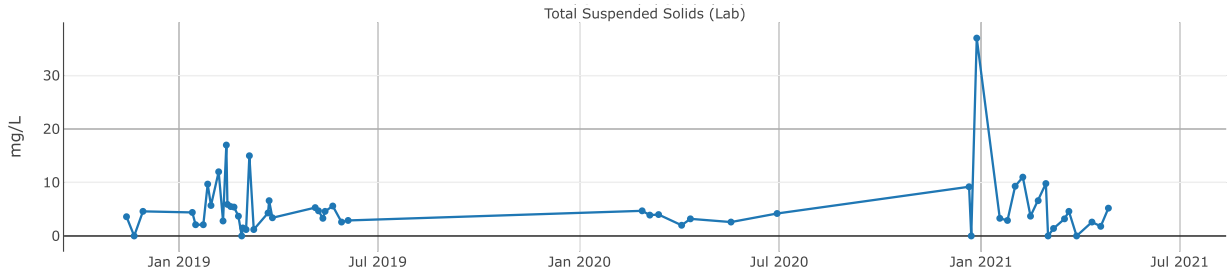
Total Suspended Solids (Lab)
mg/L
30
20
10
0
Jan 2019
Jul 2019
Jan 2020
Jul 2020
Jan 2021
Jul 2021

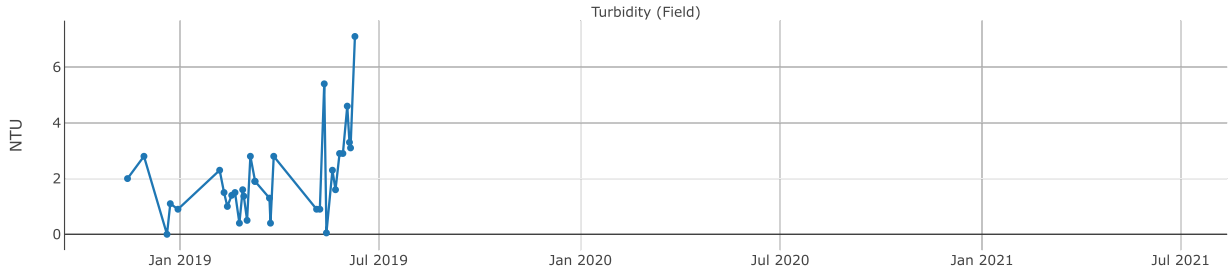

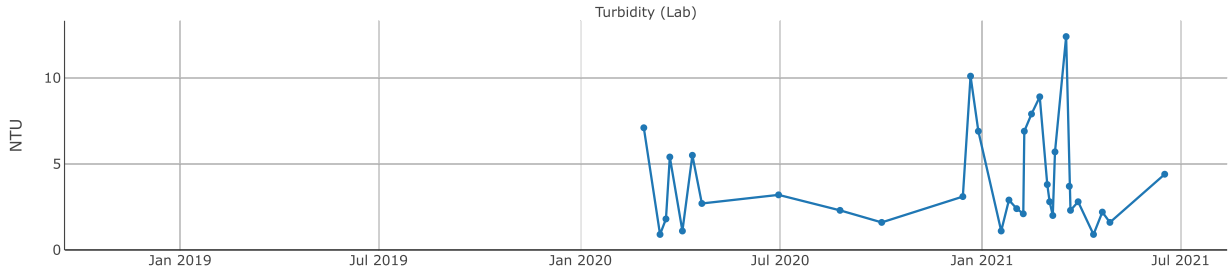

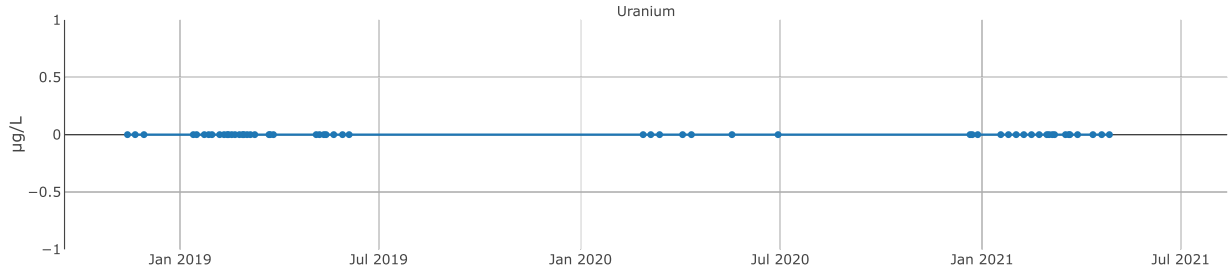

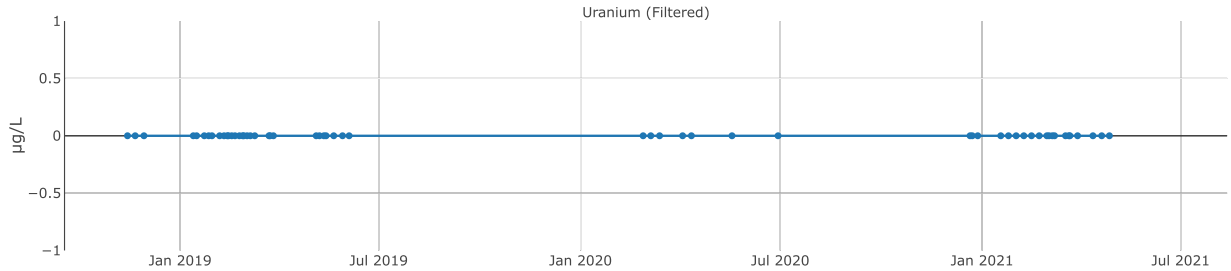

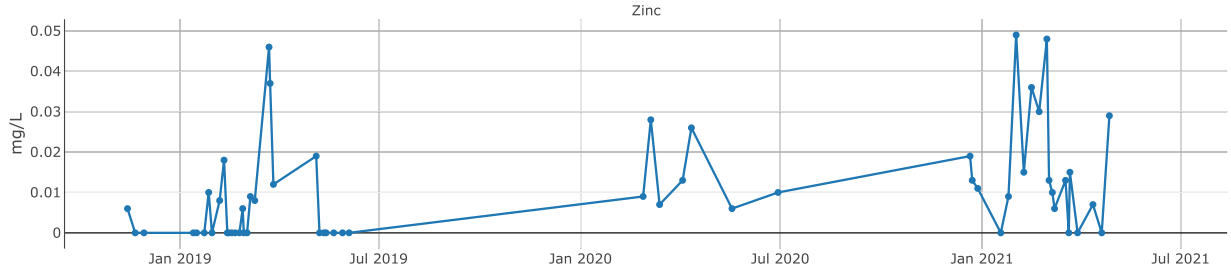

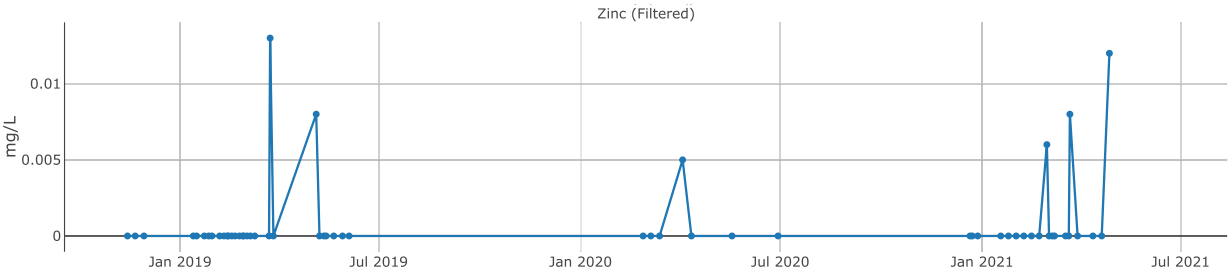

The report was generated based on the following filter:
Sampled Date between "01 Jul 2018" and "30 Jun 2021",
Locations In "TREAT01"

Publication Date: 01 Jul 2021

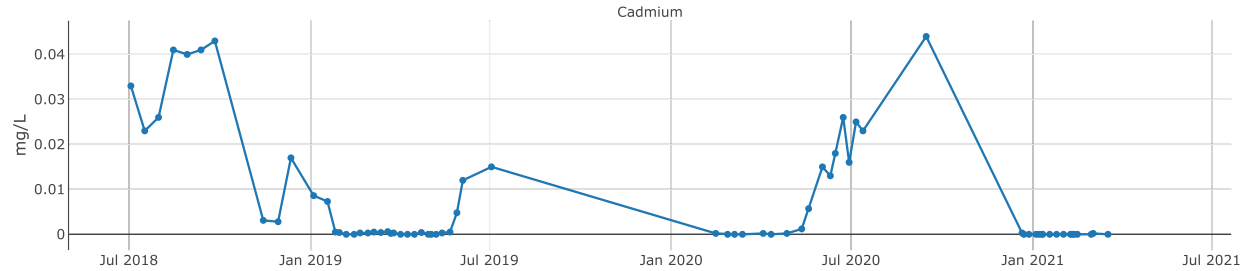
Cadmium
mg/L
0.04
0.03
0.02
0.01
0
Jul 2018
Jan 2019
Jul 2019
Jan 2020
Jul 2020
Jan 2021
Jul 2021

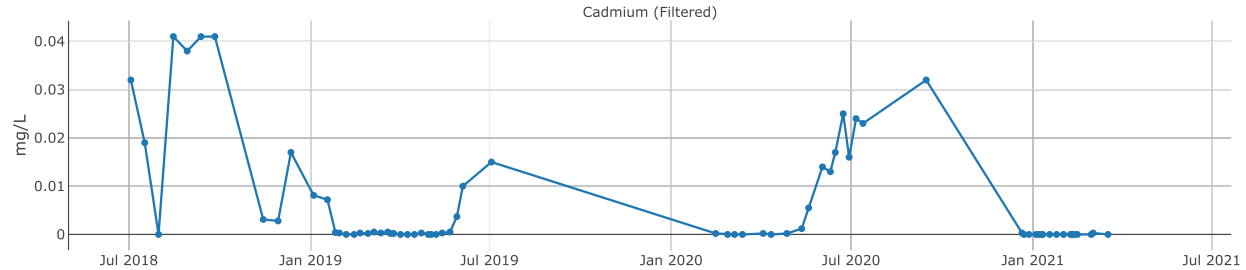
Cadmium (Filtered)
mg/L
0.04
0.03
0.02
0.01
0
Jul 2018
Jan 2019
Jul 2019
Jan 2020
Jul 2020
Jan 2021
Jul 2021

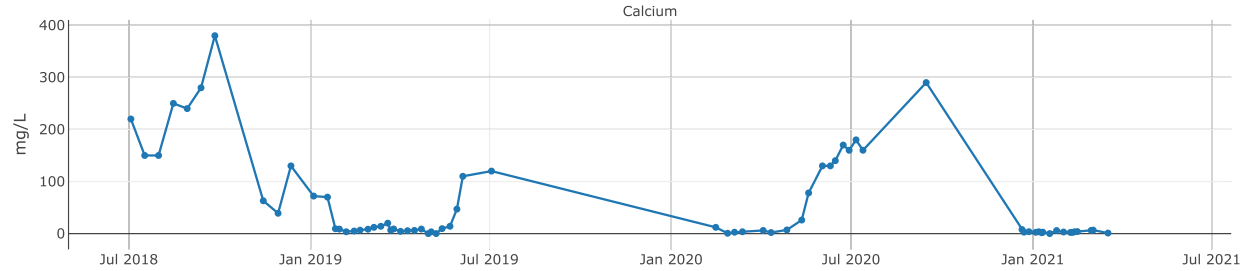
Calcium
mg/L
400
300
200
100
0
Jul 2018
Jan 2019
Jul 2019
Jan 2020
Jul 2020
Jan 2021
Jul 2021

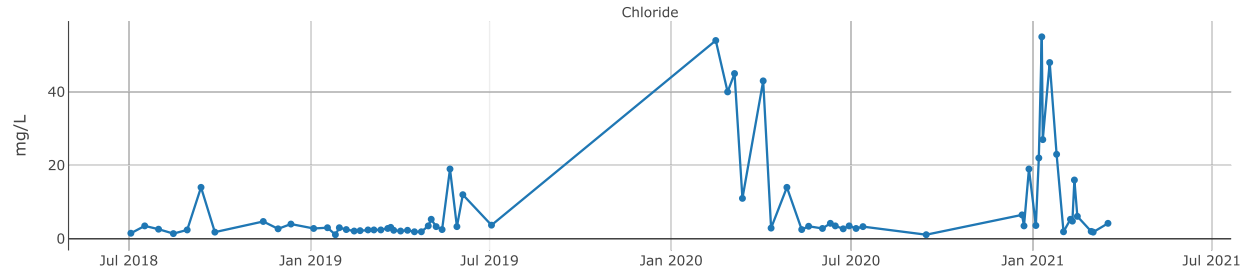
Chloride
mg/L
40
20
0
Jul 2018
Jan 2019
Jul 2019
Jan 2020
Jul 2020
Jan 2021
Jul 2021

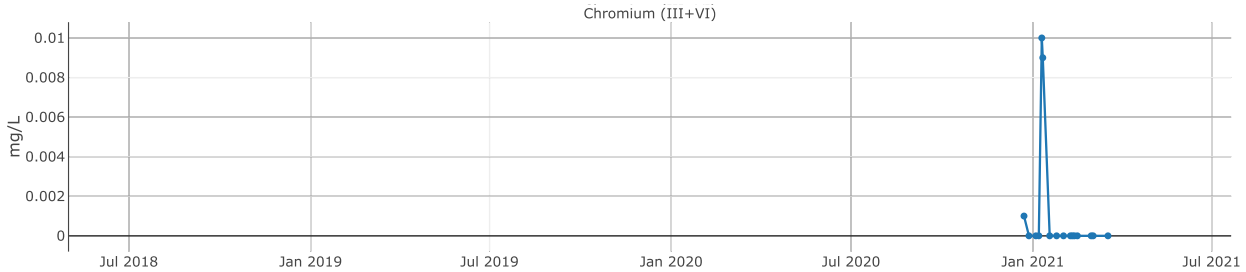
Chromium (III+VI)
mg/L
0.01
0.008
0.006
0.004
0.002
0
Jul 2018
Jan 2019
Jul 2019
Jan 2020
Jul 2020
Jan 2021
Jul 2021

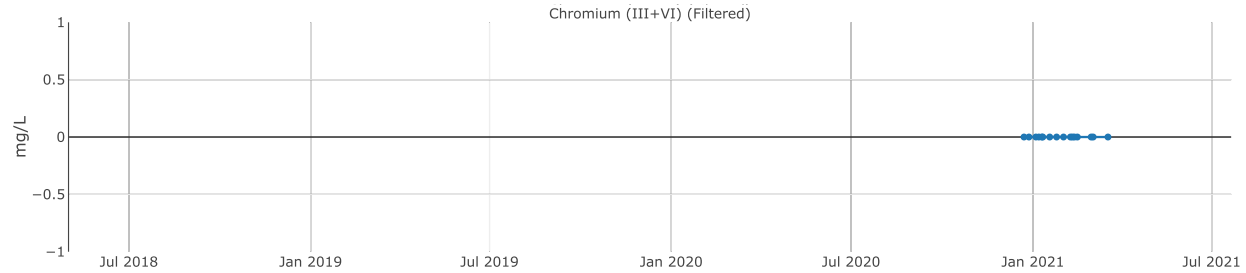
Chromium (III+VI) (Filtered)
mg/L
1
0.5
0
−0.5
−1
Jul 2018
Jan 2019
Jul 2019
Jan 2020
Jul 2020
Jan 2021
Jul 2021

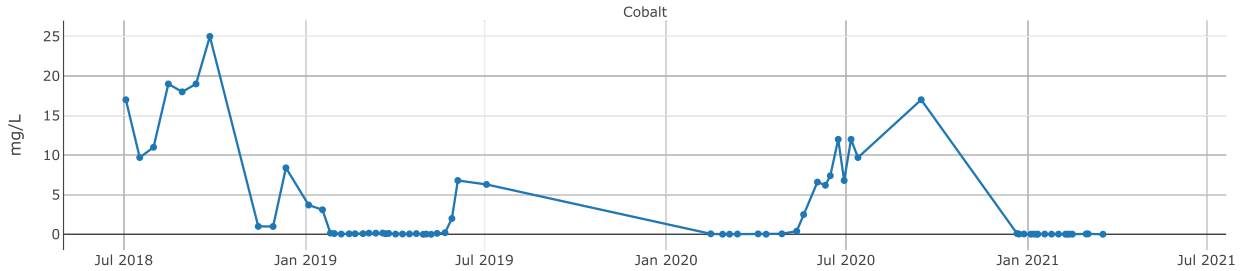
Cobalt
mg/L
25
20
15
10
5
0
Jul 2018
Jan 2019
Jul 2019
Jan 2020
Jul 2020
Jan 2021
Jul 2021

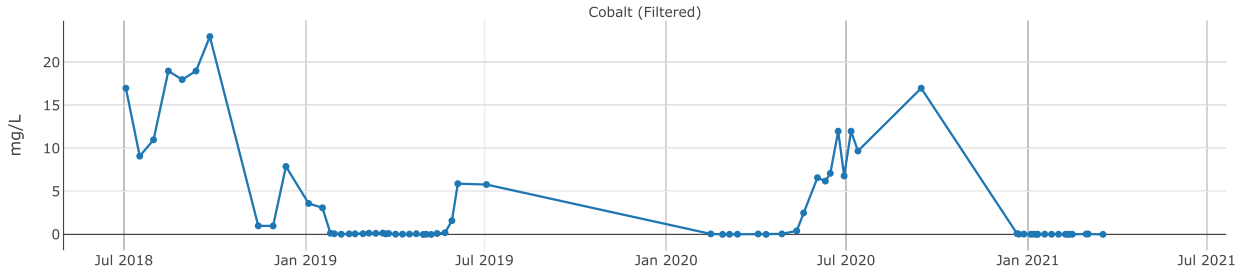
Cobalt (Filtered)
mg/L
20
15
10
5
0
Jul 2018
Jan 2019
Jul 2019
Jan 2020
Jul 2020
Jan 2021
Jul 2021

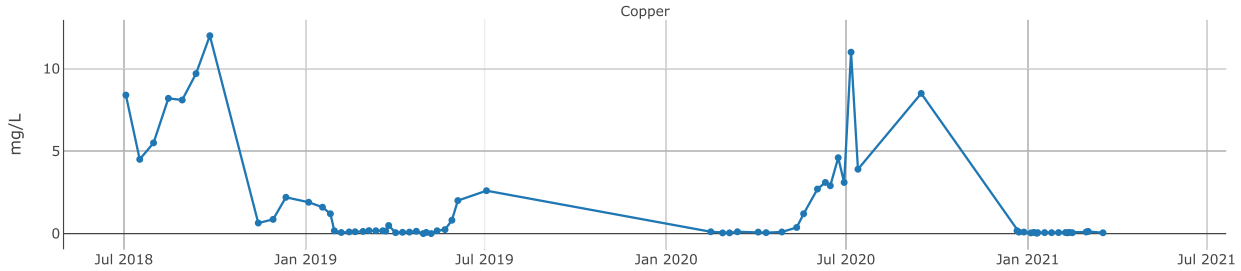
Copper
mg/L
10
5
0
Jul 2018
Jan 2019
Jul 2019
Jan 2020
Jul 2020
Jan 2021
Jul 2021

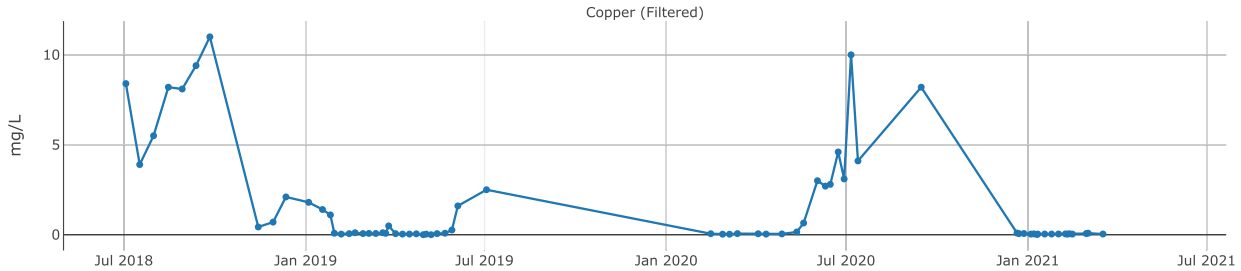
Copper (Filtered)
mg/L
10
5
0
Jul 2018
Jan 2019
Jul 2019
Jan 2020
Jul 2020
Jan 2021
Jul 2021

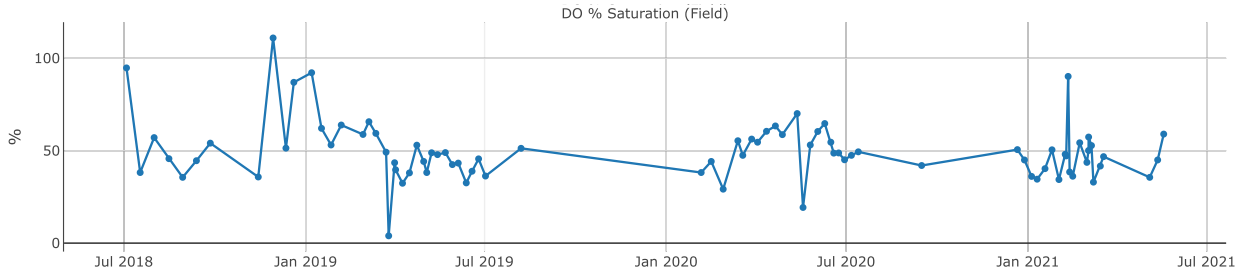
DO % Saturation (Field)
%
100
50
0
Jul 2018
Jan 2019
Jul 2019
Jan 2020
Jul 2020
Jan 2021
Jul 2021

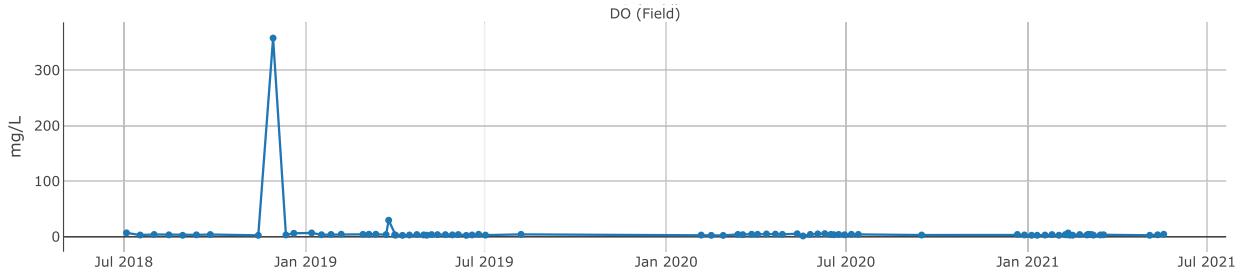
DO (Field)
mg/L
300
200
100
0
Jul 2018
Jan 2019
Jul 2019
Jan 2020
Jul 2020
Jan 2021
Jul 2021

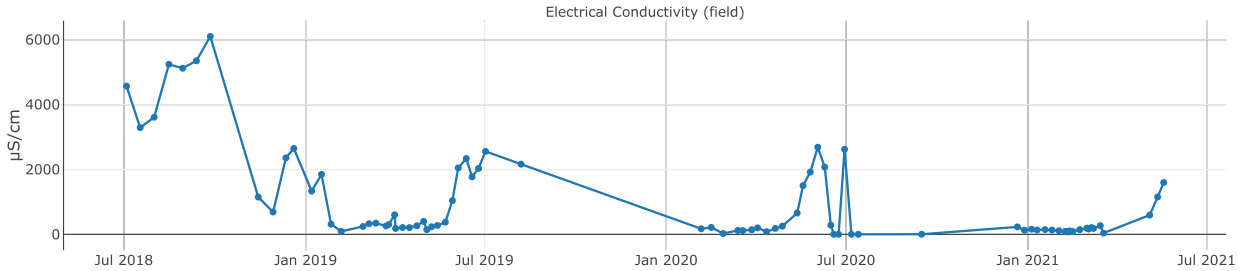
Electrical Conductivity (field)
µS/cm
6000
4000
2000
0
Jul 2018
Jan 2019
Jul 2019
Jan 2020
Jul 2020
Jan 2021
Jul 2021

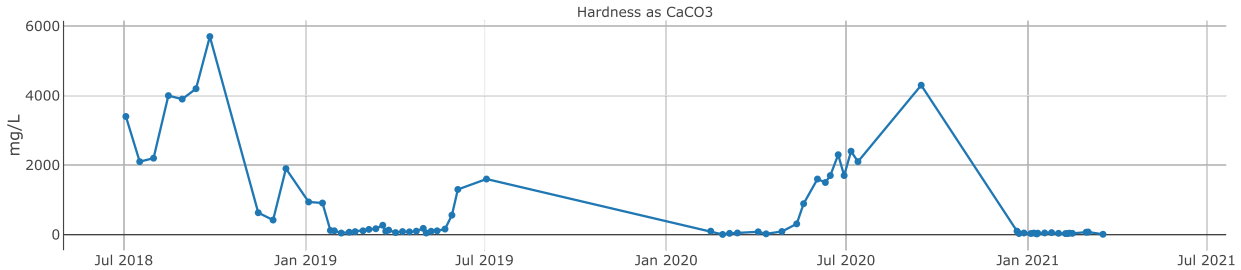
Hardness as CaCO3
mg/L
6000
4000
2000
0
Jul 2018
Jan 2019
Jul 2019
Jan 2020
Jul 2020
Jan 2021
Jul 2021

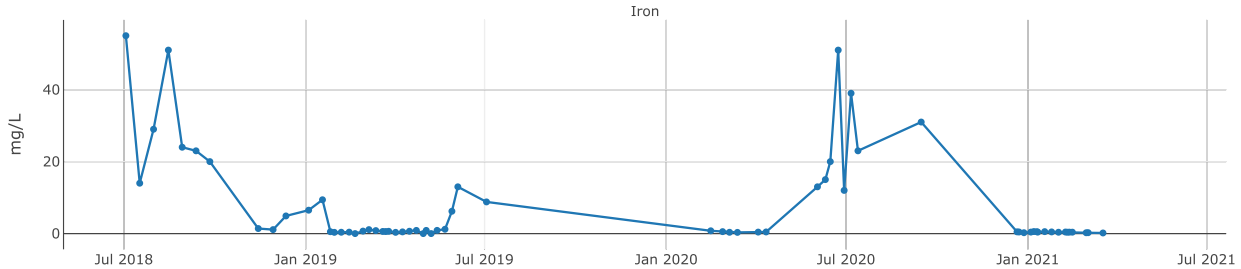
Iron
mg/L
40
20
0
Jul 2018
Jan 2019
Jul 2019
Jan 2020
Jul 2020
Jan 2021
Jul 2021

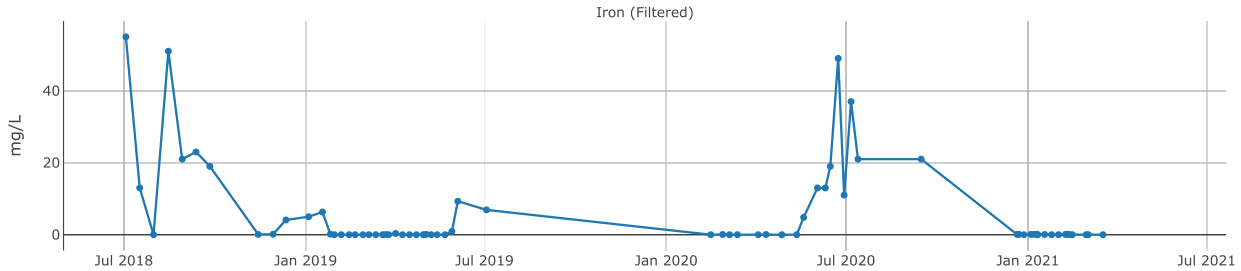
Iron (Filtered)
mg/L
40
20
0
Jul 2018
Jan 2019
Jul 2019
Jan 2020
Jul 2020
Jan 2021
Jul 2021

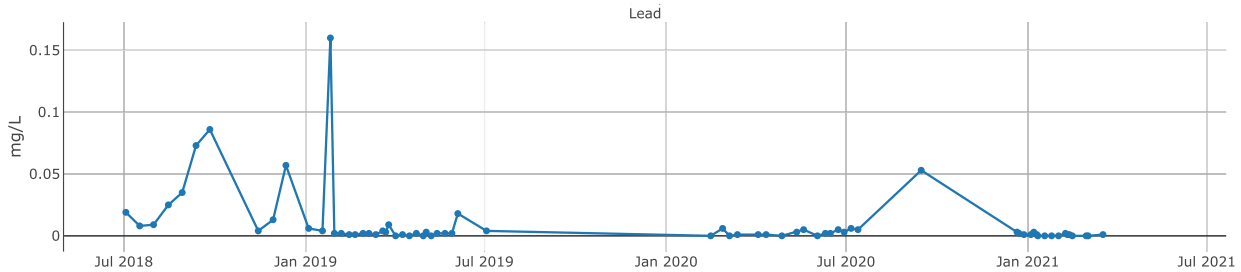
Lead
mg/L
0.15
0.1
0.05
0
Jul 2018
Jan 2019
Jul 2019
Jan 2020
Jul 2020
Jan 2021
Jul 2021

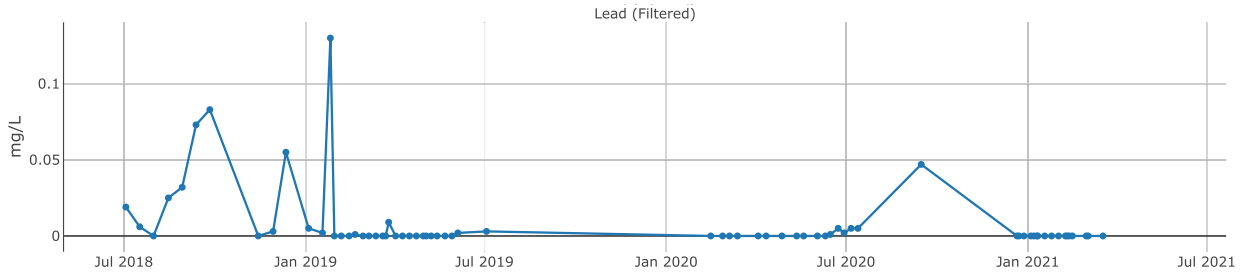
Lead (Filtered)
mg/L
0.1
0.05
0
Jul 2018
Jan 2019
Jul 2019
Jan 2020
Jul 2020
Jan 2021
Jul 2021

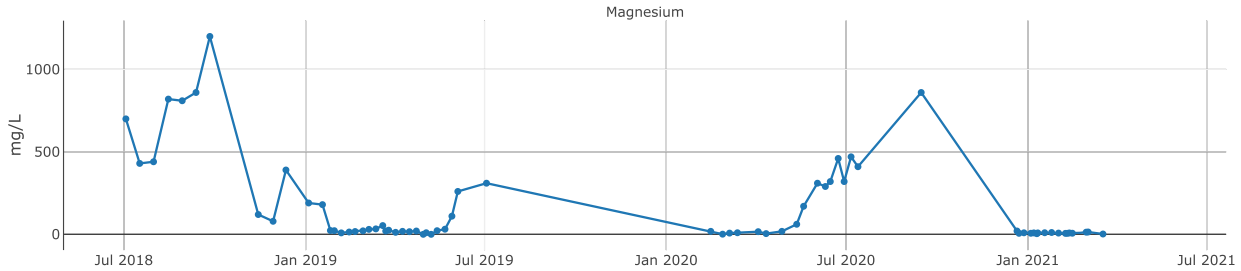
Magnesium
mg/L
1000
500
0
Jul 2018
Jan 2019
Jul 2019
Jan 2020
Jul 2020
Jan 2021
Jul 2021

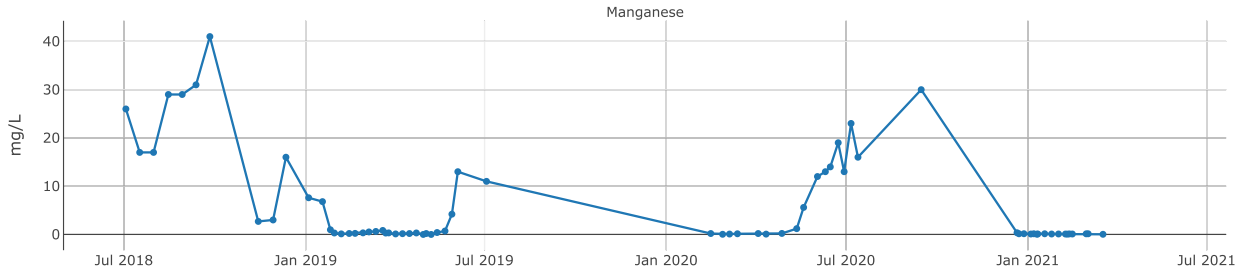
Manganese
mg/L
40
30
20
10
0
Jul 2018
Jan 2019
Jul 2019
Jan 2020
Jul 2020
Jan 2021
Jul 2021

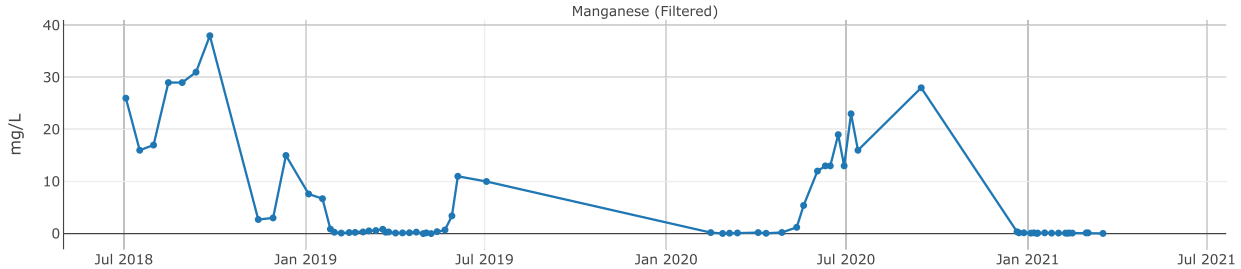
Manganese (Filtered)
mg/L
40
30
20
10
0
Jul 2018
Jan 2019
Jul 2019
Jan 2020
Jul 2020
Jan 2021
Jul 2021

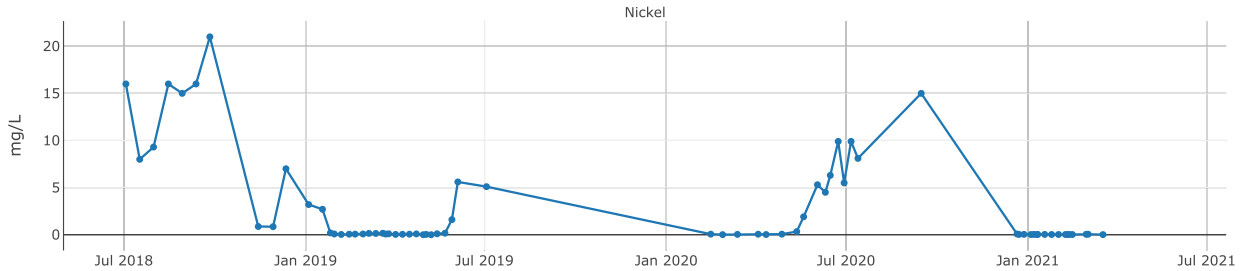
Nickel
mg/L
20
15
10
5
0
Jul 2018
Jan 2019
Jul 2019
Jan 2020
Jul 2020
Jan 2021
Jul 2021

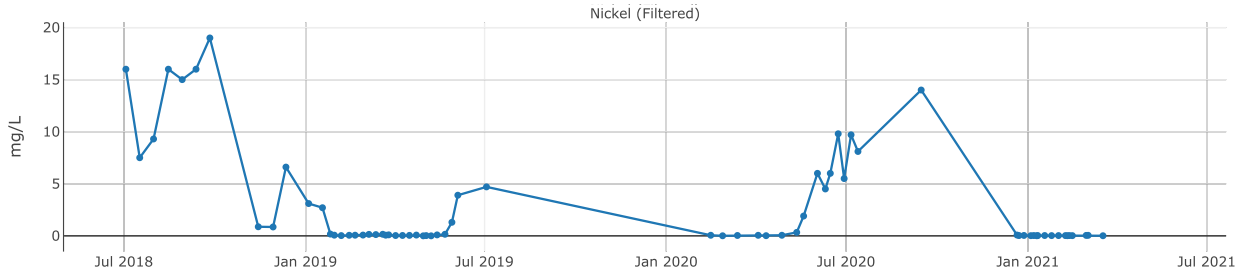
Nickel (Filtered)
mg/L
20
15
10
5
0
Jul 2018
Jan 2019
Jul 2019
Jan 2020
Jul 2020
Jan 2021
Jul 2021

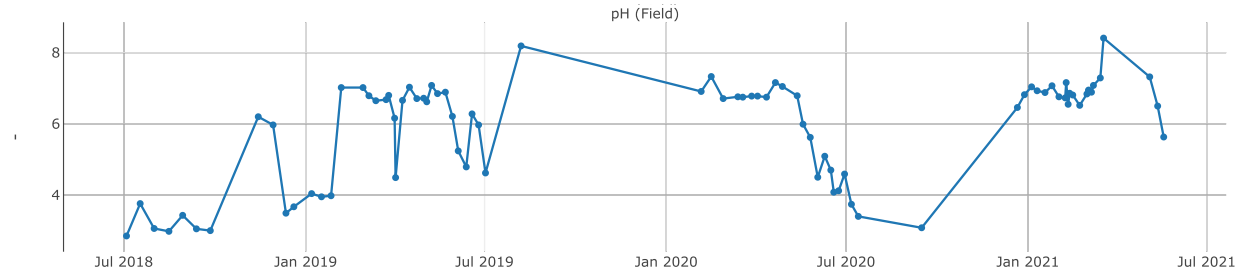
pH (Field)
-
8
6
4
Jul 2018
Jan 2019
Jul 2019
Jan 2020
Jul 2020
Jan 2021
Jul 2021

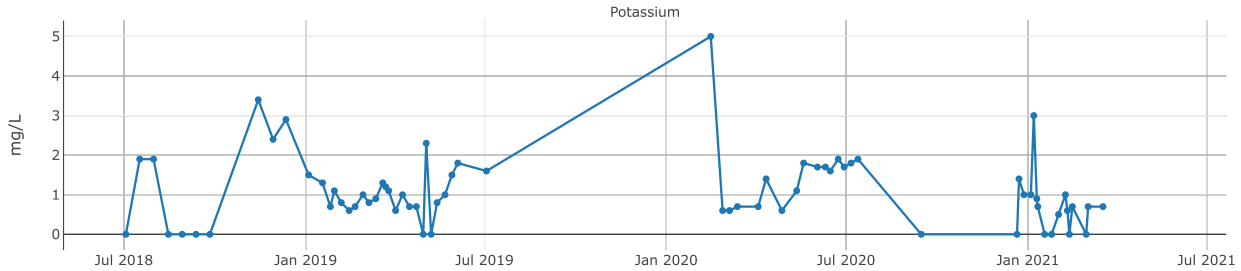
Potassium
mg/L
0
1
2
3
4
5
Jul 2018
Jan 2019
Jul 2019
Jan 2020
Jul 2020
Jan 2021
Jul 2021

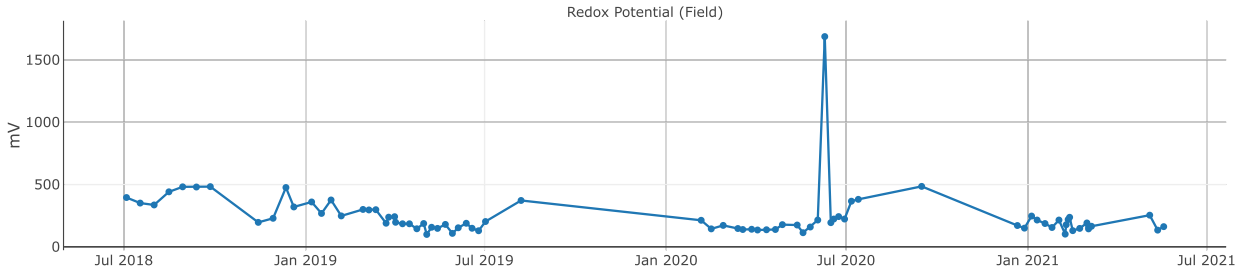
Redox Potential (Field)
mV
0
500
1000
1500
Jul 2018
Jan 2019
Jul 2019
Jan 2020
Jul 2020
Jan 2021
Jul 2021

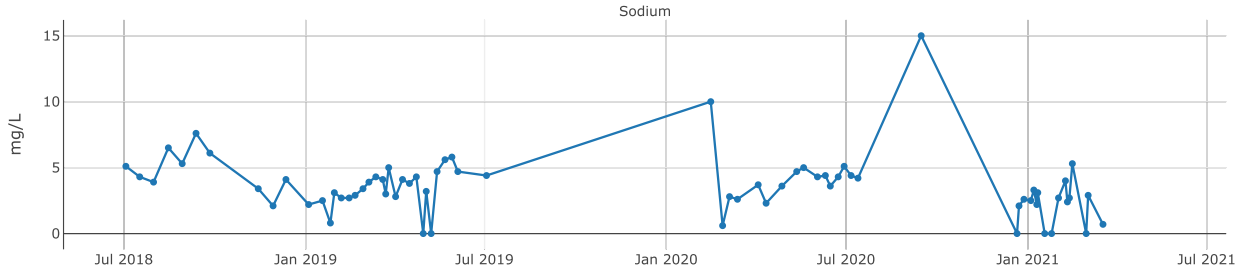
Sodium
mg/L
0
5
10
15
Jul 2018
Jan 2019
Jul 2019
Jan 2020
Jul 2020
Jan 2021
Jul 2021

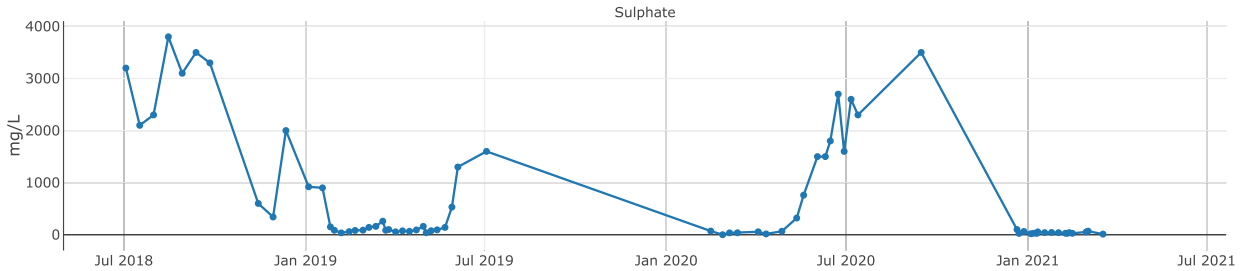
Sulphate
mg/L
0
1000
2000
3000
4000
Jul 2018
Jan 2019
Jul 2019
Jan 2020
Jul 2020
Jan 2021
Jul 2021

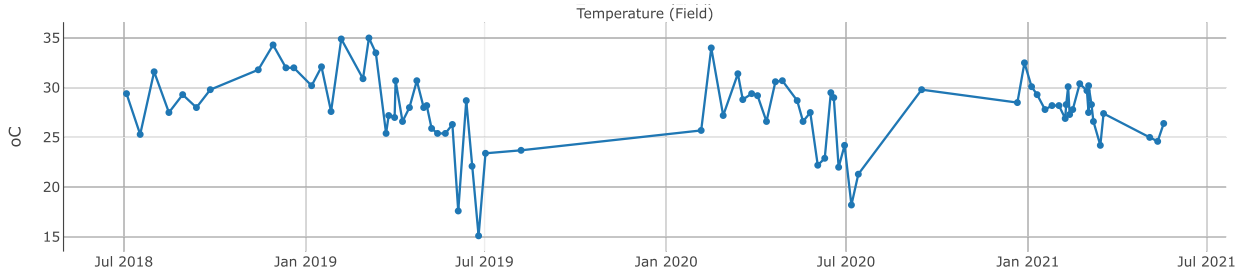
Temperature (Field)
oC
15
20
25
30
35
Jul 2018
Jan 2019
Jul 2019
Jan 2020
Jul 2020
Jan 2021
Jul 2021

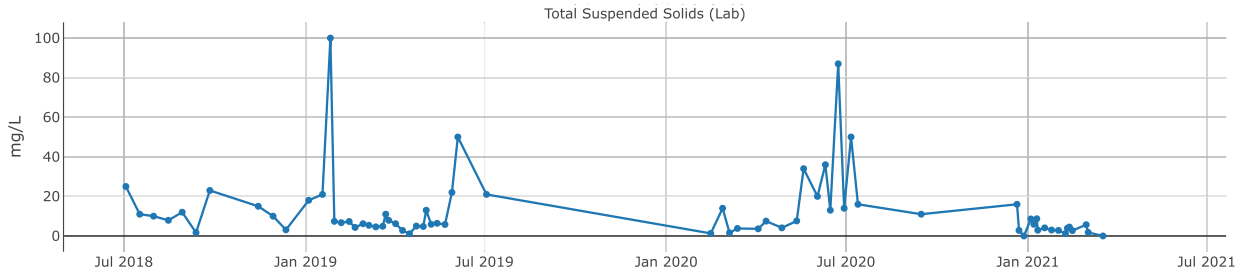
Total Suspended Solids (Lab)
mg/L
0
20
40
60
80
100
Jul 2018
Jan 2019
Jul 2019
Jan 2020
Jul 2020
Jan 2021
Jul 2021

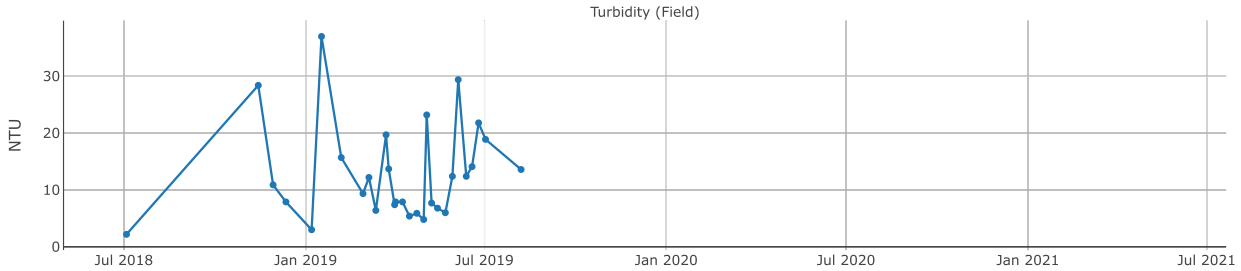

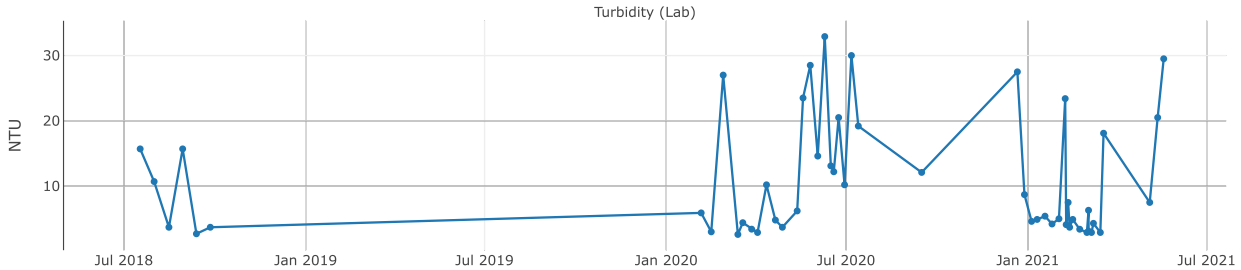

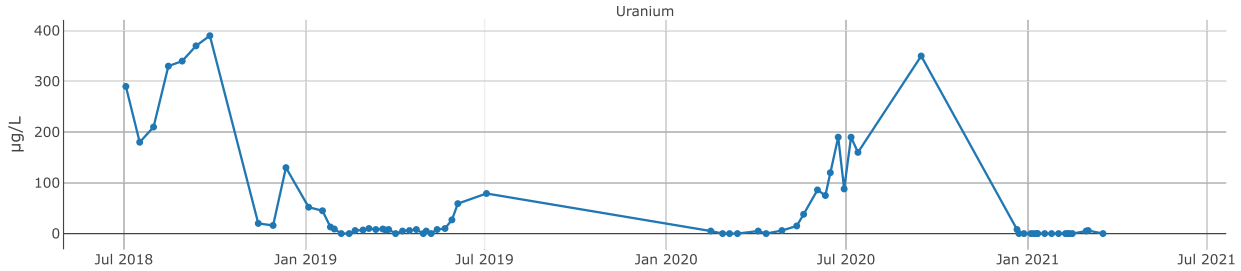

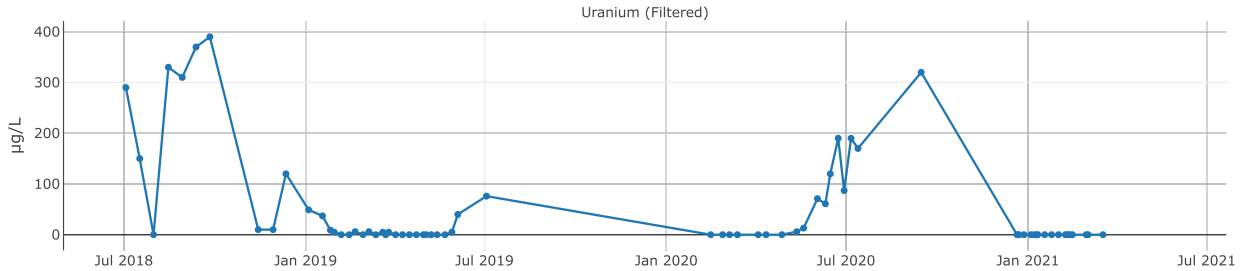

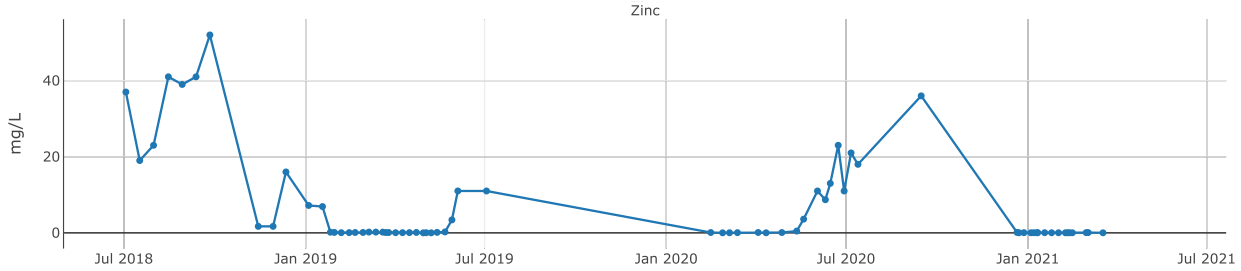

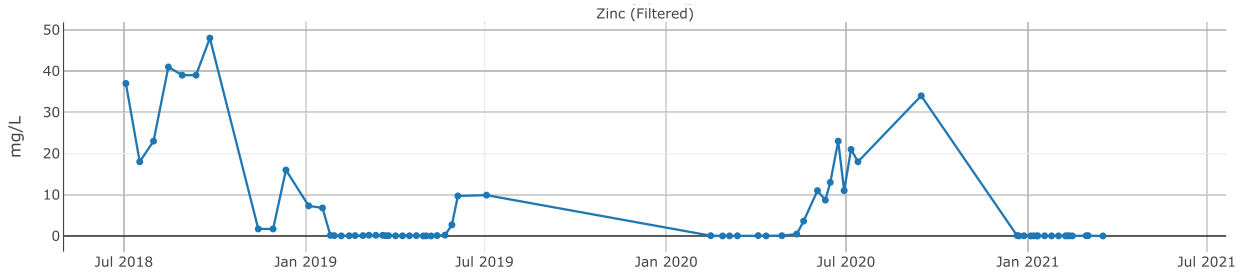

The report was generated based on the following filter:
Sampled Date between "01 Jul 2018" and "30 Jun 2021",
Locations In "SITE1"

Publication Date: 01 Jul 2021

APPENDIX E– QAQC CALCULATIONS AND RESULTS FOR 1 JULY 2020 TO 30 JUNE 2021

Laboratory Blanks

Lab Report Number	Analysis Batch	Chem Group	Chem Name	Prefix	Result	Unit	Method Name	Lab Sample ID
723745	2020-06-10	Inorganics	Alkalinity (Bicarbonate as CaCO3)	<	20	mg/L	LTM-INO-4250 Alkalinity by Electrometric Titration	MB_3_723745
723745	2020-06-10	Inorganics	Alkalinity (Carbonate as CaCO3)	<	10	mg/L	LTM-INO-4250 Alkalinity by Electrometric Titration	MB_3_723745
723745	2020-06-10	Inorganics	Alkalinity (Hydroxide) as CaCO3	<	20	mg/L	LTM-INO-4250 Alkalinity by Electrometric Titration	MB_3_723745
723745	2020-06-10	Inorganics	Alkalinity (total) as CaCO3	<	20	mg/L	LTM-INO-4250 Alkalinity by Electrometric Titration	MB_3_723745
723745	2020-06-10	Inorganics	Chloride		-0.059	mg/L	LTM-INO-4090 Chloride by Discrete Analyser	MB_7_723745
723745	2020-06-10	Inorganics	Sodium	<	0.5	mg/L	LTM-MET-3010 Alkali Metals Sulfur Silicon Phosphorus by ICP-AES	MB_4_723745
723745	2020-06-10	Inorganics	Sulphate	<	5	mg/L	LTM-INO-4110 Sulfate by Discrete Analyser	MB_6_723745
723745	2020-06-10	Inorganics	Total Suspended Solids (Lab)	<	1	mg/L	LTM-INO-4070 Analysis of Suspended Solids in Water by Gravimetry	MB_5_723745
723745	2020-06-10	Metals	Aluminium	<	0.05	mg/L	LTM-MET-3040 Metals in Waters Soils & Sediments by ICP-MS	MB_2_723745
723745	2020-06-10	Metals	Aluminium	<	0.05	mg/L	LTM-MET-3040 Metals in Waters Soils & Sediments by ICP-MS	MB_1_723745
723745	2020-06-10	Metals	Cadmium	<	0.0002	mg/L	LTM-MET-3040 Metals in Waters Soils & Sediments by ICP-MS	MB_2_723745
723745	2020-06-10	Metals	Cadmium	<	0.0002	mg/L	LTM-MET-3040 Metals in Waters Soils & Sediments by ICP-MS	MB_1_723745
723745	2020-06-10	Metals	Calcium	<	0.5	mg/L	LTM-MET-3010 Alkali Metals Sulfur Silicon Phosphorus by ICP-AES	MB_4_723745
723745	2020-06-10	Metals	Cobalt	<	0.001	mg/L	LTM-MET-3040 Metals in Waters Soils & Sediments by ICP-MS	MB_2_723745
723745	2020-06-10	Metals	Cobalt	<	0.001	mg/L	LTM-MET-3040 Metals in Waters Soils & Sediments by ICP-MS	MB_1_723745
723745	2020-06-10	Metals	Copper	<	0.001	mg/L	LTM-MET-3040 Metals in Waters Soils & Sediments by ICP-MS	MB_2_723745
723745	2020-06-10	Metals	Copper	<	0.001	mg/L	LTM-MET-3040 Metals in Waters Soils & Sediments by ICP-MS	MB_1_723745
723745	2020-06-10	Metals	Iron	<	0.05	mg/L	LTM-MET-3040 Metals in Waters Soils & Sediments by ICP-MS	MB_2_723745
723745	2020-06-10	Metals	Iron	<	0.05	mg/L	LTM-MET-3040 Metals in Waters Soils & Sediments by ICP-MS	MB_1_723745
723745	2020-06-10	Metals	Lead	<	0.001	mg/L	LTM-MET-3040 Metals in Waters Soils & Sediments by ICP-MS	MB_2_723745
723745	2020-06-10	Metals	Lead	<	0.001	mg/L	LTM-MET-3040 Metals in Waters Soils & Sediments by ICP-MS	MB_1_723745
723745	2020-06-10	Metals	Magnesium	<	0.5	mg/L	LTM-MET-3010 Alkali Metals Sulfur Silicon Phosphorus by ICP-AES	MB_4_723745
723745	2020-06-10	Metals	Manganese	<	0.005	mg/L	LTM-MET-3040 Metals in Waters Soils & Sediments by ICP-MS	MB_2_723745
723745	2020-06-10	Metals	Manganese	<	0.005	mg/L	LTM-MET-3040 Metals in Waters Soils & Sediments by ICP-MS	MB_1_723745
723745	2020-06-10	Metals	Nickel	<	0.001	mg/L	LTM-MET-3040 Metals in Waters Soils & Sediments by ICP-MS	MB_2_723745
723745	2020-06-10	Metals	Nickel	<	0.001	mg/L	LTM-MET-3040 Metals in Waters Soils & Sediments by ICP-MS	MB_1_723745
723745	2020-06-10	Metals	Potassium	<	0.5	mg/L	LTM-MET-3010 Alkali Metals Sulfur Silicon Phosphorus by ICP-AES	MB_4_723745
723745	2020-06-10	Metals	Uranium	<	5	µg/L	LTM-MET-3040 Metals in Waters Soils & Sediments by ICP-MS	MB_2_723745
723745	2020-06-10	Metals	Uranium	<	5	µg/L	LTM-MET-3040 Metals in Waters Soils & Sediments by ICP-MS	MB_1_723745
723745	2020-06-10	Metals	Zinc	<	0.005	mg/L	LTM-MET-3040 Metals in Waters Soils & Sediments by ICP-MS	MB_2_723745
723745	2020-06-10	Metals	Zinc	<	0.005	mg/L	LTM-MET-3040 Metals in Waters Soils & Sediments by ICP-MS	MB_1_723745
730981	2020-07-16	Inorganics	Alkalinity (Bicarbonate as CaCO3)	<	20	mg/L	LTM-INO-4250 Alkalinity by Electrometric Titration	MB_3_730981
730981	2020-07-16	Inorganics	Alkalinity (Carbonate as CaCO3)	<	10	mg/L	LTM-INO-4250 Alkalinity by Electrometric Titration	MB_3_730981
730981	2020-07-16	Inorganics	Alkalinity (Hydroxide) as CaCO3	<	20	mg/L	LTM-INO-4250 Alkalinity by Electrometric Titration	MB_3_730981
730981	2020-07-16	Inorganics	Alkalinity (total) as CaCO3	<	20	mg/L	LTM-INO-4250 Alkalinity by Electrometric Titration	MB_3_730981
730981	2020-07-16	Inorganics	Chloride	<	1	mg/L	LTM-INO-4090 Chloride by Discrete Analyser	MB_7_730981
730981	2020-07-16	Inorganics	Sodium	<	0.5	mg/L	LTM-MET-3010 Alkali Metals Sulfur Silicon Phosphorus by ICP-AES	MB_4_730981
730981	2020-07-16	Inorganics	Sulphate	<	5	mg/L	LTM-INO-4110 Sulfate by Discrete Analyser	MB_6_730981
730981	2020-07-16	Inorganics	Total Suspended Solids (Lab)	<	1	mg/L	LTM-INO-4070 Analysis of Suspended Solids in Water by Gravimetry	MB_5_730981
730981	2020-07-16	Metals	Aluminium	<	0.05	mg/L	LTM-MET-3040 Metals in Waters Soils & Sediments by ICP-MS	MB_2_730981
730981	2020-07-16	Metals	Aluminium	<	0.05	mg/L	LTM-MET-3040 Metals in Waters Soils & Sediments by ICP-MS	MB_1_730981
730981	2020-07-16	Metals	Cadmium	<	0.0002	mg/L	LTM-MET-3040 Metals in Waters Soils & Sediments by ICP-MS	MB_2_730981
730981	2020-07-16	Metals	Cadmium	<	0.0002	mg/L	LTM-MET-3040 Metals in Waters Soils & Sediments by ICP-MS	MB_1_730981
730981	2020-07-16	Metals	Calcium	<	0.5	mg/L	LTM-MET-3010 Alkali Metals Sulfur Silicon Phosphorus by ICP-AES	MB_4_730981
730981	2020-07-16	Metals	Cobalt	<	0.001	mg/L	LTM-MET-3040 Metals in Waters Soils & Sediments by ICP-MS	MB_2_730981
730981	2020-07-16	Metals	Cobalt	<	0.001	mg/L	LTM-MET-3040 Metals in Waters Soils & Sediments by ICP-MS	MB_1_730981
730981	2020-07-16	Metals	Copper	<	0.001	mg/L	LTM-MET-3040 Metals in Waters Soils & Sediments by ICP-MS	MB_2_730981
730981	2020-07-16	Metals	Copper	<	0.001	mg/L	LTM-MET-3040 Metals in Waters Soils & Sediments by ICP-MS	MB_1_730981
730981	2020-07-16	Metals	Iron	<	0.05	mg/L	LTM-MET-3040 Metals in Waters Soils & Sediments by ICP-MS	MB_2_730981
730981	2020-07-16	Metals	Iron	<	0.05	mg/L	LTM-MET-3040 Metals in Waters Soils & Sediments by ICP-MS	MB_1_730981
730981	2020-07-16	Metals	Lead	<	0.001	mg/L	LTM-MET-3040 Metals in Waters Soils & Sediments by ICP-MS	MB_2_730981
730981	2020-07-16	Metals	Lead	<	0.001	mg/L	LTM-MET-3040 Metals in Waters Soils & Sediments by ICP-MS	MB_1_730981
730981	2020-07-16	Metals	Magnesium	<	0.5	mg/L	LTM-MET-3010 Alkali Metals Sulfur Silicon Phosphorus by ICP-AES	MB_4_730981
730981	2020-07-16	Metals	Manganese	<	0.005	mg/L	LTM-MET-3040 Metals in Waters Soils & Sediments by ICP-MS	MB_2_730981
730981	2020-07-16	Metals	Manganese	<	0.005	mg/L	LTM-MET-3040 Metals in Waters Soils & Sediments by ICP-MS	MB_1_730981
730981	2020-07-16	Metals	Nickel	<	0.001	mg/L	LTM-MET-3040 Metals in Waters Soils & Sediments by ICP-MS	MB_2_730981
730981	2020-07-16	Metals	Nickel	<	0.001	mg/L	LTM-MET-3040 Metals in Waters Soils & Sediments by ICP-MS	MB_1_730981
730981	2020-07-16	Metals	Potassium	<	0.5	mg/L	LTM-MET-3010 Alkali Metals Sulfur Silicon Phosphorus by ICP-AES	MB_4_730981
730981	2020-07-16	Metals	Uranium	<	5	µg/L	LTM-MET-3040 Metals in Waters Soils & Sediments by ICP-MS	MB_2_730981
730981	2020-07-16	Metals	Uranium	<	5	µg/L	LTM-MET-3040 Metals in Waters Soils & Sediments by ICP-MS	MB_1_730981
730981	2020-07-16	Metals	Zinc	<	0.005	mg/L	LTM-MET-3040 Metals in Waters Soils & Sediments by ICP-MS	MB_2_730981
730981	2020-07-16	Metals	Zinc	<	0.005	mg/L	LTM-MET-3040 Metals in Waters Soils & Sediments by ICP-MS	MB_1_730981
731544	2020-07-17	Inorganics	Alkalinity (Bicarbonate as CaCO3)	<	20	mg/L	LTM-INO-4250 Alkalinity by Electrometric Titration	MB_3_731544
731544	2020-07-17	Inorganics	Alkalinity (Carbonate as CaCO3)	<	10	mg/L	LTM-INO-4250 Alkalinity by Electrometric Titration	MB_3_731544
731544	2020-07-17	Inorganics	Alkalinity (Hydroxide) as CaCO3	<	20	mg/L	LTM-INO-4250 Alkalinity by Electrometric Titration	MB_3_731544
731544	2020-07-17	Inorganics	Alkalinity (total) as CaCO3	<	20	mg/L	LTM-INO-4250 Alkalinity by Electrometric Titration	MB_3_731544
731544	2020-07-17	Inorganics	Chloride	<	1	mg/L	LTM-INO-4090 Chloride by Discrete Analyser	MB_7_731544
731544	2020-07-17	Inorganics	Sodium	<	0.5	mg/L	LTM-MET-3010 Alkali Metals Sulfur Silicon Phosphorus by ICP-AES	MB_4_731544
731544	2020-07-17	Inorganics	Sulphate	<	5	mg/L	LTM-INO-4110 Sulfate by Discrete Analyser	MB_6_731544
731544	2020-07-17	Inorganics	Total Suspended Solids (Lab)	<	1	mg/L	LTM-INO-4070 Analysis of Suspended Solids in Water by Gravimetry	MB_5_731544
731544	2020-07-17	Metals	Aluminium	<	0.05	mg/L	LTM-MET-3040 Metals in Waters Soils & Sediments by ICP-MS	MB_2_731544
731544	2020-07-17	Metals	Aluminium	<	0.05	mg/L	LTM-MET-3040 Metals in Waters Soils & Sediments by ICP-MS	MB_1_731544
731544	2020-07-17	Metals	Cadmium	<	0.0002	mg/L	LTM-MET-3040 Metals in Waters Soils & Sediments by ICP-MS	MB_2_731544
731544	2020-07-17	Metals	Cadmium	<	0.0002	mg/L	LTM-MET-3040 Metals in Waters Soils & Sediments by ICP-MS	MB_1_731544
731544	2020-07-17	Metals	Calcium	<	0.5	mg/L	LTM-MET-3010 Alkali Metals Sulfur Silicon Phosphorus by ICP-AES	MB_4_731544
731544	2020-07-17	Metals	Cobalt	<	0.001	mg/L	LTM-MET-3040 Metals in Waters Soils & Sediments by ICP-MS	MB_2_731544
731544	2020-07-17	Metals	Cobalt	<	0.001	mg/L	LTM-MET-3040 Metals in Waters Soils & Sediments by ICP-MS	MB_1_731544
731544	2020-07-17	Metals	Copper	<	0.001	mg/L	LTM-MET-3040 Metals in Waters Soils & Sediments by ICP-MS	MB_2_731544
731544	2020-07-17	Metals	Copper	<	0.001	mg/L	LTM-MET-3040 Metals in Waters Soils & Sediments by ICP-MS	MB_1_731544
731544	2020-07-17	Metals	Iron	<	0.05	mg/L	LTM-MET-3040 Metals in Waters Soils & Sediments by ICP-MS	MB_2_731544
731544	2020-07-17	Metals	Iron	<	0.05	mg/L	LTM-MET-3040 Metals in Waters Soils & Sediments by ICP-MS	MB_1_731544
731544	2020-07-17	Metals	Lead	<	0.001	mg/L	LTM-MET-3040 Metals in Waters Soils & Sediments by ICP-MS	MB_2_731544
731544	2020-07-17	Metals	Lead	<	0.001	mg/L	LTM-MET-3040 Metals in Waters Soils & Sediments by ICP-MS	MB_1_731544
731544	2020-07-17	Metals	Magnesium	<	0.5	mg/L	LTM-MET-3010 Alkali Metals Sulfur Silicon Phosphorus by ICP-AES	MB_4_731544
731544	2020-07-17	Metals	Manganese	<	0.005	mg/L	LTM-MET-3040 Metals in Waters Soils & Sediments by ICP-MS	MB_2_731544
731544	2020-07-17	Metals	Manganese	<	0.005	mg/L	LTM-MET-3040 Metals in Waters Soils & Sediments by ICP-MS	MB_1_731544
731544	2020-07-17	Metals	Nickel	<	0.001	mg/L	LTM-MET-3040 Metals in Waters Soils & Sediments by ICP-MS	MB_2_731544
731544	2020-07-17	Metals	Nickel	<	0.001	mg/L	LTM-MET-3040 Metals in Waters Soils & Sediments by ICP-MS	MB_1_731544
731544	2020-07-17	Metals	Potassium	<	0.5	mg/L	LTM-MET-3010 Alkali Metals Sulfur Silicon Phosphorus by ICP-AES	MB_4_731544
731544	2020-07-17	Metals	Uranium	<	5	µg/L	LTM-MET-3040 Metals in Waters Soils & Sediments by ICP-MS	MB_2_731544
731544	2020-07-17	Metals	Uranium	<	5	µg/L	LTM-MET-3040 Metals in Waters Soils & Sediments by ICP-MS	MB_1_731544
731544	2020-07-17	Metals	Zinc	<	0.005	mg/L	LTM-MET-3040 Metals in Waters Soils & Sediments by ICP-MS	MB_2_731544
731544	2020-07-17	Metals	Zinc	<	0.005	mg/L	LTM-MET-3040 Metals in Waters Soils & Sediments by ICP-MS	MB_1_731544
744810	2020-09-24	Inorganics	Alkalinity (Bicarbonate as CaCO3)	<	20	mg/L	LTM-INO-4250 Alkalinity by Electrometric Titration	MB_3_744810
744810	2020-09-24	Inorganics	Alkalinity (Carbonate as CaCO3)	<	10	mg/L	LTM-INO-4250 Alkalinity by Electrometric Titration	MB_3_744810
744810	2020-09-24	Inorganics	Alkalinity (Hydroxide) as CaCO3	<	20	mg/L	LTM-INO-4250 Alkalinity by Electrometric Titration	MB_3_744810
744810	2020-09-24	Inorganics	Alkalinity (total) as CaCO3	<	20	mg/L	LTM-INO-4250 Alkalinity by Electrometric Titration	MB_3_744810
744810	2020-09-24	Inorganics	Chloride	<	1	mg/L	LTM-INO-4090 Chloride by Discrete Analyser	MB_6_744810

Laboratory Blanks

Lab Report Number	Analysis Batch	Chem Group	Chem Name	Prefix	Result	Unit	Method Name	Lab Sample ID
744810	2020-09-24	Inorganics	Sodium	<	0.5	mg/L	LTM-MET-3010 Alkali Metals Sulfur Silicon Phosphorus by ICP-AES	MB_5_744810
744810	2020-09-24	Inorganics	Sulphate	<	5	mg/L	LTM-INO-4110 Sulfate by Discrete Analyser	MB_8_744810
744810	2020-09-24	Inorganics	Total Suspended Solids (Lab)	<	1	mg/L	LTM-INO-4070 Analysis of Suspended Solids in Water by Gravimetry	MB_9_744810
744810	2020-09-24	Metals	Aluminium	<	0.05	mg/L	LTM-MET-3040 Metals in Waters Soils & Sediments by ICP-MS	MB_2_744810
744810	2020-09-24	Metals	Aluminium	<	0.05	mg/L	LTM-MET-3040 Metals in Waters Soils & Sediments by ICP-MS	MB_1_744810
744810	2020-09-24	Metals	Cadmium	<	0.0002	mg/L	LTM-MET-3040 Metals in Waters Soils & Sediments by ICP-MS	MB_2_744810
744810	2020-09-24	Metals	Cadmium	<	0.0002	mg/L	LTM-MET-3040 Metals in Waters Soils & Sediments by ICP-MS	MB_4_744810
744810	2020-09-24	Metals	Calcium	<	0.5	mg/L	LTM-MET-3010 Alkali Metals Sulfur Silicon Phosphorus by ICP-AES	MB_5_744810
744810	2020-09-24	Metals	Cobalt	<	0.001	mg/L	LTM-MET-3040 Metals in Waters Soils & Sediments by ICP-MS	MB_7_744810
744810	2020-09-24	Metals	Cobalt	<	0.001	mg/L	LTM-MET-3040 Metals in Waters Soils & Sediments by ICP-MS	MB_1_744810
744810	2020-09-24	Metals	Copper	<	0.001	mg/L	LTM-MET-3040 Metals in Waters Soils & Sediments by ICP-MS	MB_7_744810
744810	2020-09-24	Metals	Copper	<	0.001	mg/L	LTM-MET-3040 Metals in Waters Soils & Sediments by ICP-MS	MB_1_744810
744810	2020-09-24	Metals	Iron	<	0.05	mg/L	LTM-MET-3040 Metals in Waters Soils & Sediments by ICP-MS	MB_2_744810
744810	2020-09-24	Metals	Iron	<	0.05	mg/L	LTM-MET-3040 Metals in Waters Soils & Sediments by ICP-MS	MB_1_744810
744810	2020-09-24	Metals	Lead	<	0.001	mg/L	LTM-MET-3040 Metals in Waters Soils & Sediments by ICP-MS	MB_2_744810
744810	2020-09-24	Metals	Lead	<	0.001	mg/L	LTM-MET-3040 Metals in Waters Soils & Sediments by ICP-MS	MB_1_744810
744810	2020-09-24	Metals	Magnesium	<	0.5	mg/L	LTM-MET-3010 Alkali Metals Sulfur Silicon Phosphorus by ICP-AES	MB_5_744810
744810	2020-09-24	Metals	Manganese	<	0.005	mg/L	LTM-MET-3040 Metals in Waters Soils & Sediments by ICP-MS	MB_7_744810
744810	2020-09-24	Metals	Manganese	<	0.005	mg/L	LTM-MET-3040 Metals in Waters Soils & Sediments by ICP-MS	MB_1_744810
744810	2020-09-24	Metals	Nickel	<	0.001	mg/L	LTM-MET-3040 Metals in Waters Soils & Sediments by ICP-MS	MB_7_744810
744810	2020-09-24	Metals	Nickel	<	0.001	mg/L	LTM-MET-3040 Metals in Waters Soils & Sediments by ICP-MS	MB_1_744810
744810	2020-09-24	Metals	Potassium	<	0.5	mg/L	LTM-MET-3010 Alkali Metals Sulfur Silicon Phosphorus by ICP-AES	MB_5_744810
744810	2020-09-24	Metals	Uranium	<	5	µg/L	LTM-MET-3040 Metals in Waters Soils & Sediments by ICP-MS	MB_2_744810
744810	2020-09-24	Metals	Uranium	<	5	µg/L	LTM-MET-3040 Metals in Waters Soils & Sediments by ICP-MS	MB_1_744810
744810	2020-09-24	Metals	Zinc	<	0.005	mg/L	LTM-MET-3040 Metals in Waters Soils & Sediments by ICP-MS	MB_7_744810
744810	2020-09-24	Metals	Zinc	<	0.005	mg/L	LTM-MET-3040 Metals in Waters Soils & Sediments by ICP-MS	MB_1_744810
765347	2021-01-04	Inorganics	Alkalinity (Bicarbonate as CaCO3)	<	20	mg/L	LTM-INO-4250 Alkalinity by Electrometric Titration	MB_3_765347
765347	2021-01-04	Inorganics	Alkalinity (Carbonate as CaCO3)	<	10	mg/L	LTM-INO-4250 Alkalinity by Electrometric Titration	MB_3_765347
765347	2021-01-04	Inorganics	Alkalinity (Hydroxide) as CaCO3	<	20	mg/L	LTM-INO-4250 Alkalinity by Electrometric Titration	MB_3_765347
765347	2021-01-04	Inorganics	Alkalinity (total) as CaCO3	<	20	mg/L	LTM-INO-4250 Alkalinity by Electrometric Titration	MB_3_765347
765347	2021-01-04	Inorganics	Chloride	<	1	mg/L	LTM-INO-4090 Chloride by Discrete Analyser	MB_7_765347
765347	2021-01-04	Inorganics	Sodium	<	0.5	mg/L	LTM-MET-3010 Alkali Metals Sulfur Silicon Phosphorus by ICP-AES	MB_4_765347
765347	2021-01-04	Inorganics	Sulphate	<	5	mg/L	LTM-INO-4110 Sulfate by Discrete Analyser	MB_5_765347
765347	2021-01-04	Inorganics	Total Suspended Solids (Lab)	<	1	mg/L	LTM-INO-4070 Analysis of Suspended Solids in Water by Gravimetry	MB_6_765347
765347	2021-01-04	Metals	Aluminium	<	0.05	mg/L	LTM-MET-3040 Metals in Waters Soils & Sediments by ICP-MS	MB_2_765347
765347	2021-01-04	Metals	Aluminium	<	0.05	mg/L	LTM-MET-3040 Metals in Waters Soils & Sediments by ICP-MS	MB_1_765347
765347	2021-01-04	Metals	Cadmium	<	0.0002	mg/L	LTM-MET-3040 Metals in Waters Soils & Sediments by ICP-MS	MB_2_765347
765347	2021-01-04	Metals	Cadmium	<	0.0002	mg/L	LTM-MET-3040 Metals in Waters Soils & Sediments by ICP-MS	MB_1_765347
765347	2021-01-04	Metals	Calcium	<	0.5	mg/L	LTM-MET-3010 Alkali Metals Sulfur Silicon Phosphorus by ICP-AES	MB_4_765347
765347	2021-01-04	Metals	Cobalt	<	0.001	mg/L	LTM-MET-3040 Metals in Waters Soils & Sediments by ICP-MS	MB_2_765347
765347	2021-01-04	Metals	Cobalt	<	0.001	mg/L	LTM-MET-3040 Metals in Waters Soils & Sediments by ICP-MS	MB_1_765347
765347	2021-01-04	Metals	Copper	<	0.001	mg/L	LTM-MET-3040 Metals in Waters Soils & Sediments by ICP-MS	MB_2_765347
765347	2021-01-04	Metals	Copper	<	0.001	mg/L	LTM-MET-3040 Metals in Waters Soils & Sediments by ICP-MS	MB_1_765347
765347	2021-01-04	Metals	Iron	<	0.05	mg/L	LTM-MET-3040 Metals in Waters Soils & Sediments by ICP-MS	MB_2_765347
765347	2021-01-04	Metals	Iron	<	0.05	mg/L	LTM-MET-3040 Metals in Waters Soils & Sediments by ICP-MS	MB_1_765347
765347	2021-01-04	Metals	Lead	<	0.001	mg/L	LTM-MET-3040 Metals in Waters Soils & Sediments by ICP-MS	MB_2_765347
765347	2021-01-04	Metals	Lead	<	0.001	mg/L	LTM-MET-3040 Metals in Waters Soils & Sediments by ICP-MS	MB_1_765347
765347	2021-01-04	Metals	Magnesium	<	0.5	mg/L	LTM-MET-3010 Alkali Metals Sulfur Silicon Phosphorus by ICP-AES	MB_4_765347
765347	2021-01-04	Metals	Manganese	<	0.005	mg/L	LTM-MET-3040 Metals in Waters Soils & Sediments by ICP-MS	MB_2_765347
765347	2021-01-04	Metals	Manganese	<	0.005	mg/L	LTM-MET-3040 Metals in Waters Soils & Sediments by ICP-MS	MB_1_765347
765347	2021-01-04	Metals	Nickel	<	0.001	mg/L	LTM-MET-3040 Metals in Waters Soils & Sediments by ICP-MS	MB_2_765347
765347	2021-01-04	Metals	Nickel	<	0.001	mg/L	LTM-MET-3040 Metals in Waters Soils & Sediments by ICP-MS	MB_1_765347
765347	2021-01-04	Metals	Potassium	<	0.5	mg/L	LTM-MET-3010 Alkali Metals Sulfur Silicon Phosphorus by ICP-AES	MB_4_765347
765347	2021-01-04	Metals	Uranium	<	5	µg/L	LTM-MET-3040 Metals in Waters Soils & Sediments by ICP-MS	MB_2_765347
765347	2021-01-04	Metals	Uranium	<	5	µg/L	LTM-MET-3040 Metals in Waters Soils & Sediments by ICP-MS	MB_1_765347
765347	2021-01-04	Metals	Zinc	<	0.005	mg/L	LTM-MET-3040 Metals in Waters Soils & Sediments by ICP-MS	MB_2_765347
765347	2021-01-04	Metals	Zinc	<	0.005	mg/L	LTM-MET-3040 Metals in Waters Soils & Sediments by ICP-MS	MB_1_765347
765944	2021-01-08	Inorganics	Alkalinity (Bicarbonate as CaCO3)	<	20	mg/L	LTM-INO-4250 Alkalinity by Electrometric Titration	MB_4_765944
765944	2021-01-08	Inorganics	Alkalinity (Carbonate as CaCO3)	<	10	mg/L	LTM-INO-4250 Alkalinity by Electrometric Titration	MB_4_765944
765944	2021-01-08	Inorganics	Alkalinity (Hydroxide) as CaCO3	<	20	mg/L	LTM-INO-4250 Alkalinity by Electrometric Titration	MB_4_765944
765944	2021-01-08	Inorganics	Alkalinity (total) as CaCO3	<	20	mg/L	LTM-INO-4250 Alkalinity by Electrometric Titration	MB_4_765944
765944	2021-01-08	Inorganics	Chloride	<	1	mg/L	LTM-INO-4090 Chloride by Discrete Analyser	MB_6_765944
765944	2021-01-08	Inorganics	Sodium	<	0.5	mg/L	LTM-MET-3010 Alkali Metals Sulfur Silicon Phosphorus by ICP-AES	MB_7_765944
765944	2021-01-08	Inorganics	Sulphate	<	5	mg/L	LTM-INO-4110 Sulfate by Discrete Analyser	MB_5_765944
765944	2021-01-08	Inorganics	Total Suspended Solids (Lab)	<	1	mg/L	LTM-INO-4070 Analysis of Suspended Solids in Water by Gravimetry	MB_3_765944
765944	2021-01-08	Metals	Aluminium	<	0.05	mg/L	LTM-MET-3040 Metals in Waters Soils & Sediments by ICP-MS	MB_2_765944
765944	2021-01-08	Metals	Aluminium	<	0.05	mg/L	LTM-MET-3040 Metals in Waters Soils & Sediments by ICP-MS	MB_1_765944
765944	2021-01-08	Metals	Cadmium	<	0.0002	mg/L	LTM-MET-3040 Metals in Waters Soils & Sediments by ICP-MS	MB_2_765944
765944	2021-01-08	Metals	Cadmium	<	0.0002	mg/L	LTM-MET-3040 Metals in Waters Soils & Sediments by ICP-MS	MB_1_765944
765944	2021-01-08	Metals	Calcium	<	0.5	mg/L	LTM-MET-3010 Alkali Metals Sulfur Silicon Phosphorus by ICP-AES	MB_7_765944
765944	2021-01-08	Metals	Chromium (III+VI)	<	0.001	mg/L	LTM-MET-3040 Metals in Waters Soils & Sediments by ICP-MS	MB_2_765944
765944	2021-01-08	Metals	Chromium (III+VI)	<	0.001	mg/L	LTM-MET-3040 Metals in Waters Soils & Sediments by ICP-MS	MB_1_765944
765944	2021-01-08	Metals	Cobalt	<	0.001	mg/L	LTM-MET-3040 Metals in Waters Soils & Sediments by ICP-MS	MB_2_765944
765944	2021-01-08	Metals	Cobalt	<	0.001	mg/L	LTM-MET-3040 Metals in Waters Soils & Sediments by ICP-MS	MB_1_765944
765944	2021-01-08	Metals	Copper	<	0.001	mg/L	LTM-MET-3040 Metals in Waters Soils & Sediments by ICP-MS	MB_2_765944
765944	2021-01-08	Metals	Copper	<	0.001	mg/L	LTM-MET-3040 Metals in Waters Soils & Sediments by ICP-MS	MB_1_765944
765944	2021-01-08	Metals	Iron	<	0.05	mg/L	LTM-MET-3040 Metals in Waters Soils & Sediments by ICP-MS	MB_2_765944
765944	2021-01-08	Metals	Iron	<	0.05	mg/L	LTM-MET-3040 Metals in Waters Soils & Sediments by ICP-MS	MB_1_765944
765944	2021-01-08	Metals	Lead	<	0.001	mg/L	LTM-MET-3040 Metals in Waters Soils & Sediments by ICP-MS	MB_2_765944
765944	2021-01-08	Metals	Lead	<	0.001	mg/L	LTM-MET-3040 Metals in Waters Soils & Sediments by ICP-MS	MB_1_765944
765944	2021-01-08	Metals	Magnesium	<	0.5	mg/L	LTM-MET-3010 Alkali Metals Sulfur Silicon Phosphorus by ICP-AES	MB_7_765944
765944	2021-01-08	Metals	Manganese	<	0.005	mg/L	LTM-MET-3040 Metals in Waters Soils & Sediments by ICP-MS	MB_2_765944
765944	2021-01-08	Metals	Manganese	<	0.005	mg/L	LTM-MET-3040 Metals in Waters Soils & Sediments by ICP-MS	MB_1_765944
765944	2021-01-08	Metals	Nickel	<	0.001	mg/L	LTM-MET-3040 Metals in Waters Soils & Sediments by ICP-MS	MB_2_765944
765944	2021-01-08	Metals	Nickel	<	0.001	mg/L	LTM-MET-3040 Metals in Waters Soils & Sediments by ICP-MS	MB_1_765944
765944	2021-01-08	Metals	Potassium	<	0.5	mg/L	LTM-MET-3010 Alkali Metals Sulfur Silicon Phosphorus by ICP-AES	MB_7_765944
765944	2021-01-08	Metals	Uranium	<	5	µg/L	LTM-MET-3040 Metals in Waters Soils & Sediments by ICP-MS	MB_2_765944
765944	2021-01-08	Metals	Uranium	<	5	µg/L	LTM-MET-3040 Metals in Waters Soils & Sediments by ICP-MS	MB_1_765944
765944	2021-01-08	Metals	Zinc	<	0.005	mg/L	LTM-MET-3040 Metals in Waters Soils & Sediments by ICP-MS	MB_2_765944
765944	2021-01-08	Metals	Zinc	<	0.005	mg/L	LTM-MET-3040 Metals in Waters Soils & Sediments by ICP-MS	MB_1_765944
769535	2021-02-03	Inorganics	Alkalinity (Bicarbonate as CaCO3)	<	20	mg/L	LTM-INO-4250 Alkalinity by Electrometric Titration	MB_2_769535
769535	2021-02-03	Inorganics	Alkalinity (Carbonate as CaCO3)	<	10	mg/L	LTM-INO-4250 Alkalinity by Electrometric Titration	MB_2_769535
769535	2021-02-03	Inorganics	Alkalinity (Hydroxide) as CaCO3	<	20	mg/L	LTM-INO-4250 Alkalinity by Electrometric Titration	MB_2_769535
769535	2021-02-03	Inorganics	Alkalinity (total) as CaCO3	<	20	mg/L	LTM-INO-4250 Alkalinity by Electrometric Titration	MB_2_769535
769535	2021-02-03	Inorganics	Chloride		45	mg/L	LTM-INO-4090 Chloride by Discrete Analyser	MB_5_769535
769535	2021-02-03	Inorganics	Sodium	<	0.5	mg/L	LTM-MET-3010 Alkali Metals Sulfur Silicon Phosphorus by ICP-AES	MB_3_769535
769535	2021-02-03	Inorganics	Sulphate	<	5	mg/L	LTM-INO-4110 Sulfate by Discrete Analyser	MB_6_769535
769535	2021-02-03	Inorganics	Total Suspended Solids (Lab)	<	1	mg/L	LTM-INO-4070 Analysis of Suspended Solids in Water by Gravimetry	MB_4_769535

Laboratory Blanks

Lab Report Number	Analysis Batch	Chem Group	Chem Name	Prefix	Result	Unit	Method Name	Lab Sample ID
769535	2021-02-03	Metals	Aluminium	<	0.05	mg/L	LTM-MET-3040 Metals in Waters Soils & Sediments by ICP-MS	MB_1_769535
769535	2021-02-03	Metals	Aluminium	<	0.05	mg/L	LTM-MET-3040 Metals in Waters Soils & Sediments by ICP-MS	MB_7_769535
769535	2021-02-03	Metals	Cadmium	<	0.0002	mg/L	LTM-MET-3040 Metals in Waters Soils & Sediments by ICP-MS	MB_1_769535
769535	2021-02-03	Metals	Cadmium	<	0.0002	mg/L	LTM-MET-3040 Metals in Waters Soils & Sediments by ICP-MS	MB_7_769535
769535	2021-02-03	Metals	Calcium	<	0.5	mg/L	LTM-MET-3010 Alkali Metals Sulfur Silicon Phosphorus by ICP-AES	MB_3_769535
769535	2021-02-03	Metals	Chromium (III+VI)	<	0.001	mg/L	LTM-MET-3040 Metals in Waters Soils & Sediments by ICP-MS	MB_1_769535
769535	2021-02-03	Metals	Chromium (III+VI)	<	0.001	mg/L	LTM-MET-3040 Metals in Waters Soils & Sediments by ICP-MS	MB_7_769535
769535	2021-02-03	Metals	Cobalt	<	0.001	mg/L	LTM-MET-3040 Metals in Waters Soils & Sediments by ICP-MS	MB_1_769535
769535	2021-02-03	Metals	Cobalt	<	0.001	mg/L	LTM-MET-3040 Metals in Waters Soils & Sediments by ICP-MS	MB_7_769535
769535	2021-02-03	Metals	Copper	<	0.001	mg/L	LTM-MET-3040 Metals in Waters Soils & Sediments by ICP-MS	MB_1_769535
769535	2021-02-03	Metals	Copper	<	0.001	mg/L	LTM-MET-3040 Metals in Waters Soils & Sediments by ICP-MS	MB_7_769535
769535	2021-02-03	Metals	Iron	<	0.05	mg/L	LTM-MET-3040 Metals in Waters Soils & Sediments by ICP-MS	MB_1_769535
769535	2021-02-03	Metals	Iron	<	0.05	mg/L	LTM-MET-3040 Metals in Waters Soils & Sediments by ICP-MS	MB_7_769535
769535	2021-02-03	Metals	Lead	<	0.001	mg/L	LTM-MET-3040 Metals in Waters Soils & Sediments by ICP-MS	MB_1_769535
769535	2021-02-03	Metals	Lead	<	0.001	mg/L	LTM-MET-3040 Metals in Waters Soils & Sediments by ICP-MS	MB_7_769535
769535	2021-02-03	Metals	Magnesium	<	0.5	mg/L	LTM-MET-3010 Alkali Metals Sulfur Silicon Phosphorus by ICP-AES	MB_3_769535
769535	2021-02-03	Metals	Manganese	<	0.005	mg/L	LTM-MET-3040 Metals in Waters Soils & Sediments by ICP-MS	MB_1_769535
769535	2021-02-03	Metals	Manganese	<	0.005	mg/L	LTM-MET-3040 Metals in Waters Soils & Sediments by ICP-MS	MB_7_769535
769535	2021-02-03	Metals	Nickel	<	0.001	mg/L	LTM-MET-3040 Metals in Waters Soils & Sediments by ICP-MS	MB_1_769535
769535	2021-02-03	Metals	Nickel	<	0.001	mg/L	LTM-MET-3040 Metals in Waters Soils & Sediments by ICP-MS	MB_7_769535
769535	2021-02-03	Metals	Potassium	<	0.5	mg/L	LTM-MET-3010 Alkali Metals Sulfur Silicon Phosphorus by ICP-AES	MB_3_769535
769535	2021-02-03	Metals	Uranium	<	5	µg/L	LTM-MET-3040 Metals in Waters Soils & Sediments by ICP-MS	MB_1_769535
769535	2021-02-03	Metals	Uranium	<	5	µg/L	LTM-MET-3040 Metals in Waters Soils & Sediments by ICP-MS	MB_7_769535
769535	2021-02-03	Metals	Zinc	<	0.005	mg/L	LTM-MET-3040 Metals in Waters Soils & Sediments by ICP-MS	MB_1_769535
769535	2021-02-03	Metals	Zinc	<	0.005	mg/L	LTM-MET-3040 Metals in Waters Soils & Sediments by ICP-MS	MB_7_769535
769539	2021-02-03	Inorganics	Alkalinity (Bicarbonate as CaCO3)	<	20	mg/L	LTM-INO-4250 Alkalinity by Electrometric Titration	MB_1_769539
769539	2021-02-03	Inorganics	Alkalinity (Carbonate as CaCO3)	<	10	mg/L	LTM-INO-4250 Alkalinity by Electrometric Titration	MB_1_769539
769539	2021-02-03	Inorganics	Alkalinity (Hydroxide) as CaCO3	<	20	mg/L	LTM-INO-4250 Alkalinity by Electrometric Titration	MB_1_769539
769539	2021-02-03	Inorganics	Alkalinity (total) as CaCO3	<	20	mg/L	LTM-INO-4250 Alkalinity by Electrometric Titration	MB_1_769539
769539	2021-02-03	Inorganics	Chloride		45	mg/L	LTM-INO-4090 Chloride by Discrete Analyser	MB_3_769539
769539	2021-02-03	Inorganics	Sodium	<	0.5	mg/L	LTM-MET-3010 Alkali Metals Sulfur Silicon Phosphorus by ICP-AES	MB_2_769539
769539	2021-02-03	Inorganics	Sulphate	<	5	mg/L	LTM-INO-4110 Sulfate by Discrete Analyser	MB_4_769539
769539	2021-02-03	Inorganics	Total Suspended Solids (Lab)	<	1	mg/L	LTM-INO-4070 Analysis of Suspended Solids in Water by Gravimetry	MB_5_769539
769539	2021-02-03	Metals	Aluminium	<	0.05	mg/L	LTM-MET-3040 Metals in Waters Soils & Sediments by ICP-MS	MB_6_769539
769539	2021-02-03	Metals	Cadmium	<	0.0002	mg/L	LTM-MET-3040 Metals in Waters Soils & Sediments by ICP-MS	MB_6_769539
769539	2021-02-03	Metals	Calcium	<	0.5	mg/L	LTM-MET-3010 Alkali Metals Sulfur Silicon Phosphorus by ICP-AES	MB_2_769539
769539	2021-02-03	Metals	Chromium (III+VI)	<	0.001	mg/L	LTM-MET-3040 Metals in Waters Soils & Sediments by ICP-MS	MB_6_769539
769539	2021-02-03	Metals	Cobalt	<	0.001	mg/L	LTM-MET-3040 Metals in Waters Soils & Sediments by ICP-MS	MB_6_769539
769539	2021-02-03	Metals	Copper	<	0.001	mg/L	LTM-MET-3040 Metals in Waters Soils & Sediments by ICP-MS	MB_6_769539
769539	2021-02-03	Metals	Iron	<	0.05	mg/L	LTM-MET-3040 Metals in Waters Soils & Sediments by ICP-MS	MB_6_769539
769539	2021-02-03	Metals	Lead	<	0.001	mg/L	LTM-MET-3040 Metals in Waters Soils & Sediments by ICP-MS	MB_6_769539
769539	2021-02-03	Metals	Magnesium	<	0.5	mg/L	LTM-MET-3010 Alkali Metals Sulfur Silicon Phosphorus by ICP-AES	MB_2_769539
769539	2021-02-03	Metals	Manganese	<	0.005	mg/L	LTM-MET-3040 Metals in Waters Soils & Sediments by ICP-MS	MB_6_769539
769539	2021-02-03	Metals	Nickel	<	0.001	mg/L	LTM-MET-3040 Metals in Waters Soils & Sediments by ICP-MS	MB_6_769539
769539	2021-02-03	Metals	Potassium	<	0.5	mg/L	LTM-MET-3010 Alkali Metals Sulfur Silicon Phosphorus by ICP-AES	MB_2_769539
769539	2021-02-03	Metals	Uranium	<	5	µg/L	LTM-MET-3040 Metals in Waters Soils & Sediments by ICP-MS	MB_6_769539
769539	2021-02-03	Metals	Zinc	<	0.005	mg/L	LTM-MET-3040 Metals in Waters Soils & Sediments by ICP-MS	MB_6_769539
773234	2021-02-18	Inorganics	Alkalinity (Bicarbonate as CaCO3)	<	20	mg/L	LTM-INO-4250 Alkalinity by Electrometric Titration	MB_6_773234
773234	2021-02-18	Inorganics	Alkalinity (Carbonate as CaCO3)	<	10	mg/L	LTM-INO-4250 Alkalinity by Electrometric Titration	MB_6_773234
773234	2021-02-18	Inorganics	Alkalinity (Hydroxide) as CaCO3	<	20	mg/L	LTM-INO-4250 Alkalinity by Electrometric Titration	MB_6_773234
773234	2021-02-18	Inorganics	Alkalinity (total) as CaCO3	<	20	mg/L	LTM-INO-4250 Alkalinity by Electrometric Titration	MB_6_773234
773234	2021-02-18	Inorganics	Chloride	<	1	mg/L	LTM-INO-4090 Chloride by Discrete Analyser	MB_4_773234
773234	2021-02-18	Inorganics	Sodium	<	0.5	mg/L	LTM-MET-3010 Alkali Metals Sulfur Silicon Phosphorus by ICP-AES	MB_2_773234
773234	2021-02-18	Inorganics	Sulphate	<	5	mg/L	LTM-INO-4110 Sulfate by Discrete Analyser	MB_5_773234
773234	2021-02-18	Inorganics	Total Suspended Solids (Lab)	<	1	mg/L	LTM-INO-4070 Analysis of Suspended Solids in Water by Gravimetry	MB_1_773234
773234	2021-02-18	Metals	Aluminium	<	0.05	mg/L	LTM-MET-3040 Metals in Waters Soils & Sediments by ICP-MS	MB_3_773234
773234	2021-02-18	Metals	Cadmium	<	0.0002	mg/L	LTM-MET-3040 Metals in Waters Soils & Sediments by ICP-MS	MB_3_773234
773234	2021-02-18	Metals	Calcium	<	0.5	mg/L	LTM-MET-3010 Alkali Metals Sulfur Silicon Phosphorus by ICP-AES	MB_2_773234
773234	2021-02-18	Metals	Chromium (III+VI)	<	0.001	mg/L	LTM-MET-3040 Metals in Waters Soils & Sediments by ICP-MS	MB_3_773234
773234	2021-02-18	Metals	Cobalt	<	0.001	mg/L	LTM-MET-3040 Metals in Waters Soils & Sediments by ICP-MS	MB_3_773234
773234	2021-02-18	Metals	Copper	<	0.001	mg/L	LTM-MET-3040 Metals in Waters Soils & Sediments by ICP-MS	MB_3_773234
773234	2021-02-18	Metals	Iron	<	0.05	mg/L	LTM-MET-3040 Metals in Waters Soils & Sediments by ICP-MS	MB_3_773234
773234	2021-02-18	Metals	Lead	<	0.001	mg/L	LTM-MET-3040 Metals in Waters Soils & Sediments by ICP-MS	MB_3_773234
773234	2021-02-18	Metals	Magnesium	<	0.5	mg/L	LTM-MET-3010 Alkali Metals Sulfur Silicon Phosphorus by ICP-AES	MB_2_773234
773234	2021-02-18	Metals	Manganese	<	0.005	mg/L	LTM-MET-3040 Metals in Waters Soils & Sediments by ICP-MS	MB_3_773234
773234	2021-02-18	Metals	Nickel	<	0.001	mg/L	LTM-MET-3040 Metals in Waters Soils & Sediments by ICP-MS	MB_3_773234
773234	2021-02-18	Metals	Potassium	<	0.5	mg/L	LTM-MET-3010 Alkali Metals Sulfur Silicon Phosphorus by ICP-AES	MB_2_773234
773234	2021-02-18	Metals	Uranium	<	5	µg/L	LTM-MET-3040 Metals in Waters Soils & Sediments by ICP-MS	MB_3_773234
773234	2021-02-18	Metals	Zinc	<	0.005	mg/L	LTM-MET-3040 Metals in Waters Soils & Sediments by ICP-MS	MB_3_773234
776508	2021-03-10	Inorganics	Alkalinity (Bicarbonate as CaCO3)	<	20	mg/L	LTM-INO-4250 Alkalinity by Electrometric Titration	MB_2_776508
776508	2021-03-10	Inorganics	Alkalinity (Carbonate as CaCO3)	<	10	mg/L	LTM-INO-4250 Alkalinity by Electrometric Titration	MB_2_776508
776508	2021-03-10	Inorganics	Alkalinity (Hydroxide) as CaCO3	<	20	mg/L	LTM-INO-4250 Alkalinity by Electrometric Titration	MB_2_776508
776508	2021-03-10	Inorganics	Alkalinity (total) as CaCO3	<	20	mg/L	LTM-INO-4250 Alkalinity by Electrometric Titration	MB_2_776508
776508	2021-03-10	Inorganics	Chloride	<	1	mg/L	LTM-INO-4090 Chloride by Discrete Analyser	MB_6_776508
776508	2021-03-10	Inorganics	Sodium	<	0.5	mg/L	LTM-MET-3010 Alkali Metals Sulfur Silicon Phosphorus by ICP-AES	MB_4_776508
776508	2021-03-10	Inorganics	Sulphate	<	5	mg/L	LTM-INO-4110 Sulfate by Discrete Analyser	MB_5_776508
776508	2021-03-10	Inorganics	Total Suspended Solids (Lab)	<	1	mg/L	LTM-INO-4070 Analysis of Suspended Solids in Water by Gravimetry	MB_3_776508
776508	2021-03-10	Metals	Aluminium	<	0.05	mg/L	LTM-MET-3040 Metals in Waters Soils & Sediments by ICP-MS	MB_1_776508
776508	2021-03-10	Metals	Cadmium	<	0.0002	mg/L	LTM-MET-3040 Metals in Waters Soils & Sediments by ICP-MS	MB_1_776508
776508	2021-03-10	Metals	Calcium	<	0.5	mg/L	LTM-MET-3010 Alkali Metals Sulfur Silicon Phosphorus by ICP-AES	MB_4_776508
776508	2021-03-10	Metals	Chromium (III+VI)	<	0.001	mg/L	LTM-MET-3040 Metals in Waters Soils & Sediments by ICP-MS	MB_1_776508
776508	2021-03-10	Metals	Cobalt	<	0.001	mg/L	LTM-MET-3040 Metals in Waters Soils & Sediments by ICP-MS	MB_1_776508
776508	2021-03-10	Metals	Copper	<	0.001	mg/L	LTM-MET-3040 Metals in Waters Soils & Sediments by ICP-MS	MB_1_776508
776508	2021-03-10	Metals	Iron	<	0.05	mg/L	LTM-MET-3040 Metals in Waters Soils & Sediments by ICP-MS	MB_1_776508
776508	2021-03-10	Metals	Lead	<	0.001	mg/L	LTM-MET-3040 Metals in Waters Soils & Sediments by ICP-MS	MB_1_776508
776508	2021-03-10	Metals	Magnesium	<	0.5	mg/L	LTM-MET-3010 Alkali Metals Sulfur Silicon Phosphorus by ICP-AES	MB_4_776508
776508	2021-03-10	Metals	Manganese	<	0.005	mg/L	LTM-MET-3040 Metals in Waters Soils & Sediments by ICP-MS	MB_1_776508
776508	2021-03-10	Metals	Nickel	<	0.001	mg/L	LTM-MET-3040 Metals in Waters Soils & Sediments by ICP-MS	MB_1_776508
776508	2021-03-10	Metals	Potassium	<	0.5	mg/L	LTM-MET-3010 Alkali Metals Sulfur Silicon Phosphorus by ICP-AES	MB_4_776508
776508	2021-03-10	Metals	Uranium	<	5	µg/L	LTM-MET-3040 Metals in Waters Soils & Sediments by ICP-MS	MB_1_776508
776508	2021-03-10	Metals	Zinc	<	0.005	mg/L	LTM-MET-3040 Metals in Waters Soils & Sediments by ICP-MS	MB_1_776508
778099	2021-03-11	Inorganics	Alkalinity (Bicarbonate as CaCO3)	<	20	mg/L	LTM-INO-4250 Alkalinity by Electrometric Titration	MB_2_778099
778099	2021-03-11	Inorganics	Alkalinity (Carbonate as CaCO3)	<	10	mg/L	LTM-INO-4250 Alkalinity by Electrometric Titration	MB_2_778099
778099	2021-03-11	Inorganics	Alkalinity (Hydroxide) as CaCO3	<	20	mg/L	LTM-INO-4250 Alkalinity by Electrometric Titration	MB_2_778099
778099	2021-03-11	Inorganics	Alkalinity (total) as CaCO3	<	20	mg/L	LTM-INO-4250 Alkalinity by Electrometric Titration	MB_2_778099
778099	2021-03-11	Inorganics	Chloride	<	1	mg/L	LTM-INO-4090 Chloride by Discrete Analyser	MB_6_778099
778099	2021-03-11	Inorganics	Sodium	<	0.5	mg/L	LTM-MET-3010 Alkali Metals Sulfur Silicon Phosphorus by ICP-AES	MB_3_778099
778099	2021-03-11	Inorganics	Sulphate	<	5	mg/L	LTM-INO-4110 Sulfate by Discrete Analyser	MB_5_778099

Laboratory Blanks

Lab Report Number	Analysis Batch	Chem Group	Chem Name	Prefix	Result	Unit	Method Name	Lab Sample ID
778099	2021-03-11	Inorganics	Total Suspended Solids (Lab)	<	1	mg/L	LTM-INO-4070 Analysis of Suspended Solids in Water by Gravimetry	MB_4_778099
778099	2021-03-11	Metals	Aluminium	<	0.05	mg/L	LTM-MET-3040 Metals in Waters Soils & Sediments by ICP-MS	MB_1_778099
778099	2021-03-11	Metals	Cadmium	<	0.0002	mg/L	LTM-MET-3040 Metals in Waters Soils & Sediments by ICP-MS	MB_1_778099
778099	2021-03-11	Metals	Calcium	<	0.5	mg/L	LTM-MET-3010 Alkali Metals Sulfur Silicon Phosphorus by ICP-AES	MB_3_778099
778099	2021-03-11	Metals	Chromium (III+VI)	<	0.001	mg/L	LTM-MET-3040 Metals in Waters Soils & Sediments by ICP-MS	MB_1_778099
778099	2021-03-11	Metals	Cobalt	<	0.001	mg/L	LTM-MET-3040 Metals in Waters Soils & Sediments by ICP-MS	MB_1_778099
778099	2021-03-11	Metals	Copper	<	0.001	mg/L	LTM-MET-3040 Metals in Waters Soils & Sediments by ICP-MS	MB_1_778099
778099	2021-03-11	Metals	Iron	<	0.05	mg/L	LTM-MET-3040 Metals in Waters Soils & Sediments by ICP-MS	MB_1_778099
778099	2021-03-11	Metals	Lead	<	0.001	mg/L	LTM-MET-3040 Metals in Waters Soils & Sediments by ICP-MS	MB_1_778099
778099	2021-03-11	Metals	Magnesium	<	0.5	mg/L	LTM-MET-3010 Alkali Metals Sulfur Silicon Phosphorus by ICP-AES	MB_3_778099
778099	2021-03-11	Metals	Manganese	<	0.005	mg/L	LTM-MET-3040 Metals in Waters Soils & Sediments by ICP-MS	MB_1_778099
778099	2021-03-11	Metals	Nickel	<	0.001	mg/L	LTM-MET-3040 Metals in Waters Soils & Sediments by ICP-MS	MB_1_778099
778099	2021-03-11	Metals	Potassium	<	0.5	mg/L	LTM-MET-3010 Alkali Metals Sulfur Silicon Phosphorus by ICP-AES	MB_3_778099
778099	2021-03-11	Metals	Uranium	<	5	µg/L	LTM-MET-3040 Metals in Waters Soils & Sediments by ICP-MS	MB_1_778099
778099	2021-03-11	Metals	Zinc	<	0.005	mg/L	LTM-MET-3040 Metals in Waters Soils & Sediments by ICP-MS	MB_1_778099
778104	2021-03-12	Inorganics	Alkalinity (Bicarbonate as CaCO3)	<	20	mg/L	LTM-INO-4250 Alkalinity by Electrometric Titration	MB_1_778104
778104	2021-03-12	Inorganics	Alkalinity (Carbonate as CaCO3)	<	10	mg/L	LTM-INO-4250 Alkalinity by Electrometric Titration	MB_1_778104
778104	2021-03-12	Inorganics	Alkalinity (Hydroxide) as CaCO3	<	20	mg/L	LTM-INO-4250 Alkalinity by Electrometric Titration	MB_1_778104
778104	2021-03-12	Inorganics	Alkalinity (total) as CaCO3	<	20	mg/L	LTM-INO-4250 Alkalinity by Electrometric Titration	MB_1_778104
778104	2021-03-12	Inorganics	Chloride	<	1	mg/L	LTM-INO-4090 Chloride by Discrete Analyser	MB_2_778104
778104	2021-03-12	Inorganics	Sodium	<	0.5	mg/L	LTM-MET-3010 Alkali Metals Sulfur Silicon Phosphorus by ICP-AES	MB_6_778104
778104	2021-03-12	Inorganics	Sulphate	<	5	mg/L	LTM-INO-4110 Sulfate by Discrete Analyser	MB_3_778104
778104	2021-03-12	Inorganics	Total Suspended Solids (Lab)	<	1	mg/L	LTM-INO-4070 Analysis of Suspended Solids in Water by Gravimetry	MB_4_778104
778104	2021-03-12	Metals	Aluminium	<	0.05	mg/L	LTM-MET-3040 Metals in Waters Soils & Sediments by ICP-MS	MB_5_778104
778104	2021-03-12	Metals	Cadmium	<	0.0002	mg/L	LTM-MET-3040 Metals in Waters Soils & Sediments by ICP-MS	MB_5_778104
778104	2021-03-12	Metals	Calcium	<	0.5	mg/L	LTM-MET-3010 Alkali Metals Sulfur Silicon Phosphorus by ICP-AES	MB_6_778104
778104	2021-03-12	Metals	Chromium (III+VI)	<	0.001	mg/L	LTM-MET-3040 Metals in Waters Soils & Sediments by ICP-MS	MB_5_778104
778104	2021-03-12	Metals	Cobalt	<	0.001	mg/L	LTM-MET-3040 Metals in Waters Soils & Sediments by ICP-MS	MB_5_778104
778104	2021-03-12	Metals	Copper	<	0.001	mg/L	LTM-MET-3040 Metals in Waters Soils & Sediments by ICP-MS	MB_5_778104
778104	2021-03-12	Metals	Iron	<	0.05	mg/L	LTM-MET-3040 Metals in Waters Soils & Sediments by ICP-MS	MB_5_778104
778104	2021-03-12	Metals	Lead	<	0.001	mg/L	LTM-MET-3040 Metals in Waters Soils & Sediments by ICP-MS	MB_5_778104
778104	2021-03-12	Metals	Magnesium	<	0.5	mg/L	LTM-MET-3010 Alkali Metals Sulfur Silicon Phosphorus by ICP-AES	MB_6_778104
778104	2021-03-12	Metals	Manganese	<	0.005	mg/L	LTM-MET-3040 Metals in Waters Soils & Sediments by ICP-MS	MB_5_778104
778104	2021-03-12	Metals	Nickel	<	0.001	mg/L	LTM-MET-3040 Metals in Waters Soils & Sediments by ICP-MS	MB_5_778104
778104	2021-03-12	Metals	Potassium	<	0.5	mg/L	LTM-MET-3010 Alkali Metals Sulfur Silicon Phosphorus by ICP-AES	MB_6_778104
778104	2021-03-12	Metals	Uranium	<	5	µg/L	LTM-MET-3040 Metals in Waters Soils & Sediments by ICP-MS	MB_5_778104
778104	2021-03-12	Metals	Zinc	<	0.005	mg/L	LTM-MET-3040 Metals in Waters Soils & Sediments by ICP-MS	MB_5_778104
778106	2021-03-12	Inorganics	Alkalinity (Bicarbonate as CaCO3)	<	20	mg/L	LTM-INO-4250 Alkalinity by Electrometric Titration	MB_2_778106
778106	2021-03-12	Inorganics	Alkalinity (Carbonate as CaCO3)	<	10	mg/L	LTM-INO-4250 Alkalinity by Electrometric Titration	MB_2_778106
778106	2021-03-12	Inorganics	Alkalinity (Hydroxide) as CaCO3	<	20	mg/L	LTM-INO-4250 Alkalinity by Electrometric Titration	MB_2_778106
778106	2021-03-12	Inorganics	Alkalinity (total) as CaCO3	<	20	mg/L	LTM-INO-4250 Alkalinity by Electrometric Titration	MB_2_778106
778106	2021-03-12	Inorganics	Chloride	<	1	mg/L	LTM-INO-4090 Chloride by Discrete Analyser	MB_4_778106
778106	2021-03-12	Inorganics	Sodium	<	0.5	mg/L	LTM-MET-3010 Alkali Metals Sulfur Silicon Phosphorus by ICP-AES	MB_3_778106
778106	2021-03-12	Inorganics	Sulphate	<	5	mg/L	LTM-INO-4110 Sulfate by Discrete Analyser	MB_5_778106
778106	2021-03-12	Inorganics	Total Suspended Solids (Lab)	<	1	mg/L	LTM-INO-4070 Analysis of Suspended Solids in Water by Gravimetry	MB_6_778106
778106	2021-03-12	Metals	Aluminium	<	0.05	mg/L	LTM-MET-3040 Metals in Waters Soils & Sediments by ICP-MS	MB_1_778106
778106	2021-03-12	Metals	Cadmium	<	0.0002	mg/L	LTM-MET-3040 Metals in Waters Soils & Sediments by ICP-MS	MB_1_778106
778106	2021-03-12	Metals	Calcium	<	0.5	mg/L	LTM-MET-3010 Alkali Metals Sulfur Silicon Phosphorus by ICP-AES	MB_3_778106
778106	2021-03-12	Metals	Chromium (III+VI)	<	0.001	mg/L	LTM-MET-3040 Metals in Waters Soils & Sediments by ICP-MS	MB_1_778106
778106	2021-03-12	Metals	Cobalt	<	0.001	mg/L	LTM-MET-3040 Metals in Waters Soils & Sediments by ICP-MS	MB_1_778106
778106	2021-03-12	Metals	Copper	<	0.001	mg/L	LTM-MET-3040 Metals in Waters Soils & Sediments by ICP-MS	MB_1_778106
778106	2021-03-12	Metals	Iron	<	0.05	mg/L	LTM-MET-3040 Metals in Waters Soils & Sediments by ICP-MS	MB_1_778106
778106	2021-03-12	Metals	Lead	<	0.001	mg/L	LTM-MET-3040 Metals in Waters Soils & Sediments by ICP-MS	MB_1_778106
778106	2021-03-12	Metals	Magnesium	<	0.5	mg/L	LTM-MET-3010 Alkali Metals Sulfur Silicon Phosphorus by ICP-AES	MB_3_778106
778106	2021-03-12	Metals	Manganese	<	0.005	mg/L	LTM-MET-3040 Metals in Waters Soils & Sediments by ICP-MS	MB_1_778106
778106	2021-03-12	Metals	Nickel	<	0.001	mg/L	LTM-MET-3040 Metals in Waters Soils & Sediments by ICP-MS	MB_1_778106
778106	2021-03-12	Metals	Potassium	<	0.5	mg/L	LTM-MET-3010 Alkali Metals Sulfur Silicon Phosphorus by ICP-AES	MB_3_778106
778106	2021-03-12	Metals	Uranium	<	5	µg/L	LTM-MET-3040 Metals in Waters Soils & Sediments by ICP-MS	MB_1_778106
778106	2021-03-12	Metals	Zinc	<	0.005	mg/L	LTM-MET-3040 Metals in Waters Soils & Sediments by ICP-MS	MB_1_778106
780087	2021-03-19	Inorganics	Alkalinity (Bicarbonate as CaCO3)	<	20	mg/L	LTM-INO-4250 Alkalinity by Electrometric Titration	MB_6_780087
780087	2021-03-19	Inorganics	Alkalinity (Carbonate as CaCO3)	<	10	mg/L	LTM-INO-4250 Alkalinity by Electrometric Titration	MB_6_780087
780087	2021-03-19	Inorganics	Alkalinity (Hydroxide) as CaCO3	<	20	mg/L	LTM-INO-4250 Alkalinity by Electrometric Titration	MB_6_780087
780087	2021-03-19	Inorganics	Alkalinity (total) as CaCO3	<	20	mg/L	LTM-INO-4250 Alkalinity by Electrometric Titration	MB_6_780087
780087	2021-03-19	Inorganics	Chloride	<	1	mg/L	LTM-INO-4090 Chloride by Discrete Analyser	MB_2_780087
780087	2021-03-19	Inorganics	Sodium	<	0.5	mg/L	LTM-MET-3010 Alkali Metals Sulfur Silicon Phosphorus by ICP-AES	MB_1_780087
780087	2021-03-19	Inorganics	Sulphate	<	5	mg/L	LTM-INO-4110 Sulfate by Discrete Analyser	MB_3_780087
780087	2021-03-19	Metals	Aluminium	<	0.05	mg/L	LTM-MET-3040 Metals in Waters Soils & Sediments by ICP-MS	MB_5_780087
780087	2021-03-19	Metals	Aluminium	<	0.05	mg/L	LTM-MET-3040 Metals in Waters Soils & Sediments by ICP-MS	MB_4_780087
780087	2021-03-19	Metals	Cadmium	<	0.0002	mg/L	LTM-MET-3040 Metals in Waters Soils & Sediments by ICP-MS	MB_5_780087
780087	2021-03-19	Metals	Cadmium	<	0.0002	mg/L	LTM-MET-3040 Metals in Waters Soils & Sediments by ICP-MS	MB_4_780087
780087	2021-03-19	Metals	Calcium	<	0.5	mg/L	LTM-MET-3010 Alkali Metals Sulfur Silicon Phosphorus by ICP-AES	MB_1_780087
780087	2021-03-19	Metals	Chromium (III+VI)	<	0.001	mg/L	LTM-MET-3040 Metals in Waters Soils & Sediments by ICP-MS	MB_5_780087
780087	2021-03-19	Metals	Chromium (III+VI)	<	0.001	mg/L	LTM-MET-3040 Metals in Waters Soils & Sediments by ICP-MS	MB_4_780087
780087	2021-03-19	Metals	Cobalt	<	0.001	mg/L	LTM-MET-3040 Metals in Waters Soils & Sediments by ICP-MS	MB_5_780087
780087	2021-03-19	Metals	Cobalt	<	0.001	mg/L	LTM-MET-3040 Metals in Waters Soils & Sediments by ICP-MS	MB_4_780087
780087	2021-03-19	Metals	Copper	<	0.001	mg/L	LTM-MET-3040 Metals in Waters Soils & Sediments by ICP-MS	MB_5_780087
780087	2021-03-19	Metals	Copper	<	0.001	mg/L	LTM-MET-3040 Metals in Waters Soils & Sediments by ICP-MS	MB_4_780087
780087	2021-03-19	Metals	Iron	<	0.05	mg/L	LTM-MET-3040 Metals in Waters Soils & Sediments by ICP-MS	MB_5_780087
780087	2021-03-19	Metals	Iron	<	0.05	mg/L	LTM-MET-3040 Metals in Waters Soils & Sediments by ICP-MS	MB_4_780087
780087	2021-03-19	Metals	Lead	<	0.001	mg/L	LTM-MET-3040 Metals in Waters Soils & Sediments by ICP-MS	MB_5_780087
780087	2021-03-19	Metals	Lead	<	0.001	mg/L	LTM-MET-3040 Metals in Waters Soils & Sediments by ICP-MS	MB_4_780087
780087	2021-03-19	Metals	Magnesium	<	0.5	mg/L	LTM-MET-3010 Alkali Metals Sulfur Silicon Phosphorus by ICP-AES	MB_1_780087
780087	2021-03-19	Metals	Manganese	<	0.005	mg/L	LTM-MET-3040 Metals in Waters Soils & Sediments by ICP-MS	MB_5_780087
780087	2021-03-19	Metals	Manganese	<	0.005	mg/L	LTM-MET-3040 Metals in Waters Soils & Sediments by ICP-MS	MB_4_780087
780087	2021-03-19	Metals	Nickel	<	0.001	mg/L	LTM-MET-3040 Metals in Waters Soils & Sediments by ICP-MS	MB_5_780087
780087	2021-03-19	Metals	Nickel	<	0.001	mg/L	LTM-MET-3040 Metals in Waters Soils & Sediments by ICP-MS	MB_4_780087
780087	2021-03-19	Metals	Potassium	<	0.5	mg/L	LTM-MET-3010 Alkali Metals Sulfur Silicon Phosphorus by ICP-AES	MB_1_780087
780087	2021-03-19	Metals	Uranium	<	5	µg/L	LTM-MET-3040 Metals in Waters Soils & Sediments by ICP-MS	MB_5_780087
780087	2021-03-19	Metals	Uranium	<	5	µg/L	LTM-MET-3040 Metals in Waters Soils & Sediments by ICP-MS	MB_4_780087
780087	2021-03-19	Metals	Zinc	<	0.005	mg/L	LTM-MET-3040 Metals in Waters Soils & Sediments by ICP-MS	MB_5_780087
780087	2021-03-19	Metals	Zinc	<	0.005	mg/L	LTM-MET-3040 Metals in Waters Soils & Sediments by ICP-MS	MB_4_780087
780093	2021-03-18	Inorganics	Alkalinity (Bicarbonate as CaCO3)	<	20	mg/L	LTM-INO-4250 Alkalinity by Electrometric Titration	MB_1_780093
780093	2021-03-18	Inorganics	Alkalinity (Carbonate as CaCO3)	<	10	mg/L	LTM-INO-4250 Alkalinity by Electrometric Titration	MB_1_780093
780093	2021-03-18	Inorganics	Alkalinity (Hydroxide) as CaCO3	<	20	mg/L	LTM-INO-4250 Alkalinity by Electrometric Titration	MB_1_780093
780093	2021-03-18	Inorganics	Alkalinity (total) as CaCO3	<	20	mg/L	LTM-INO-4250 Alkalinity by Electrometric Titration	MB_1_780093
780093	2021-03-18	Inorganics	Chloride	<	1	mg/L	LTM-INO-4090 Chloride by Discrete Analyser	MB_3_780093
780093	2021-03-18	Inorganics	Sodium	<	0.5	mg/L	LTM-MET-3010 Alkali Metals Sulfur Silicon Phosphorus by ICP-AES	MB_2_780093
780093	2021-03-18	Inorganics	Sulphate	<	5	mg/L	LTM-INO-4110 Sulfate by Discrete Analyser	MB_4_780093

Laboratory Blanks

Lab Report Number	Analysis Batch	Chem Group	Chem Name	Prefix	Result	Unit	Method Name	Lab Sample ID
780093	2021-03-18	Inorganics	Total Suspended Solids (Lab)	<	1	mg/L	LTM-INO-4070 Analysis of Suspended Solids in Water by Gravimetry	MB_5_780093
780093	2021-03-18	Metals	Aluminium	<	0.05	mg/L	LTM-MET-3040 Metals in Waters Soils & Sediments by ICP-MS	MB_6_780093
780093	2021-03-18	Metals	Cadmium	<	0.0002	mg/L	LTM-MET-3040 Metals in Waters Soils & Sediments by ICP-MS	MB_6_780093
780093	2021-03-18	Metals	Calcium	<	0.5	mg/L	LTM-MET-3010 Alkali Metals Sulfur Silicon Phosphorus by ICP-AES	MB_2_780093
780093	2021-03-18	Metals	Chromium (III+VI)	<	0.001	mg/L	LTM-MET-3040 Metals in Waters Soils & Sediments by ICP-MS	MB_6_780093
780093	2021-03-18	Metals	Cobalt	<	0.001	mg/L	LTM-MET-3040 Metals in Waters Soils & Sediments by ICP-MS	MB_6_780093
780093	2021-03-18	Metals	Copper	<	0.001	mg/L	LTM-MET-3040 Metals in Waters Soils & Sediments by ICP-MS	MB_6_780093
780093	2021-03-18	Metals	Iron	<	0.05	mg/L	LTM-MET-3040 Metals in Waters Soils & Sediments by ICP-MS	MB_6_780093
780093	2021-03-18	Metals	Lead	<	0.001	mg/L	LTM-MET-3040 Metals in Waters Soils & Sediments by ICP-MS	MB_6_780093
780093	2021-03-18	Metals	Magnesium	<	0.5	mg/L	LTM-MET-3010 Alkali Metals Sulfur Silicon Phosphorus by ICP-AES	MB_2_780093
780093	2021-03-18	Metals	Manganese	<	0.005	mg/L	LTM-MET-3040 Metals in Waters Soils & Sediments by ICP-MS	MB_6_780093
780093	2021-03-18	Metals	Nickel	<	0.001	mg/L	LTM-MET-3040 Metals in Waters Soils & Sediments by ICP-MS	MB_6_780093
780093	2021-03-18	Metals	Potassium	<	0.5	mg/L	LTM-MET-3010 Alkali Metals Sulfur Silicon Phosphorus by ICP-AES	MB_2_780093
780093	2021-03-18	Metals	Uranium	<	5	µg/L	LTM-MET-3040 Metals in Waters Soils & Sediments by ICP-MS	MB_6_780093
780093	2021-03-18	Metals	Zinc	<	0.005	mg/L	LTM-MET-3040 Metals in Waters Soils & Sediments by ICP-MS	MB_6_780093
782067	2021-03-31	Inorganics	Alkalinity (Bicarbonate as CaCO3)	<	20	mg/L	LTM-INO-4250 Alkalinity by Electrometric Titration	MB_2_782067
782067	2021-03-31	Inorganics	Alkalinity (Carbonate as CaCO3)	<	10	mg/L	LTM-INO-4250 Alkalinity by Electrometric Titration	MB_2_782067
782067	2021-03-31	Inorganics	Alkalinity (Hydroxide) as CaCO3	<	20	mg/L	LTM-INO-4250 Alkalinity by Electrometric Titration	MB_2_782067
782067	2021-03-31	Inorganics	Alkalinity (total) as CaCO3	<	20	mg/L	LTM-INO-4250 Alkalinity by Electrometric Titration	MB_2_782067
782067	2021-03-31	Inorganics	Chloride	<	1	mg/L	LTM-INO-4090 Chloride by Discrete Analyser	MB_3_782067
782067	2021-03-31	Inorganics	Sodium	<	0.5	mg/L	LTM-MET-3010 Alkali Metals Sulfur Silicon Phosphorus by ICP-AES	MB_5_782067
782067	2021-03-31	Inorganics	Sulphate	<	5	mg/L	LTM-INO-4110 Sulfate by Discrete Analyser	MB_4_782067
782067	2021-03-31	Inorganics	Total Suspended Solids (Lab)	<	1	mg/L	LTM-INO-4070 Analysis of Suspended Solids in Water by Gravimetry	MB_7_782067
782067	2021-03-31	Metals	Aluminium	<	0.05	mg/L	LTM-MET-3040 Metals in Waters Soils & Sediments by ICP-MS	MB_1_782067
782067	2021-03-31	Metals	Aluminium	<	0.05	mg/L	LTM-MET-3040 Metals in Waters Soils & Sediments by ICP-MS	MB_6_782067
782067	2021-03-31	Metals	Cadmium	<	0.0002	mg/L	LTM-MET-3040 Metals in Waters Soils & Sediments by ICP-MS	MB_1_782067
782067	2021-03-31	Metals	Cadmium	<	0.0002	mg/L	LTM-MET-3040 Metals in Waters Soils & Sediments by ICP-MS	MB_6_782067
782067	2021-03-31	Metals	Calcium	<	0.5	mg/L	LTM-MET-3010 Alkali Metals Sulfur Silicon Phosphorus by ICP-AES	MB_5_782067
782067	2021-03-31	Metals	Chromium (III+VI)	<	0.001	mg/L	LTM-MET-3040 Metals in Waters Soils & Sediments by ICP-MS	MB_1_782067
782067	2021-03-31	Metals	Chromium (III+VI)	<	0.001	mg/L	LTM-MET-3040 Metals in Waters Soils & Sediments by ICP-MS	MB_6_782067
782067	2021-03-31	Metals	Cobalt	<	0.001	mg/L	LTM-MET-3040 Metals in Waters Soils & Sediments by ICP-MS	MB_1_782067
782067	2021-03-31	Metals	Cobalt	<	0.001	mg/L	LTM-MET-3040 Metals in Waters Soils & Sediments by ICP-MS	MB_6_782067
782067	2021-03-31	Metals	Copper	<	0.001	mg/L	LTM-MET-3040 Metals in Waters Soils & Sediments by ICP-MS	MB_1_782067
782067	2021-03-31	Metals	Copper	<	0.001	mg/L	LTM-MET-3040 Metals in Waters Soils & Sediments by ICP-MS	MB_6_782067
782067	2021-03-31	Metals	Iron	<	0.05	mg/L	LTM-MET-3040 Metals in Waters Soils & Sediments by ICP-MS	MB_1_782067
782067	2021-03-31	Metals	Iron	<	0.05	mg/L	LTM-MET-3040 Metals in Waters Soils & Sediments by ICP-MS	MB_6_782067
782067	2021-03-31	Metals	Lead	<	0.001	mg/L	LTM-MET-3040 Metals in Waters Soils & Sediments by ICP-MS	MB_1_782067
782067	2021-03-31	Metals	Lead	<	0.001	mg/L	LTM-MET-3040 Metals in Waters Soils & Sediments by ICP-MS	MB_6_782067
782067	2021-03-31	Metals	Magnesium	<	0.5	mg/L	LTM-MET-3010 Alkali Metals Sulfur Silicon Phosphorus by ICP-AES	MB_5_782067
782067	2021-03-31	Metals	Manganese	<	0.005	mg/L	LTM-MET-3040 Metals in Waters Soils & Sediments by ICP-MS	MB_1_782067
782067	2021-03-31	Metals	Manganese	<	0.005	mg/L	LTM-MET-3040 Metals in Waters Soils & Sediments by ICP-MS	MB_6_782067
782067	2021-03-31	Metals	Nickel	<	0.001	mg/L	LTM-MET-3040 Metals in Waters Soils & Sediments by ICP-MS	MB_1_782067
782067	2021-03-31	Metals	Nickel	<	0.001	mg/L	LTM-MET-3040 Metals in Waters Soils & Sediments by ICP-MS	MB_6_782067
782067	2021-03-31	Metals	Potassium	<	0.5	mg/L	LTM-MET-3010 Alkali Metals Sulfur Silicon Phosphorus by ICP-AES	MB_5_782067
782067	2021-03-31	Metals	Uranium	<	5	µg/L	LTM-MET-3040 Metals in Waters Soils & Sediments by ICP-MS	MB_1_782067
782067	2021-03-31	Metals	Uranium	<	5	µg/L	LTM-MET-3040 Metals in Waters Soils & Sediments by ICP-MS	MB_6_782067
782067	2021-03-31	Metals	Zinc	<	0.005	mg/L	LTM-MET-3040 Metals in Waters Soils & Sediments by ICP-MS	MB_1_782067
782067	2021-03-31	Metals	Zinc	<	0.005	mg/L	LTM-MET-3040 Metals in Waters Soils & Sediments by ICP-MS	MB_6_782067
782069	2021-03-31	Inorganics	Alkalinity (Bicarbonate as CaCO3)	<	20	mg/L	LTM-INO-4250 Alkalinity by Electrometric Titration	MB_2_782069
782069	2021-03-31	Inorganics	Alkalinity (Carbonate as CaCO3)	<	10	mg/L	LTM-INO-4250 Alkalinity by Electrometric Titration	MB_2_782069
782069	2021-03-31	Inorganics	Alkalinity (Hydroxide) as CaCO3	<	20	mg/L	LTM-INO-4250 Alkalinity by Electrometric Titration	MB_2_782069
782069	2021-03-31	Inorganics	Alkalinity (total) as CaCO3	<	20	mg/L	LTM-INO-4250 Alkalinity by Electrometric Titration	MB_2_782069
782069	2021-03-31	Inorganics	Chloride	<	1	mg/L	LTM-INO-4090 Chloride by Discrete Analyser	MB_3_782069
782069	2021-03-31	Inorganics	Sodium	<	0.5	mg/L	LTM-MET-3010 Alkali Metals Sulfur Silicon Phosphorus by ICP-AES	MB_7_782069
782069	2021-03-31	Inorganics	Sulphate	<	5	mg/L	LTM-INO-4110 Sulfate by Discrete Analyser	MB_4_782069
782069	2021-03-31	Inorganics	Total Suspended Solids (Lab)	<	1	mg/L	LTM-INO-4070 Analysis of Suspended Solids in Water by Gravimetry	MB_5_782069
782069	2021-03-31	Metals	Aluminium	<	0.05	mg/L	LTM-MET-3040 Metals in Waters Soils & Sediments by ICP-MS	MB_1_782069
782069	2021-03-31	Metals	Aluminium	<	0.05	mg/L	LTM-MET-3040 Metals in Waters Soils & Sediments by ICP-MS	MB_6_782069
782069	2021-03-31	Metals	Cadmium	<	0.0002	mg/L	LTM-MET-3040 Metals in Waters Soils & Sediments by ICP-MS	MB_1_782069
782069	2021-03-31	Metals	Cadmium	<	0.0002	mg/L	LTM-MET-3040 Metals in Waters Soils & Sediments by ICP-MS	MB_6_782069
782069	2021-03-31	Metals	Calcium	<	0.5	mg/L	LTM-MET-3010 Alkali Metals Sulfur Silicon Phosphorus by ICP-AES	MB_7_782069
782069	2021-03-31	Metals	Chromium (III+VI)	<	0.001	mg/L	LTM-MET-3040 Metals in Waters Soils & Sediments by ICP-MS	MB_1_782069
782069	2021-03-31	Metals	Chromium (III+VI)	<	0.001	mg/L	LTM-MET-3040 Metals in Waters Soils & Sediments by ICP-MS	MB_6_782069
782069	2021-03-31	Metals	Cobalt	<	0.001	mg/L	LTM-MET-3040 Metals in Waters Soils & Sediments by ICP-MS	MB_1_782069
782069	2021-03-31	Metals	Cobalt	<	0.001	mg/L	LTM-MET-3040 Metals in Waters Soils & Sediments by ICP-MS	MB_6_782069
782069	2021-03-31	Metals	Copper	<	0.001	mg/L	LTM-MET-3040 Metals in Waters Soils & Sediments by ICP-MS	MB_1_782069
782069	2021-03-31	Metals	Copper	<	0.001	mg/L	LTM-MET-3040 Metals in Waters Soils & Sediments by ICP-MS	MB_6_782069
782069	2021-03-31	Metals	Iron	<	0.05	mg/L	LTM-MET-3040 Metals in Waters Soils & Sediments by ICP-MS	MB_1_782069
782069	2021-03-31	Metals	Iron	<	0.05	mg/L	LTM-MET-3040 Metals in Waters Soils & Sediments by ICP-MS	MB_6_782069
782069	2021-03-31	Metals	Lead	<	0.001	mg/L	LTM-MET-3040 Metals in Waters Soils & Sediments by ICP-MS	MB_1_782069
782069	2021-03-31	Metals	Lead	<	0.001	mg/L	LTM-MET-3040 Metals in Waters Soils & Sediments by ICP-MS	MB_6_782069
782069	2021-03-31	Metals	Magnesium	<	0.5	mg/L	LTM-MET-3010 Alkali Metals Sulfur Silicon Phosphorus by ICP-AES	MB_7_782069
782069	2021-03-31	Metals	Manganese	<	0.005	mg/L	LTM-MET-3040 Metals in Waters Soils & Sediments by ICP-MS	MB_1_782069
782069	2021-03-31	Metals	Manganese	<	0.005	mg/L	LTM-MET-3040 Metals in Waters Soils & Sediments by ICP-MS	MB_6_782069
782069	2021-03-31	Metals	Nickel	<	0.001	mg/L	LTM-MET-3040 Metals in Waters Soils & Sediments by ICP-MS	MB_1_782069
782069	2021-03-31	Metals	Nickel	<	0.001	mg/L	LTM-MET-3040 Metals in Waters Soils & Sediments by ICP-MS	MB_6_782069
782069	2021-03-31	Metals	Potassium	<	0.5	mg/L	LTM-MET-3010 Alkali Metals Sulfur Silicon Phosphorus by ICP-AES	MB_7_782069
782069	2021-03-31	Metals	Uranium	<	5	µg/L	LTM-MET-3040 Metals in Waters Soils & Sediments by ICP-MS	MB_1_782069
782069	2021-03-31	Metals	Uranium	<	5	µg/L	LTM-MET-3040 Metals in Waters Soils & Sediments by ICP-MS	MB_6_782069
782069	2021-03-31	Metals	Zinc	<	0.005	mg/L	LTM-MET-3040 Metals in Waters Soils & Sediments by ICP-MS	MB_1_782069
782069	2021-03-31	Metals	Zinc	<	0.005	mg/L	LTM-MET-3040 Metals in Waters Soils & Sediments by ICP-MS	MB_6_782069
783019	2021-04-06	Inorganics	Alkalinity (Bicarbonate as CaCO3)	<	20	mg/L	LTM-INO-4250 Alkalinity by Electrometric Titration	MB_1_783019
783019	2021-04-06	Inorganics	Alkalinity (Carbonate as CaCO3)	<	10	mg/L	LTM-INO-4250 Alkalinity by Electrometric Titration	MB_1_783019
783019	2021-04-06	Inorganics	Alkalinity (Hydroxide) as CaCO3	<	20	mg/L	LTM-INO-4250 Alkalinity by Electrometric Titration	MB_1_783019
783019	2021-04-06	Inorganics	Alkalinity (total) as CaCO3	<	20	mg/L	LTM-INO-4250 Alkalinity by Electrometric Titration	MB_1_783019
783019	2021-04-06	Inorganics	Chloride	<	1	mg/L	LTM-INO-4090 Chloride by Discrete Analyser	MB_7_783019
783019	2021-04-06	Inorganics	Sodium	<	0.5	mg/L	LTM-MET-3010 Alkali Metals Sulfur Silicon Phosphorus by ICP-AES	MB_2_783019
783019	2021-04-06	Inorganics	Sulphate	<	5	mg/L	LTM-INO-4110 Sulfate by Discrete Analyser	MB_3_783019
783019	2021-04-06	Inorganics	Total Suspended Solids (Lab)	<	1	mg/L	LTM-INO-4070 Analysis of Suspended Solids in Water by Gravimetry	MB_4_783019
783019	2021-04-06	Metals	Aluminium	<	0.05	mg/L	LTM-MET-3040 Metals in Waters Soils & Sediments by ICP-MS	MB_6_783019
783019	2021-04-06	Metals	Aluminium	<	0.05	mg/L	LTM-MET-3040 Metals in Waters Soils & Sediments by ICP-MS	MB_5_783019
783019	2021-04-06	Metals	Cadmium	<	0.0002	mg/L	LTM-MET-3040 Metals in Waters Soils & Sediments by ICP-MS	MB_8_783019
783019	2021-04-06	Metals	Cadmium	<	0.0002	mg/L	LTM-MET-3040 Metals in Waters Soils & Sediments by ICP-MS	MB_5_783019
783019	2021-04-06	Metals	Calcium	<	0.5	mg/L	LTM-MET-3010 Alkali Metals Sulfur Silicon Phosphorus by ICP-AES	MB_2_783019
783019	2021-04-06	Metals	Chromium (III+VI)	<	0.001	mg/L	LTM-MET-3040 Metals in Waters Soils & Sediments by ICP-MS	MB_8_783019
783019	2021-04-06	Metals	Chromium (III+VI)	<	0.001	mg/L	LTM-MET-3040 Metals in Waters Soils & Sediments by ICP-MS	MB_5_783019
783019	2021-04-06	Metals	Cobalt	<	0.001	mg/L	LTM-MET-3040 Metals in Waters Soils & Sediments by ICP-MS	MB_8_783019
783019	2021-04-06	Metals	Cobalt	<	0.001	mg/L	LTM-MET-3040 Metals in Waters Soils & Sediments by ICP-MS	MB_5_783019

Laboratory Blanks

Lab Report Number	Analysis Batch	Chem Group	Chem Name	Prefix	Result	Unit	Method Name	Lab Sample ID
783019	2021-04-06	Metals	Copper	<	0.001	mg/L	LTM-MET-3040 Metals in Waters Soils & Sediments by ICP-MS	MB_8_783019
783019	2021-04-06	Metals	Copper	<	0.001	mg/L	LTM-MET-3040 Metals in Waters Soils & Sediments by ICP-MS	MB_5_783019
783019	2021-04-06	Metals	Iron	<	0.05	mg/L	LTM-MET-3040 Metals in Waters Soils & Sediments by ICP-MS	MB_8_783019
783019	2021-04-06	Metals	Iron	<	0.05	mg/L	LTM-MET-3040 Metals in Waters Soils & Sediments by ICP-MS	MB_5_783019
783019	2021-04-06	Metals	Lead	<	0.001	mg/L	LTM-MET-3040 Metals in Waters Soils & Sediments by ICP-MS	MB_8_783019
783019	2021-04-06	Metals	Lead	<	0.001	mg/L	LTM-MET-3040 Metals in Waters Soils & Sediments by ICP-MS	MB_5_783019
783019	2021-04-06	Metals	Magnesium	<	0.5	mg/L	LTM-MET-3010 Alkali Metals Sulfur Silicon Phosphorus by ICP-AES	MB_2_783019
783019	2021-04-06	Metals	Manganese	<	0.005	mg/L	LTM-MET-3040 Metals in Waters Soils & Sediments by ICP-MS	MB_8_783019
783019	2021-04-06	Metals	Manganese	<	0.005	mg/L	LTM-MET-3040 Metals in Waters Soils & Sediments by ICP-MS	MB_5_783019
783019	2021-04-06	Metals	Nickel	<	0.001	mg/L	LTM-MET-3040 Metals in Waters Soils & Sediments by ICP-MS	MB_8_783019
783019	2021-04-06	Metals	Nickel	<	0.001	mg/L	LTM-MET-3040 Metals in Waters Soils & Sediments by ICP-MS	MB_5_783019
783019	2021-04-06	Metals	Potassium	<	0.5	mg/L	LTM-MET-3010 Alkali Metals Sulfur Silicon Phosphorus by ICP-AES	MB_2_783019
783019	2021-04-06	Metals	Uranium	<	5	µg/L	LTM-MET-3040 Metals in Waters Soils & Sediments by ICP-MS	MB_6_783019
783019	2021-04-06	Metals	Uranium	<	5	µg/L	LTM-MET-3040 Metals in Waters Soils & Sediments by ICP-MS	MB_5_783019
783019	2021-04-06	Metals	Zinc	<	0.005	mg/L	LTM-MET-3040 Metals in Waters Soils & Sediments by ICP-MS	MB_8_783019
783019	2021-04-06	Metals	Zinc	<	0.005	mg/L	LTM-MET-3040 Metals in Waters Soils & Sediments by ICP-MS	MB_5_783019
784672	2021-04-09	Inorganics	Alkalinity (Bicarbonate as CaCO3)	<	20	mg/L	LTM-INO-4250 Alkalinity by Electrometric Titration	MB_2_784672
784672	2021-04-09	Inorganics	Alkalinity (Carbonate as CaCO3)	<	10	mg/L	LTM-INO-4250 Alkalinity by Electrometric Titration	MB_2_784672
784672	2021-04-09	Inorganics	Alkalinity (Hydroxide) as CaCO3	<	20	mg/L	LTM-INO-4250 Alkalinity by Electrometric Titration	MB_2_784672
784672	2021-04-09	Inorganics	Alkalinity (total) as CaCO3	<	20	mg/L	LTM-INO-4250 Alkalinity by Electrometric Titration	MB_2_784672
784672	2021-04-09	Inorganics	Chloride	<	1	mg/L	LTM-INO-4090 Chloride by Discrete Analyser	MB_3_784672
784672	2021-04-09	Inorganics	Sodium	<	0.5	mg/L	LTM-MET-3010 Alkali Metals Sulfur Silicon Phosphorus by ICP-AES	MB_7_784672
784672	2021-04-09	Inorganics	Sulphate	<	5	mg/L	LTM-INO-4110 Sulfate by Discrete Analyser	MB_5_784672
784672	2021-04-09	Metals	Aluminium	<	0.05	mg/L	LTM-MET-3040 Metals in Waters Soils & Sediments by ICP-MS	MB_1_784672
784672	2021-04-09	Metals	Aluminium	<	0.05	mg/L	LTM-MET-3040 Metals in Waters Soils & Sediments by ICP-MS	MB_6_784672
784672	2021-04-09	Metals	Cadmium	<	0.0002	mg/L	LTM-MET-3040 Metals in Waters Soils & Sediments by ICP-MS	MB_1_784672
784672	2021-04-09	Metals	Cadmium	<	0.0002	mg/L	LTM-MET-3040 Metals in Waters Soils & Sediments by ICP-MS	MB_6_784672
784672	2021-04-09	Metals	Calcium	<	0.5	mg/L	LTM-MET-3010 Alkali Metals Sulfur Silicon Phosphorus by ICP-AES	MB_7_784672
784672	2021-04-09	Metals	Chromium (III+VI)	<	0.001	mg/L	LTM-MET-3040 Metals in Waters Soils & Sediments by ICP-MS	MB_1_784672
784672	2021-04-09	Metals	Chromium (III+VI)	<	0.001	mg/L	LTM-MET-3040 Metals in Waters Soils & Sediments by ICP-MS	MB_6_784672
784672	2021-04-09	Metals	Cobalt	<	0.001	mg/L	LTM-MET-3040 Metals in Waters Soils & Sediments by ICP-MS	MB_4_784672
784672	2021-04-09	Metals	Cobalt	<	0.001	mg/L	LTM-MET-3040 Metals in Waters Soils & Sediments by ICP-MS	MB_6_784672
784672	2021-04-09	Metals	Copper	<	0.001	mg/L	LTM-MET-3040 Metals in Waters Soils & Sediments by ICP-MS	MB_1_784672
784672	2021-04-09	Metals	Copper	<	0.001	mg/L	LTM-MET-3040 Metals in Waters Soils & Sediments by ICP-MS	MB_6_784672
784672	2021-04-09	Metals	Iron	<	0.05	mg/L	LTM-MET-3040 Metals in Waters Soils & Sediments by ICP-MS	MB_1_784672
784672	2021-04-09	Metals	Iron	<	0.05	mg/L	LTM-MET-3040 Metals in Waters Soils & Sediments by ICP-MS	MB_6_784672
784672	2021-04-09	Metals	Lead	<	0.001	mg/L	LTM-MET-3040 Metals in Waters Soils & Sediments by ICP-MS	MB_1_784672
784672	2021-04-09	Metals	Lead	<	0.001	mg/L	LTM-MET-3040 Metals in Waters Soils & Sediments by ICP-MS	MB_6_784672
784672	2021-04-09	Metals	Magnesium	<	0.5	mg/L	LTM-MET-3010 Alkali Metals Sulfur Silicon Phosphorus by ICP-AES	MB_7_784672
784672	2021-04-09	Metals	Manganese	<	0.005	mg/L	LTM-MET-3040 Metals in Waters Soils & Sediments by ICP-MS	MB_1_784672
784672	2021-04-09	Metals	Manganese	<	0.005	mg/L	LTM-MET-3040 Metals in Waters Soils & Sediments by ICP-MS	MB_6_784672
784672	2021-04-09	Metals	Nickel	<	0.001	mg/L	LTM-MET-3040 Metals in Waters Soils & Sediments by ICP-MS	MB_4_784672
784672	2021-04-09	Metals	Nickel	<	0.001	mg/L	LTM-MET-3040 Metals in Waters Soils & Sediments by ICP-MS	MB_6_784672
784672	2021-04-09	Metals	Potassium	<	0.5	mg/L	LTM-MET-3010 Alkali Metals Sulfur Silicon Phosphorus by ICP-AES	MB_7_784672
784672	2021-04-09	Metals	Uranium	<	5	µg/L	LTM-MET-3040 Metals in Waters Soils & Sediments by ICP-MS	MB_4_784672
784672	2021-04-09	Metals	Uranium	<	5	µg/L	LTM-MET-3040 Metals in Waters Soils & Sediments by ICP-MS	MB_6_784672
784672	2021-04-09	Metals	Zinc	<	0.005	mg/L	LTM-MET-3040 Metals in Waters Soils & Sediments by ICP-MS	MB_6_784672
787444	2021-04-21	Inorganics	Alkalinity (Bicarbonate as CaCO3)	<	20	mg/L	LTM-INO-4250 Alkalinity by Electrometric Titration	MB_1_787444
787444	2021-04-21	Inorganics	Alkalinity (Carbonate as CaCO3)	<	10	mg/L	LTM-INO-4250 Alkalinity by Electrometric Titration	MB_1_787444
787444	2021-04-21	Inorganics	Alkalinity (Hydroxide) as CaCO3	<	20	mg/L	LTM-INO-4250 Alkalinity by Electrometric Titration	MB_1_787444
787444	2021-04-21	Inorganics	Alkalinity (total) as CaCO3	<	20	mg/L	LTM-INO-4250 Alkalinity by Electrometric Titration	MB_1_787444
787444	2021-04-21	Inorganics	Chloride	<	1	mg/L	LTM-INO-4090 Chloride by Discrete Analyser	MB_2_787444
787444	2021-04-21	Inorganics	Sodium	<	0.5	mg/L	LTM-MET-3010 Alkali Metals Sulfur Silicon Phosphorus by ICP-AES	MB_6_787444
787444	2021-04-21	Inorganics	Sulphate	<	5	mg/L	LTM-INO-4110 Sulfate by Discrete Analyser	MB_3_787444
787444	2021-04-21	Metals	Aluminium	<	0.05	mg/L	LTM-MET-3040 Metals in Waters Soils & Sediments by ICP-MS	MB_5_787444
787444	2021-04-21	Metals	Aluminium	<	0.05	mg/L	LTM-MET-3040 Metals in Waters Soils & Sediments by ICP-MS	MB_4_787444
787444	2021-04-21	Metals	Cadmium	<	0.0002	mg/L	LTM-MET-3040 Metals in Waters Soils & Sediments by ICP-MS	MB_5_787444
787444	2021-04-21	Metals	Cadmium	<	0.0002	mg/L	LTM-MET-3040 Metals in Waters Soils & Sediments by ICP-MS	MB_4_787444
787444	2021-04-21	Metals	Calcium	<	0.5	mg/L	LTM-MET-3010 Alkali Metals Sulfur Silicon Phosphorus by ICP-AES	MB_6_787444
787444	2021-04-21	Metals	Chromium (III+VI)	<	0.001	mg/L	LTM-MET-3040 Metals in Waters Soils & Sediments by ICP-MS	MB_5_787444
787444	2021-04-21	Metals	Chromium (III+VI)	<	0.001	mg/L	LTM-MET-3040 Metals in Waters Soils & Sediments by ICP-MS	MB_4_787444
787444	2021-04-21	Metals	Cobalt	<	0.001	mg/L	LTM-MET-3040 Metals in Waters Soils & Sediments by ICP-MS	MB_5_787444
787444	2021-04-21	Metals	Cobalt	<	0.001	mg/L	LTM-MET-3040 Metals in Waters Soils & Sediments by ICP-MS	MB_4_787444
787444	2021-04-21	Metals	Copper	<	0.001	mg/L	LTM-MET-3040 Metals in Waters Soils & Sediments by ICP-MS	MB_5_787444
787444	2021-04-21	Metals	Copper	<	0.001	mg/L	LTM-MET-3040 Metals in Waters Soils & Sediments by ICP-MS	MB_4_787444
787444	2021-04-21	Metals	Iron	<	0.05	mg/L	LTM-MET-3040 Metals in Waters Soils & Sediments by ICP-MS	MB_5_787444
787444	2021-04-21	Metals	Iron	<	0.05	mg/L	LTM-MET-3040 Metals in Waters Soils & Sediments by ICP-MS	MB_4_787444
787444	2021-04-21	Metals	Lead	<	0.001	mg/L	LTM-MET-3040 Metals in Waters Soils & Sediments by ICP-MS	MB_5_787444
787444	2021-04-21	Metals	Lead	<	0.001	mg/L	LTM-MET-3040 Metals in Waters Soils & Sediments by ICP-MS	MB_4_787444
787444	2021-04-21	Metals	Magnesium	<	0.5	mg/L	LTM-MET-3010 Alkali Metals Sulfur Silicon Phosphorus by ICP-AES	MB_6_787444
787444	2021-04-21	Metals	Manganese	<	0.005	mg/L	LTM-MET-3040 Metals in Waters Soils & Sediments by ICP-MS	MB_5_787444
787444	2021-04-21	Metals	Manganese	<	0.005	mg/L	LTM-MET-3040 Metals in Waters Soils & Sediments by ICP-MS	MB_4_787444
787444	2021-04-21	Metals	Nickel	<	0.001	mg/L	LTM-MET-3040 Metals in Waters Soils & Sediments by ICP-MS	MB_5_787444
787444	2021-04-21	Metals	Nickel	<	0.001	mg/L	LTM-MET-3040 Metals in Waters Soils & Sediments by ICP-MS	MB_4_787444
787444	2021-04-21	Metals	Potassium	<	0.5	mg/L	LTM-MET-3010 Alkali Metals Sulfur Silicon Phosphorus by ICP-AES	MB_6_787444
787444	2021-04-21	Metals	Uranium	<	5	µg/L	LTM-MET-3040 Metals in Waters Soils & Sediments by ICP-MS	MB_5_787444
787444	2021-04-21	Metals	Uranium	<	5	µg/L	LTM-MET-3040 Metals in Waters Soils & Sediments by ICP-MS	MB_4_787444
787444	2021-04-21	Metals	Zinc	<	0.005	mg/L	LTM-MET-3040 Metals in Waters Soils & Sediments by ICP-MS	MB_5_787444
787444	2021-04-21	Metals	Zinc	<	0.005	mg/L	LTM-MET-3040 Metals in Waters Soils & Sediments by ICP-MS	MB_4_787444
787455	2021-04-21	Inorganics	Alkalinity (Bicarbonate as CaCO3)	<	20	mg/L	LTM-INO-4250 Alkalinity by Electrometric Titration	MB_7_787455
787455	2021-04-21	Inorganics	Alkalinity (Carbonate as CaCO3)	<	10	mg/L	LTM-INO-4250 Alkalinity by Electrometric Titration	MB_7_787455
787455	2021-04-21	Inorganics	Alkalinity (Hydroxide) as CaCO3	<	20	mg/L	LTM-INO-4250 Alkalinity by Electrometric Titration	MB_7_787455
787455	2021-04-21	Inorganics	Alkalinity (total) as CaCO3	<	20	mg/L	LTM-INO-4250 Alkalinity by Electrometric Titration	MB_7_787455
787455	2021-04-21	Inorganics	Chloride	<	1	mg/L	LTM-INO-4090 Chloride by Discrete Analyser	MB_4_787455
787455	2021-04-21	Inorganics	Sodium	<	0.5	mg/L	LTM-MET-3010 Alkali Metals Sulfur Silicon Phosphorus by ICP-AES	MB_3_787455
787455	2021-04-21	Inorganics	Sulphate	<	5	mg/L	LTM-INO-4110 Sulfate by Discrete Analyser	MB_5_787455
787455	2021-04-21	Inorganics	Total Suspended Solids (Lab)	<	1	mg/L	LTM-INO-4070 Analysis of Suspended Solids in Water by Gravimetry	MB_6_787455
787455	2021-04-21	Metals	Aluminium	<	0.05	mg/L	LTM-MET-3040 Metals in Waters Soils & Sediments by ICP-MS	MB_2_787455
787455	2021-04-21	Metals	Aluminium	<	0.05	mg/L	LTM-MET-3040 Metals in Waters Soils & Sediments by ICP-MS	MB_1_787455
787455	2021-04-21	Metals	Cadmium	<	0.0002	mg/L	LTM-MET-3040 Metals in Waters Soils & Sediments by ICP-MS	MB_2_787455
787455	2021-04-21	Metals	Cadmium	<	0.0002	mg/L	LTM-MET-3040 Metals in Waters Soils & Sediments by ICP-MS	MB_1_787455
787455	2021-04-21	Metals	Calcium	<	0.5	mg/L	LTM-MET-3010 Alkali Metals Sulfur Silicon Phosphorus by ICP-AES	MB_3_787455
787455	2021-04-21	Metals	Chromium (III+VI)	<	0.001	mg/L	LTM-MET-3040 Metals in Waters Soils & Sediments by ICP-MS	MB_2_787455
787455	2021-04-21	Metals	Chromium (III+VI)	<	0.001	mg/L	LTM-MET-3040 Metals in Waters Soils & Sediments by ICP-MS	MB_1_787455
787455	2021-04-21	Metals	Cobalt	<	0.001	mg/L	LTM-MET-3040 Metals in Waters Soils & Sediments by ICP-MS	MB_2_787455
787455	2021-04-21	Metals	Cobalt	<	0.001	mg/L	LTM-MET-3040 Metals in Waters Soils & Sediments by ICP-MS	MB_1_787455
787455	2021-04-21	Metals	Copper	<	0.001	mg/L	LTM-MET-3040 Metals in Waters Soils & Sediments by ICP-MS	MB_2_787455
787455	2021-04-21	Metals	Copper	<	0.001	mg/L	LTM-MET-3040 Metals in Waters Soils & Sediments by ICP-MS	MB_1_787455

Laboratory Blanks

Lab Report Number	Analysis Batch	Chem Group	Chem Name	Prefix	Result	Unit	Method Name	Lab Sample ID
787455	2021-04-21	Metals	Iron	<	0.05	mg/L	LTM-MET-3040 Metals in Waters Soils & Sediments by ICP-MS	MB_2_787455
787455	2021-04-21	Metals	Iron	<	0.05	mg/L	LTM-MET-3040 Metals in Waters Soils & Sediments by ICP-MS	MB_1_787455
787455	2021-04-21	Metals	Lead	<	0.001	mg/L	LTM-MET-3040 Metals in Waters Soils & Sediments by ICP-MS	MB_2_787455
787455	2021-04-21	Metals	Lead	<	0.001	mg/L	LTM-MET-3040 Metals in Waters Soils & Sediments by ICP-MS	MB_1_787455
787455	2021-04-21	Metals	Magnesium	<	0.5	mg/L	LTM-MET-3010 Alkali Metals Sulfur Silicon Phosphorus by ICP-AES	MB_3_787455
787455	2021-04-21	Metals	Manganese	<	0.005	mg/L	LTM-MET-3040 Metals in Waters Soils & Sediments by ICP-MS	MB_2_787455
787455	2021-04-21	Metals	Manganese	<	0.005	mg/L	LTM-MET-3040 Metals in Waters Soils & Sediments by ICP-MS	MB_1_787455
787455	2021-04-21	Metals	Nickel	<	0.001	mg/L	LTM-MET-3040 Metals in Waters Soils & Sediments by ICP-MS	MB_2_787455
787455	2021-04-21	Metals	Nickel	<	0.001	mg/L	LTM-MET-3040 Metals in Waters Soils & Sediments by ICP-MS	MB_1_787455
787455	2021-04-21	Metals	Potassium	<	0.5	mg/L	LTM-MET-3010 Alkali Metals Sulfur Silicon Phosphorus by ICP-AES	MB_3_787455
787455	2021-04-21	Metals	Uranium	<	5	µg/L	LTM-MET-3040 Metals in Waters Soils & Sediments by ICP-MS	MB_2_787455
787455	2021-04-21	Metals	Uranium	<	5	µg/L	LTM-MET-3040 Metals in Waters Soils & Sediments by ICP-MS	MB_1_787455
787455	2021-04-21	Metals	Zinc	<	0.005	mg/L	LTM-MET-3040 Metals in Waters Soils & Sediments by ICP-MS	MB_2_787455
787455	2021-04-21	Metals	Zinc	<	0.005	mg/L	LTM-MET-3040 Metals in Waters Soils & Sediments by ICP-MS	MB_1_787455
787456	2021-04-21	Inorganics	Alkalinity (Bicarbonate as CaCO3)	<	20	mg/L	LTM-INO-4250 Alkalinity by Electrometric Titration	MB_2_787456
787456	2021-04-21	Inorganics	Alkalinity (Carbonate as CaCO3)	<	10	mg/L	LTM-INO-4250 Alkalinity by Electrometric Titration	MB_2_787456
787456	2021-04-21	Inorganics	Alkalinity (Hydroxide) as CaCO3	<	20	mg/L	LTM-INO-4250 Alkalinity by Electrometric Titration	MB_2_787456
787456	2021-04-21	Inorganics	Alkalinity (total) as CaCO3	<	20	mg/L	LTM-INO-4250 Alkalinity by Electrometric Titration	MB_2_787456
787456	2021-04-21	Inorganics	Chloride	<	1	mg/L	LTM-INO-4090 Chloride by Discrete Analyser	MB_3_787456
787456	2021-04-21	Inorganics	Sodium	<	0.5	mg/L	LTM-MET-3010 Alkali Metals Sulfur Silicon Phosphorus by ICP-AES	MB_7_787456
787456	2021-04-21	Inorganics	Sulphate	<	5	mg/L	LTM-INO-4110 Sulfate by Discrete Analyser	MB_4_787456
787456	2021-04-21	Inorganics	Total Suspended Solids (Lab)	<	1	mg/L	LTM-INO-4070 Analysis of Suspended Solids in Water by Gravimetry	MB_5_787456
787456	2021-04-21	Metals	Aluminium	<	0.05	mg/L	LTM-MET-3040 Metals in Waters Soils & Sediments by ICP-MS	MB_1_787456
787456	2021-04-21	Metals	Aluminium	<	0.05	mg/L	LTM-MET-3040 Metals in Waters Soils & Sediments by ICP-MS	MB_6_787456
787456	2021-04-21	Metals	Cadmium	<	0.0002	mg/L	LTM-MET-3040 Metals in Waters Soils & Sediments by ICP-MS	MB_1_787456
787456	2021-04-21	Metals	Cadmium	<	0.0002	mg/L	LTM-MET-3040 Metals in Waters Soils & Sediments by ICP-MS	MB_6_787456
787456	2021-04-21	Metals	Calcium	<	0.5	mg/L	LTM-MET-3010 Alkali Metals Sulfur Silicon Phosphorus by ICP-AES	MB_7_787456
787456	2021-04-21	Metals	Chromium (III+VI)	<	0.001	mg/L	LTM-MET-3040 Metals in Waters Soils & Sediments by ICP-MS	MB_1_787456
787456	2021-04-21	Metals	Chromium (III+VI)	<	0.001	mg/L	LTM-MET-3040 Metals in Waters Soils & Sediments by ICP-MS	MB_6_787456
787456	2021-04-21	Metals	Cobalt	<	0.001	mg/L	LTM-MET-3040 Metals in Waters Soils & Sediments by ICP-MS	MB_1_787456
787456	2021-04-21	Metals	Cobalt	<	0.001	mg/L	LTM-MET-3040 Metals in Waters Soils & Sediments by ICP-MS	MB_6_787456
787456	2021-04-21	Metals	Copper	<	0.001	mg/L	LTM-MET-3040 Metals in Waters Soils & Sediments by ICP-MS	MB_1_787456
787456	2021-04-21	Metals	Copper	<	0.001	mg/L	LTM-MET-3040 Metals in Waters Soils & Sediments by ICP-MS	MB_6_787456
787456	2021-04-21	Metals	Iron	<	0.05	mg/L	LTM-MET-3040 Metals in Waters Soils & Sediments by ICP-MS	MB_1_787456
787456	2021-04-21	Metals	Iron	<	0.05	mg/L	LTM-MET-3040 Metals in Waters Soils & Sediments by ICP-MS	MB_6_787456
787456	2021-04-21	Metals	Lead	<	0.001	mg/L	LTM-MET-3040 Metals in Waters Soils & Sediments by ICP-MS	MB_1_787456
787456	2021-04-21	Metals	Lead	<	0.001	mg/L	LTM-MET-3040 Metals in Waters Soils & Sediments by ICP-MS	MB_6_787456
787456	2021-04-21	Metals	Magnesium	<	0.5	mg/L	LTM-MET-3010 Alkali Metals Sulfur Silicon Phosphorus by ICP-AES	MB_7_787456
787456	2021-04-21	Metals	Manganese	<	0.005	mg/L	LTM-MET-3040 Metals in Waters Soils & Sediments by ICP-MS	MB_1_787456
787456	2021-04-21	Metals	Manganese	<	0.005	mg/L	LTM-MET-3040 Metals in Waters Soils & Sediments by ICP-MS	MB_6_787456
787456	2021-04-21	Metals	Nickel	<	0.001	mg/L	LTM-MET-3040 Metals in Waters Soils & Sediments by ICP-MS	MB_1_787456
787456	2021-04-21	Metals	Nickel	<	0.001	mg/L	LTM-MET-3040 Metals in Waters Soils & Sediments by ICP-MS	MB_6_787456
787456	2021-04-21	Metals	Potassium	<	0.5	mg/L	LTM-MET-3010 Alkali Metals Sulfur Silicon Phosphorus by ICP-AES	MB_7_787456
787456	2021-04-21	Metals	Uranium	<	5	µg/L	LTM-MET-3040 Metals in Waters Soils & Sediments by ICP-MS	MB_1_787456
787456	2021-04-21	Metals	Uranium	<	5	µg/L	LTM-MET-3040 Metals in Waters Soils & Sediments by ICP-MS	MB_6_787456
787456	2021-04-21	Metals	Zinc	<	0.005	mg/L	LTM-MET-3040 Metals in Waters Soils & Sediments by ICP-MS	MB_1_787456
787456	2021-04-21	Metals	Zinc	<	0.005	mg/L	LTM-MET-3040 Metals in Waters Soils & Sediments by ICP-MS	MB_6_787456
788551	2021-04-22	Inorganics	Alkalinity (Bicarbonate as CaCO3)	<	20	mg/L	LTM-INO-4250 Alkalinity by Electrometric Titration	MB_3_788551
788551	2021-04-22	Inorganics	Alkalinity (Carbonate as CaCO3)	<	10	mg/L	LTM-INO-4250 Alkalinity by Electrometric Titration	MB_3_788551
788551	2021-04-22	Inorganics	Alkalinity (Hydroxide) as CaCO3	<	20	mg/L	LTM-INO-4250 Alkalinity by Electrometric Titration	MB_3_788551
788551	2021-04-22	Inorganics	Alkalinity (total) as CaCO3	<	20	mg/L	LTM-INO-4250 Alkalinity by Electrometric Titration	MB_3_788551
788551	2021-04-22	Inorganics	Chloride	<	1	mg/L	LTM-INO-4090 Chloride by Discrete Analyser	MB_5_788551
788551	2021-04-22	Inorganics	Sodium	<	0.5	mg/L	LTM-MET-3010 Alkali Metals Sulfur Silicon Phosphorus by ICP-AES	MB_4_788551
788551	2021-04-22	Inorganics	Sulphate	<	5	mg/L	LTM-INO-4110 Sulfate by Discrete Analyser	MB_6_788551
788551	2021-04-22	Inorganics	Total Suspended Solids (Lab)	<	1	mg/L	LTM-INO-4070 Analysis of Suspended Solids in Water by Gravimetry	MB_7_788551
788551	2021-04-22	Metals	Aluminium	<	0.05	mg/L	LTM-MET-3040 Metals in Waters Soils & Sediments by ICP-MS	MB_2_788551
788551	2021-04-22	Metals	Aluminium	<	0.05	mg/L	LTM-MET-3040 Metals in Waters Soils & Sediments by ICP-MS	MB_1_788551
788551	2021-04-22	Metals	Cadmium	<	0.0002	mg/L	LTM-MET-3040 Metals in Waters Soils & Sediments by ICP-MS	MB_2_788551
788551	2021-04-22	Metals	Cadmium	<	0.0002	mg/L	LTM-MET-3040 Metals in Waters Soils & Sediments by ICP-MS	MB_1_788551
788551	2021-04-22	Metals	Calcium	<	0.5	mg/L	LTM-MET-3010 Alkali Metals Sulfur Silicon Phosphorus by ICP-AES	MB_4_788551
788551	2021-04-22	Metals	Chromium (III+VI)	<	0.001	mg/L	LTM-MET-3040 Metals in Waters Soils & Sediments by ICP-MS	MB_2_788551
788551	2021-04-22	Metals	Chromium (III+VI)	<	0.001	mg/L	LTM-MET-3040 Metals in Waters Soils & Sediments by ICP-MS	MB_1_788551
788551	2021-04-22	Metals	Cobalt	<	0.001	mg/L	LTM-MET-3040 Metals in Waters Soils & Sediments by ICP-MS	MB_2_788551
788551	2021-04-22	Metals	Cobalt	<	0.001	mg/L	LTM-MET-3040 Metals in Waters Soils & Sediments by ICP-MS	MB_1_788551
788551	2021-04-22	Metals	Copper	<	0.001	mg/L	LTM-MET-3040 Metals in Waters Soils & Sediments by ICP-MS	MB_2_788551
788551	2021-04-22	Metals	Copper	<	0.001	mg/L	LTM-MET-3040 Metals in Waters Soils & Sediments by ICP-MS	MB_1_788551
788551	2021-04-22	Metals	Iron	<	0.05	mg/L	LTM-MET-3040 Metals in Waters Soils & Sediments by ICP-MS	MB_2_788551
788551	2021-04-22	Metals	Iron	<	0.05	mg/L	LTM-MET-3040 Metals in Waters Soils & Sediments by ICP-MS	MB_1_788551
788551	2021-04-22	Metals	Lead	<	0.001	mg/L	LTM-MET-3040 Metals in Waters Soils & Sediments by ICP-MS	MB_2_788551
788551	2021-04-22	Metals	Lead	<	0.001	mg/L	LTM-MET-3040 Metals in Waters Soils & Sediments by ICP-MS	MB_1_788551
788551	2021-04-22	Metals	Magnesium	<	0.5	mg/L	LTM-MET-3010 Alkali Metals Sulfur Silicon Phosphorus by ICP-AES	MB_4_788551
788551	2021-04-22	Metals	Manganese	<	0.005	mg/L	LTM-MET-3040 Metals in Waters Soils & Sediments by ICP-MS	MB_2_788551
788551	2021-04-22	Metals	Manganese	<	0.005	mg/L	LTM-MET-3040 Metals in Waters Soils & Sediments by ICP-MS	MB_1_788551
788551	2021-04-22	Metals	Nickel	<	0.001	mg/L	LTM-MET-3040 Metals in Waters Soils & Sediments by ICP-MS	MB_2_788551
788551	2021-04-22	Metals	Nickel	<	0.001	mg/L	LTM-MET-3040 Metals in Waters Soils & Sediments by ICP-MS	MB_1_788551
788551	2021-04-22	Metals	Potassium	<	0.5	mg/L	LTM-MET-3010 Alkali Metals Sulfur Silicon Phosphorus by ICP-AES	MB_4_788551
788551	2021-04-22	Metals	Uranium	<	5	µg/L	LTM-MET-3040 Metals in Waters Soils & Sediments by ICP-MS	MB_2_788551
788551	2021-04-22	Metals	Uranium	<	5	µg/L	LTM-MET-3040 Metals in Waters Soils & Sediments by ICP-MS	MB_1_788551
788551	2021-04-22	Metals	Zinc	<	0.005	mg/L	LTM-MET-3040 Metals in Waters Soils & Sediments by ICP-MS	MB_2_788551
788551	2021-04-22	Metals	Zinc	<	0.005	mg/L	LTM-MET-3040 Metals in Waters Soils & Sediments by ICP-MS	MB_1_788551
789469	2021-05-04	Inorganics	Alkalinity (Bicarbonate as CaCO3)	<	20	mg/L	LTM-INO-4250 Alkalinity by Electrometric Titration	MB_6_789469
789469	2021-05-04	Inorganics	Alkalinity (Carbonate as CaCO3)	<	10	mg/L	LTM-INO-4250 Alkalinity by Electrometric Titration	MB_6_789469
789469	2021-05-04	Inorganics	Alkalinity (Hydroxide) as CaCO3	<	20	mg/L	LTM-INO-4250 Alkalinity by Electrometric Titration	MB_6_789469
789469	2021-05-04	Inorganics	Alkalinity (total) as CaCO3	<	20	mg/L	LTM-INO-4250 Alkalinity by Electrometric Titration	MB_6_789469
789469	2021-05-04	Inorganics	Chloride	<	1	mg/L	LTM-INO-4090 Chloride by Discrete Analyser	MB_2_789469
789469	2021-05-04	Inorganics	Sodium	<	0.5	mg/L	LTM-MET-3010 Alkali Metals Sulfur Silicon Phosphorus by ICP-AES	MB_3_789469
789469	2021-05-04	Inorganics	Sulphate	<	5	mg/L	LTM-INO-4110 Sulfate by Discrete Analyser	MB_2_789469
789469	2021-05-04	Inorganics	Total Suspended Solids (Lab)	<	1	mg/L	LTM-INO-4070 Analysis of Suspended Solids in Water by Gravimetry	MB_5_789469
789469	2021-05-04	Metals	Aluminium	<	0.05	mg/L	LTM-MET-3040 Metals in Waters Soils & Sediments by ICP-MS	MB_1_789469
789469	2021-05-04	Metals	Aluminium	<	0.05	mg/L	LTM-MET-3040 Metals in Waters Soils & Sediments by ICP-MS	MB_4_789469
789469	2021-05-04	Metals	Cadmium	<	0.0002	mg/L	LTM-MET-3040 Metals in Waters Soils & Sediments by ICP-MS	MB_1_789469
789469	2021-05-04	Metals	Cadmium	<	0.0002	mg/L	LTM-MET-3040 Metals in Waters Soils & Sediments by ICP-MS	MB_4_789469
789469	2021-05-04	Metals	Calcium	<	0.5	mg/L	LTM-MET-3010 Alkali Metals Sulfur Silicon Phosphorus by ICP-AES	MB_3_789469
789469	2021-05-04	Metals	Chromium (III+VI)	<	0.001	mg/L	LTM-MET-3040 Metals in Waters Soils & Sediments by ICP-MS	MB_1_789469
789469	2021-05-04	Metals	Chromium (III+VI)	<	0.001	mg/L	LTM-MET-3040 Metals in Waters Soils & Sediments by ICP-MS	MB_4_789469
789469	2021-05-04	Metals	Cobalt	<	0.001	mg/L	LTM-MET-3040 Metals in Waters Soils & Sediments by ICP-MS	MB_1_789469
789469	2021-05-04	Metals	Cobalt	<	0.001	mg/L	LTM-MET-3040 Metals in Waters Soils & Sediments by ICP-MS	MB_4_789469
789469	2021-05-04	Metals	Copper	<	0.001	mg/L	LTM-MET-3040 Metals in Waters Soils & Sediments by ICP-MS	MB_1_789469

Laboratory Blanks

Lab Report Number	Analysis Batch	Chem Group	Chem Name	Prefix	Result	Unit	Method Name	Lab Sample ID
789469	2021-05-04	Metals	Copper	<	0.001	mg/L	LTM-MET-3040 Metals in Waters Soils & Sediments by ICP-MS	MB_4_789469
789469	2021-05-04	Metals	Iron	<	0.05	mg/L	LTM-MET-3040 Metals in Waters Soils & Sediments by ICP-MS	MB_1_789469
789469	2021-05-04	Metals	Iron	<	0.05	mg/L	LTM-MET-3040 Metals in Waters Soils & Sediments by ICP-MS	MB_4_789469
789469	2021-05-04	Metals	Lead	<	0.001	mg/L	LTM-MET-3040 Metals in Waters Soils & Sediments by ICP-MS	MB_1_789469
789469	2021-05-04	Metals	Lead	<	0.001	mg/L	LTM-MET-3040 Metals in Waters Soils & Sediments by ICP-MS	MB_4_789469
789469	2021-05-04	Metals	Magnesium	<	0.5	mg/L	LTM-MET-3010 Alkali Metals Sulfur Silicon Phosphorus by ICP-AES	MB_3_789469
789469	2021-05-04	Metals	Manganese	<	0.005	mg/L	LTM-MET-3040 Metals in Waters Soils & Sediments by ICP-MS	MB_1_789469
789469	2021-05-04	Metals	Manganese	<	0.005	mg/L	LTM-MET-3040 Metals in Waters Soils & Sediments by ICP-MS	MB_4_789469
789469	2021-05-04	Metals	Nickel	<	0.001	mg/L	LTM-MET-3040 Metals in Waters Soils & Sediments by ICP-MS	MB_1_789469
789469	2021-05-04	Metals	Nickel	<	0.001	mg/L	LTM-MET-3040 Metals in Waters Soils & Sediments by ICP-MS	MB_4_789469
789469	2021-05-04	Metals	Potassium	<	0.5	mg/L	LTM-MET-3010 Alkali Metals Sulfur Silicon Phosphorus by ICP-AES	MB_3_789469
789469	2021-05-04	Metals	Uranium	<	5	µg/L	LTM-MET-3040 Metals in Waters Soils & Sediments by ICP-MS	MB_1_789469
789469	2021-05-04	Metals	Uranium	<	5	µg/L	LTM-MET-3040 Metals in Waters Soils & Sediments by ICP-MS	MB_4_789469
789469	2021-05-04	Metals	Zinc	<	0.005	mg/L	LTM-MET-3040 Metals in Waters Soils & Sediments by ICP-MS	MB_1_789469
789469	2021-05-04	Metals	Zinc	<	0.005	mg/L	LTM-MET-3040 Metals in Waters Soils & Sediments by ICP-MS	MB_4_789469
791615	2021-05-05	Inorganics	Alkalinity (Bicarbonate as CaCO3)	<	20	mg/L	LTM-INO-4250 Alkalinity by Electrometric Titration	MB_1_791615
791615	2021-05-05	Inorganics	Alkalinity (Carbonate as CaCO3)	<	10	mg/L	LTM-INO-4250 Alkalinity by Electrometric Titration	MB_1_791615
791615	2021-05-05	Inorganics	Alkalinity (Hydroxide) as CaCO3	<	20	mg/L	LTM-INO-4250 Alkalinity by Electrometric Titration	MB_1_791615
791615	2021-05-05	Inorganics	Alkalinity (total) as CaCO3	<	20	mg/L	LTM-INO-4250 Alkalinity by Electrometric Titration	MB_1_791615
791615	2021-05-05	Inorganics	Chloride	<	1	mg/L	LTM-INO-4090 Chloride by Discrete Analyser	MB_3_791615
791615	2021-05-05	Inorganics	Sodium	<	0.5	mg/L	LTM-MET-3010 Alkali Metals Sulfur Silicon Phosphorus by ICP-AES	MB_2_791615
791615	2021-05-05	Inorganics	Sulphate	<	5	mg/L	LTM-INO-4110 Sulfate by Discrete Analyser	MB_4_791615
791615	2021-05-05	Metals	Aluminium	<	0.05	mg/L	LTM-MET-3040 Metals in Waters Soils & Sediments by ICP-MS	MB_6_791615
791615	2021-05-05	Metals	Aluminium	<	0.05	mg/L	LTM-MET-3040 Metals in Waters Soils & Sediments by ICP-MS	MB_5_791615
791615	2021-05-05	Metals	Cadmium	<	0.0002	mg/L	LTM-MET-3040 Metals in Waters Soils & Sediments by ICP-MS	MB_6_791615
791615	2021-05-05	Metals	Cadmium	<	0.0002	mg/L	LTM-MET-3040 Metals in Waters Soils & Sediments by ICP-MS	MB_5_791615
791615	2021-05-05	Metals	Calcium	<	0.5	mg/L	LTM-MET-3010 Alkali Metals Sulfur Silicon Phosphorus by ICP-AES	MB_2_791615
791615	2021-05-05	Metals	Chromium (III+VI)	<	0.001	mg/L	LTM-MET-3040 Metals in Waters Soils & Sediments by ICP-MS	MB_6_791615
791615	2021-05-05	Metals	Chromium (III+VI)	<	0.001	mg/L	LTM-MET-3040 Metals in Waters Soils & Sediments by ICP-MS	MB_5_791615
791615	2021-05-05	Metals	Cobalt	<	0.001	mg/L	LTM-MET-3040 Metals in Waters Soils & Sediments by ICP-MS	MB_6_791615
791615	2021-05-05	Metals	Cobalt	<	0.001	mg/L	LTM-MET-3040 Metals in Waters Soils & Sediments by ICP-MS	MB_5_791615
791615	2021-05-05	Metals	Copper	<	0.001	mg/L	LTM-MET-3040 Metals in Waters Soils & Sediments by ICP-MS	MB_6_791615
791615	2021-05-05	Metals	Copper	<	0.001	mg/L	LTM-MET-3040 Metals in Waters Soils & Sediments by ICP-MS	MB_5_791615
791615	2021-05-05	Metals	Iron	<	0.05	mg/L	LTM-MET-3040 Metals in Waters Soils & Sediments by ICP-MS	MB_6_791615
791615	2021-05-05	Metals	Iron	<	0.05	mg/L	LTM-MET-3040 Metals in Waters Soils & Sediments by ICP-MS	MB_5_791615
791615	2021-05-05	Metals	Lead	<	0.001	mg/L	LTM-MET-3040 Metals in Waters Soils & Sediments by ICP-MS	MB_6_791615
791615	2021-05-05	Metals	Lead	<	0.001	mg/L	LTM-MET-3040 Metals in Waters Soils & Sediments by ICP-MS	MB_5_791615
791615	2021-05-05	Metals	Magnesium	<	0.5	mg/L	LTM-MET-3010 Alkali Metals Sulfur Silicon Phosphorus by ICP-AES	MB_2_791615
791615	2021-05-05	Metals	Manganese	<	0.005	mg/L	LTM-MET-3040 Metals in Waters Soils & Sediments by ICP-MS	MB_6_791615
791615	2021-05-05	Metals	Manganese	<	0.005	mg/L	LTM-MET-3040 Metals in Waters Soils & Sediments by ICP-MS	MB_5_791615
791615	2021-05-05	Metals	Nickel	<	0.001	mg/L	LTM-MET-3040 Metals in Waters Soils & Sediments by ICP-MS	MB_6_791615
791615	2021-05-05	Metals	Nickel	<	0.001	mg/L	LTM-MET-3040 Metals in Waters Soils & Sediments by ICP-MS	MB_5_791615
791615	2021-05-05	Metals	Potassium	<	0.5	mg/L	LTM-MET-3010 Alkali Metals Sulfur Silicon Phosphorus by ICP-AES	MB_2_791615
791615	2021-05-05	Metals	Uranium	<	5	µg/L	LTM-MET-3040 Metals in Waters Soils & Sediments by ICP-MS	MB_6_791615
791615	2021-05-05	Metals	Uranium	<	5	µg/L	LTM-MET-3040 Metals in Waters Soils & Sediments by ICP-MS	MB_5_791615
791615	2021-05-05	Metals	Zinc	<	0.005	mg/L	LTM-MET-3040 Metals in Waters Soils & Sediments by ICP-MS	MB_6_791615
791615	2021-05-05	Metals	Zinc	<	0.005	mg/L	LTM-MET-3040 Metals in Waters Soils & Sediments by ICP-MS	MB_5_791615
793582	2021-05-14	Inorganics	Alkalinity (Bicarbonate as CaCO3)	<	20	mg/L	LTM-INO-4250 Alkalinity by Electrometric Titration	MB_2_793582
793582	2021-05-14	Inorganics	Alkalinity (Carbonate as CaCO3)	<	10	mg/L	LTM-INO-4250 Alkalinity by Electrometric Titration	MB_2_793582
793582	2021-05-14	Inorganics	Alkalinity (Hydroxide) as CaCO3	<	20	mg/L	LTM-INO-4250 Alkalinity by Electrometric Titration	MB_2_793582
793582	2021-05-14	Inorganics	Alkalinity (total) as CaCO3	<	20	mg/L	LTM-INO-4250 Alkalinity by Electrometric Titration	MB_2_793582
793582	2021-05-14	Inorganics	Chloride	<	1	mg/L	LTM-INO-4090 Chloride by Discrete Analyser	MB_6_793582
793582	2021-05-14	Inorganics	Sodium	<	0.5	mg/L	LTM-MET-3010 Alkali Metals Sulfur Silicon Phosphorus by ICP-AES	MB_3_793582
793582	2021-05-14	Inorganics	Sulphate	<	5	mg/L	LTM-INO-4110 Sulfate by Discrete Analyser	MB_5_793582
793582	2021-05-14	Inorganics	Total Suspended Solids (Lab)	<	1	mg/L	LTM-INO-4070 Analysis of Suspended Solids in Water by Gravimetry	MB_4_793582
793582	2021-05-14	Metals	Aluminium	<	0.05	mg/L	LTM-MET-3040 Metals in Waters Soils & Sediments by ICP-MS	MB_1_793582
793582	2021-05-14	Metals	Aluminium	<	0.05	mg/L	LTM-MET-3040 Metals in Waters Soils & Sediments by ICP-MS	MB_7_793582
793582	2021-05-14	Metals	Cadmium	<	0.0002	mg/L	LTM-MET-3040 Metals in Waters Soils & Sediments by ICP-MS	MB_1_793582
793582	2021-05-14	Metals	Cadmium	<	0.0002	mg/L	LTM-MET-3040 Metals in Waters Soils & Sediments by ICP-MS	MB_7_793582
793582	2021-05-14	Metals	Calcium	<	0.5	mg/L	LTM-MET-3010 Alkali Metals Sulfur Silicon Phosphorus by ICP-AES	MB_3_793582
793582	2021-05-14	Metals	Chromium (III+VI)	<	0.001	mg/L	LTM-MET-3040 Metals in Waters Soils & Sediments by ICP-MS	MB_1_793582
793582	2021-05-14	Metals	Chromium (III+VI)	<	0.001	mg/L	LTM-MET-3040 Metals in Waters Soils & Sediments by ICP-MS	MB_7_793582
793582	2021-05-14	Metals	Cobalt	<	0.001	mg/L	LTM-MET-3040 Metals in Waters Soils & Sediments by ICP-MS	MB_1_793582
793582	2021-05-14	Metals	Cobalt	<	0.001	mg/L	LTM-MET-3040 Metals in Waters Soils & Sediments by ICP-MS	MB_7_793582
793582	2021-05-14	Metals	Copper	<	0.001	mg/L	LTM-MET-3040 Metals in Waters Soils & Sediments by ICP-MS	MB_1_793582
793582	2021-05-14	Metals	Copper	<	0.001	mg/L	LTM-MET-3040 Metals in Waters Soils & Sediments by ICP-MS	MB_7_793582
793582	2021-05-14	Metals	Iron	<	0.05	mg/L	LTM-MET-3040 Metals in Waters Soils & Sediments by ICP-MS	MB_1_793582
793582	2021-05-14	Metals	Iron	<	0.05	mg/L	LTM-MET-3040 Metals in Waters Soils & Sediments by ICP-MS	MB_7_793582
793582	2021-05-14	Metals	Lead	<	0.001	mg/L	LTM-MET-3040 Metals in Waters Soils & Sediments by ICP-MS	MB_1_793582
793582	2021-05-14	Metals	Lead	<	0.001	mg/L	LTM-MET-3040 Metals in Waters Soils & Sediments by ICP-MS	MB_7_793582
793582	2021-05-14	Metals	Magnesium	<	0.5	mg/L	LTM-MET-3010 Alkali Metals Sulfur Silicon Phosphorus by ICP-AES	MB_3_793582
793582	2021-05-14	Metals	Manganese	<	0.005	mg/L	LTM-MET-3040 Metals in Waters Soils & Sediments by ICP-MS	MB_1_793582
793582	2021-05-14	Metals	Manganese	<	0.005	mg/L	LTM-MET-3040 Metals in Waters Soils & Sediments by ICP-MS	MB_7_793582
793582	2021-05-14	Metals	Nickel	<	0.001	mg/L	LTM-MET-3040 Metals in Waters Soils & Sediments by ICP-MS	MB_1_793582
793582	2021-05-14	Metals	Nickel	<	0.001	mg/L	LTM-MET-3040 Metals in Waters Soils & Sediments by ICP-MS	MB_7_793582
793582	2021-05-14	Metals	Potassium	<	0.5	mg/L	LTM-MET-3010 Alkali Metals Sulfur Silicon Phosphorus by ICP-AES	MB_3_793582
793582	2021-05-14	Metals	Uranium	<	5	µg/L	LTM-MET-3040 Metals in Waters Soils & Sediments by ICP-MS	MB_1_793582
793582	2021-05-14	Metals	Uranium	<	5	µg/L	LTM-MET-3040 Metals in Waters Soils & Sediments by ICP-MS	MB_7_793582
793582	2021-05-14	Metals	Zinc	<	0.005	mg/L	LTM-MET-3040 Metals in Waters Soils & Sediments by ICP-MS	MB_1_793582
793582	2021-05-14	Metals	Zinc	<	0.005	mg/L	LTM-MET-3040 Metals in Waters Soils & Sediments by ICP-MS	MB_7_793582
794720	2021-05-20	Inorganics	Alkalinity (Bicarbonate as CaCO3)	<	20	mg/L	LTM-INO-4250 Alkalinity by Electrometric Titration	MB_2_794720
794720	2021-05-20	Inorganics	Alkalinity (Carbonate as CaCO3)	<	10	mg/L	LTM-INO-4250 Alkalinity by Electrometric Titration	MB_2_794720
794720	2021-05-20	Inorganics	Alkalinity (Hydroxide) as CaCO3	<	20	mg/L	LTM-INO-4250 Alkalinity by Electrometric Titration	MB_2_794720
794720	2021-05-20	Inorganics	Alkalinity (total) as CaCO3	<	20	mg/L	LTM-INO-4250 Alkalinity by Electrometric Titration	MB_2_794720
794720	2021-05-20	Inorganics	Chloride	<	1	mg/L	LTM-INO-4090 Chloride by Discrete Analyser	MB_5_794720
794720	2021-05-20	Inorganics	Sodium	<	0.5	mg/L	LTM-MET-3010 Alkali Metals Sulfur Silicon Phosphorus by ICP-AES	MB_3_794720
794720	2021-05-20	Inorganics	Sulphate	<	5	mg/L	LTM-INO-4110 Sulfate by Discrete Analyser	MB_4_794720
794720	2021-05-20	Metals	Aluminium	<	0.05	mg/L	LTM-MET-3040 Metals in Waters Soils & Sediments by ICP-MS	MB_1_794720
794720	2021-05-20	Metals	Aluminium	<	0.05	mg/L	LTM-MET-3040 Metals in Waters Soils & Sediments by ICP-MS	MB_6_794720
794720	2021-05-20	Metals	Cadmium	<	0.0002	mg/L	LTM-MET-3040 Metals in Waters Soils & Sediments by ICP-MS	MB_1_794720
794720	2021-05-20	Metals	Cadmium	<	0.0002	mg/L	LTM-MET-3040 Metals in Waters Soils & Sediments by ICP-MS	MB_6_794720
794720	2021-05-20	Metals	Calcium	<	0.5	mg/L	LTM-MET-3010 Alkali Metals Sulfur Silicon Phosphorus by ICP-AES	MB_3_794720
794720	2021-05-20	Metals	Chromium (III+VI)	<	0.001	mg/L	LTM-MET-3040 Metals in Waters Soils & Sediments by ICP-MS	MB_1_794720
794720	2021-05-20	Metals	Chromium (III+VI)	<	0.001	mg/L	LTM-MET-3040 Metals in Waters Soils & Sediments by ICP-MS	MB_6_794720
794720	2021-05-20	Metals	Cobalt	<	0.001	mg/L	LTM-MET-3040 Metals in Waters Soils & Sediments by ICP-MS	MB_1_794720
794720	2021-05-20	Metals	Cobalt	<	0.001	mg/L	LTM-MET-3040 Metals in Waters Soils & Sediments by ICP-MS	MB_6_794720
794720	2021-05-20	Metals	Copper	<	0.001	mg/L	LTM-MET-3040 Metals in Waters Soils & Sediments by ICP-MS	MB_1_794720
794720	2021-05-20	Metals	Copper	<	0.001	mg/L	LTM-MET-3040 Metals in Waters Soils & Sediments by ICP-MS	MB_6_794720

Laboratory Blanks

Lab Report Number	Analysis Batch	Chem Group	Chem Name	Prefix	Result	Unit	Method Name	Lab Sample ID
794720	2021-05-20	Metals	Iron	<	0.05	mg/L	LTM-MET-3040 Metals in Waters Soils & Sediments by ICP-MS	MB_1_794720
794720	2021-05-20	Metals	Iron	<	0.05	mg/L	LTM-MET-3040 Metals in Waters Soils & Sediments by ICP-MS	MB_6_794720
794720	2021-05-20	Metals	Lead	<	0.001	mg/L	LTM-MET-3040 Metals in Waters Soils & Sediments by ICP-MS	MB_1_794720
794720	2021-05-20	Metals	Lead	<	0.001	mg/L	LTM-MET-3040 Metals in Waters Soils & Sediments by ICP-MS	MB_6_794720
794720	2021-05-20	Metals	Magnesium	<	0.5	mg/L	LTM-MET-3010 Alkali Metals Sulfur Silicon Phosphorus by ICP-AES	MB_3_794720
794720	2021-05-20	Metals	Manganese	<	0.005	mg/L	LTM-MET-3040 Metals in Waters Soils & Sediments by ICP-MS	MB_1_794720
794720	2021-05-20	Metals	Manganese	<	0.005	mg/L	LTM-MET-3040 Metals in Waters Soils & Sediments by ICP-MS	MB_6_794720
794720	2021-05-20	Metals	Nickel	<	0.001	mg/L	LTM-MET-3040 Metals in Waters Soils & Sediments by ICP-MS	MB_1_794720
794720	2021-05-20	Metals	Nickel	<	0.001	mg/L	LTM-MET-3040 Metals in Waters Soils & Sediments by ICP-MS	MB_6_794720
794720	2021-05-20	Metals	Potassium	<	0.5	mg/L	LTM-MET-3010 Alkali Metals Sulfur Silicon Phosphorus by ICP-AES	MB_3_794720
794720	2021-05-20	Metals	Uranium	<	5	µg/L	LTM-MET-3040 Metals in Waters Soils & Sediments by ICP-MS	MB_1_794720
794720	2021-05-20	Metals	Uranium	<	5	µg/L	LTM-MET-3040 Metals in Waters Soils & Sediments by ICP-MS	MB_6_794720
794720	2021-05-20	Metals	Zinc	<	0.005	mg/L	LTM-MET-3040 Metals in Waters Soils & Sediments by ICP-MS	MB_1_794720
794720	2021-05-20	Metals	Zinc	<	0.005	mg/L	LTM-MET-3040 Metals in Waters Soils & Sediments by ICP-MS	MB_6_794720
796714	2021-05-27	Inorganics	Alkalinity (Bicarbonate as CaCO3)	<	20	mg/L	LTM-INO-4250 Alkalinity by Electrometric Titration	MB_1_796714
796714	2021-05-27	Inorganics	Alkalinity (Carbonate as CaCO3)	<	10	mg/L	LTM-INO-4250 Alkalinity by Electrometric Titration	MB_1_796714
796714	2021-05-27	Inorganics	Alkalinity (Hydroxide) as CaCO3	<	20	mg/L	LTM-INO-4250 Alkalinity by Electrometric Titration	MB_1_796714
796714	2021-05-27	Inorganics	Alkalinity (total) as CaCO3	<	20	mg/L	LTM-INO-4250 Alkalinity by Electrometric Titration	MB_1_796714
796714	2021-05-27	Inorganics	Chloride	<	1	mg/L	LTM-INO-4090 Chloride by Discrete Analyser	MB_2_796714
796714	2021-05-27	Inorganics	Sodium	<	0.5	mg/L	LTM-MET-3010 Alkali Metals Sulfur Silicon Phosphorus by ICP-AES	MB_5_796714
796714	2021-05-27	Inorganics	Sulphate	<	5	mg/L	LTM-INO-4110 Sulfate by Discrete Analyser	MB_3_796714
796714	2021-05-27	Inorganics	Total Suspended Solids (Lab)	<	1	mg/L	LTM-INO-4070 Analysis of Suspended Solids in Water by Gravimetry	MB_4_796714
796714	2021-05-27	Metals	Aluminium	<	0.05	mg/L	LTM-MET-3040 Metals in Waters Soils & Sediments by ICP-MS	MB_7_796714
796714	2021-05-27	Metals	Aluminium	<	0.05	mg/L	LTM-MET-3040 Metals in Waters Soils & Sediments by ICP-MS	MB_6_796714
796714	2021-05-27	Metals	Cadmium	<	0.0002	mg/L	LTM-MET-3040 Metals in Waters Soils & Sediments by ICP-MS	MB_7_796714
796714	2021-05-27	Metals	Cadmium	<	0.0002	mg/L	LTM-MET-3040 Metals in Waters Soils & Sediments by ICP-MS	MB_6_796714
796714	2021-05-27	Metals	Calcium	<	0.5	mg/L	LTM-MET-3010 Alkali Metals Sulfur Silicon Phosphorus by ICP-AES	MB_5_796714
796714	2021-05-27	Metals	Chromium (III+VI)	<	0.001	mg/L	LTM-MET-3040 Metals in Waters Soils & Sediments by ICP-MS	MB_7_796714
796714	2021-05-27	Metals	Chromium (III+VI)	<	0.001	mg/L	LTM-MET-3040 Metals in Waters Soils & Sediments by ICP-MS	MB_6_796714
796714	2021-05-27	Metals	Cobalt	<	0.001	mg/L	LTM-MET-3040 Metals in Waters Soils & Sediments by ICP-MS	MB_7_796714
796714	2021-05-27	Metals	Cobalt	<	0.001	mg/L	LTM-MET-3040 Metals in Waters Soils & Sediments by ICP-MS	MB_6_796714
796714	2021-05-27	Metals	Copper	<	0.001	mg/L	LTM-MET-3040 Metals in Waters Soils & Sediments by ICP-MS	MB_7_796714
796714	2021-05-27	Metals	Copper	<	0.001	mg/L	LTM-MET-3040 Metals in Waters Soils & Sediments by ICP-MS	MB_6_796714
796714	2021-05-27	Metals	Iron	<	0.05	mg/L	LTM-MET-3040 Metals in Waters Soils & Sediments by ICP-MS	MB_7_796714
796714	2021-05-27	Metals	Iron	<	0.05	mg/L	LTM-MET-3040 Metals in Waters Soils & Sediments by ICP-MS	MB_6_796714
796714	2021-05-27	Metals	Lead	<	0.001	mg/L	LTM-MET-3040 Metals in Waters Soils & Sediments by ICP-MS	MB_7_796714
796714	2021-05-27	Metals	Lead	<	0.001	mg/L	LTM-MET-3040 Metals in Waters Soils & Sediments by ICP-MS	MB_6_796714
796714	2021-05-27	Metals	Magnesium	<	0.5	mg/L	LTM-MET-3010 Alkali Metals Sulfur Silicon Phosphorus by ICP-AES	MB_5_796714
796714	2021-05-27	Metals	Manganese	<	0.005	mg/L	LTM-MET-3040 Metals in Waters Soils & Sediments by ICP-MS	MB_7_796714
796714	2021-05-27	Metals	Manganese	<	0.005	mg/L	LTM-MET-3040 Metals in Waters Soils & Sediments by ICP-MS	MB_6_796714
796714	2021-05-27	Metals	Nickel	<	0.001	mg/L	LTM-MET-3040 Metals in Waters Soils & Sediments by ICP-MS	MB_7_796714
796714	2021-05-27	Metals	Nickel	<	0.001	mg/L	LTM-MET-3040 Metals in Waters Soils & Sediments by ICP-MS	MB_6_796714
796714	2021-05-27	Metals	Potassium	<	0.5	mg/L	LTM-MET-3010 Alkali Metals Sulfur Silicon Phosphorus by ICP-AES	MB_5_796714
796714	2021-05-27	Metals	Uranium	<	5	µg/L	LTM-MET-3040 Metals in Waters Soils & Sediments by ICP-MS	MB_7_796714
796714	2021-05-27	Metals	Uranium	<	5	µg/L	LTM-MET-3040 Metals in Waters Soils & Sediments by ICP-MS	MB_6_796714

				Inorganics									Metals																									
				Alkalinity (Bicarbonate as CaCO3)	Alkalinity (Carbonate as CaCO3)	Alkalinity (Hydroxide) as CaCO3	Alkalinity (total) as CaCO3	Chloride	Sodium	Sulphate	Hardness as CaCO3	Total Suspended Solids (Lab)	Aluminium	Aluminium (filtered)	Cadmium	Cadmium (filtered)	Calcium	Chromium (III+VI)	Chromium (III+VI) (filtered)	Cobalt	Cobalt (filtered)	Copper	Copper (filtered)	Iron	Iron (filtered)	Lead	Lead (filtered)	Magnesium	Manganese	Manganese (filtered)	Nickel	Nickel (filtered)	Potassium	Uranium	Uranium (filtered)	Zinc	Zinc (filtered)
				mg/L	mg/L	mg/L	mg/L	mg/L	mg/L	mg/L	mg/L	mg/L	mg/L	mg/L	mg/L	mg/L	mg/L	mg/L	mg/L	mg/L	mg/L	mg/L	mg/L	mg/L	mg/L	mg/L	mg/L	mg/L	mg/L	mg/L	mg/L	mg/L	µg/L	µg/L	mg/L	mg/L
EQL				20	10	20	20	1	0.5	5	5	1	0.05	0.05	0.0002	0.0002	0.5	0.001	0.001	0.001	0.001	0.001	0.001	0.05	0.05	0.001	0.001	0.5	0.005	0.005	0.001	0.001	0.5	5	5	0.005	0.005
Lab Report Number	**Field ID**	**Date**	**Matrix Type**																																			
789469			**water**	120	<10	<20	120																															
789469			**water**	130	<10	<20	130																															
RPD				8	0	0	8																															
765347			**water**									36																										
765347			**water**									40																										
RPD												11																										
731544			**water**						430					0.13		<0.0002									36		<0.001					0.022	1.3		<5		0.48
731544			**water**						440					0.13		<0.0002									34		<0.001					0.021	1.3		<5		0.46
RPD									2					0		0									6		0					5	0		0		4
780093			**water**									52																										
780093			**water**									49																										
RPD												6																										
783019			**water**					130																														
783019			**water**					130																														
RPD								0																														
784672			**water**						540								220											300					<5					
784672			**water**						540								230											300					<5					
RPD									0								4											0					0					
796714			**water**	24	<10	<20	24																															
796714			**water**	22	<10	<20	22																															
RPD				9	0	0	9																															
744810			**water**											<0.05		<0.0002									0.61		<0.001								<5			
744810			**water**											<0.05		<0.0002									0.77		<0.001								<5			
RPD														0		0									23		0								0			
783019		**23/03/2020**	**water**									24																										
783019		**23/03/2020**	**water**									22																										
RPD												9																										
723745		**25/05/2020**	**water**								5.5																											
723745		**25/05/2020**	**water**								7.9																											
RPD											36																											
723745		**27/05/2020**	**water**											<0.5							<0.01		<0.01		1.6		<0.01			1.4		<0.01			<50		<0.05
723745		**27/05/2020**	**water**											<0.5							<0.01		<0.01		1.7		<0.01			1.5		<0.01			<50		<0.05
RPD														0							0		0		6		0			7		0			0		0
723745		**1/06/2020**	**water**						46								9.5											14					22					
723745		**1/06/2020**	**water**						45								9.2											14					21					
RPD									2								3											0					5					
723745	**GS 200**	**1/06/2020**	**water**	28	<10	<20	28	2.9	5.6	880	1,000	3.8	<0.5	<0.5	0.0063	0.0067	90			2.7	2.7	0.47	0.45	<0.5	<0.5	<0.001	<0.001	190	6.0	5.2	2.3	2.2	1.7	7	7	4.2	4.4
723745	**GS 200**	**1/06/2020**	**water**	<20	<10	<20	<20																															
RPD				33	0	0	33																															
723745	**SITE 5 (B)**	**1/06/2020**	**water**	82	<10	<20	82	1.2	14	150	200	3.6	<0.05	<0.05	<0.0002	<0.0002	33			0.010	0.010	0.002	0.002	0.45	<0.05	<0.001	<0.001	29	0.24	0.25	0.007	0.008	0.5	<5	<5	0.008	0.006
723745	**SITE 5 (B)**	**1/06/2020**	**water**										<0.05		<0.0002					0.010		0.002		<0.05		<0.001			0.24		0.007			<5		0.007	
RPD													0		0					0		0		160		0			0		0			0		13	
723745		**2/06/2020**	**water**									110																										
723745		**2/06/2020**	**water**									93																										
RPD												17																										
723745	**BH24 (A)**	**3/06/2020**	**water**	<20	<10	<20	<20	13	26	550	440	3.4	12	12	0.0058	0.0055	79			10	10	21	21	<0.5	<0.5	0.045	0.042	58	25	25	4.7	4.7	4.2	110	110	2.4	2.4
723745	**BH24 (A)**	**3/06/2020**	**water**					13		540																												
RPD								0		2																												
723745	**BH24 (B)**	**3/06/2020**	**water**	<20	<10	<20	<20	13	26	540	430	3.4	12	12	0.0055	0.0041	78			9.9	8.6	20	20	<0.5	<0.5	0.043	0.037	58	25	22	4.6	4.1	4.2	110	110	2.3	2.1
723745	**BH24 (B)**	**3/06/2020**	**water**										11							9.3		19		<0.5		0.039			23		4.2			100		2.2	
RPD													9							6		5		0		10			8		9			10		4	
723745		**8/06/2020**	**water**													<0.0002																						
723745		**8/06/2020**	**water**													<0.0002																						
RPD																0																						
730981	**SITE 1**	**6/07/2020**	**water**	<20	<10	<20	<20	2.8	4.4	2,600	2,400	50	17	18	0.025	0.024	180			12	12	11	10	39	37	0.006	0.005	470	23	23	9.9	9.7	1.8	190	190	21	21
730981	**SITE 1**	**6/07/2020**	**water**											17		0.023					13		11		36		0.005			23		9.9			180		22
RPD														6		4					8		10		3		0			0		2			5		5
730981		**8/07/2020**	**water**					70		<5																												
730981		**8/07/2020**	**water**					74		<5																												
RPD								6		0																												
730981		**8/07/2020**	**water**	<20	<10	<20	<20																															
730981		**8/07/2020**	**water**	<20	<10	<20	<20																															
RPD				0	0	0	0																															
730981		**8/07/2020**	**water**																	<0.001		0.046		15					0.22		0.0029					0.02	
730981		**8/07/2020**	**water**																	<0.001		0.046		15					0.21		0.0028					0.02	
RPD																				0		0		0					5		4					0	
730981		**9/07/2020**	**water**										12		0.00043											0.058								<5				
730981		**9/07/2020**	**water**										12		0.00042											0.055								<5				
RPD													0		2											5								0				
730981		**9/07/2020**	**water**						7,100																													
730981		**9/07/2020**	**water**						6,800																													
RPD									4																													
730981		**9/07/2020**	**water**														67											69					46					
730981		**9/07/2020**	**water**														67											69					46					
RPD																	0											0					0					
731544		**9/07/2020**	**water**														67											69										
731544		**9/07/2020**	**water**														67											69										
RPD																	0											0										
731544	**BH12C**	**10/07/2020**	**water**	41	<10	<20	41	9.5	2.2	21	59	3.3	<0.05	<0.05	<0.0002	<0.0002	4.2			<0.001	<0.001	0.003	0.003	0.59	<0.05	<0.001	<0.001	12	0.094	0.086	<0.001	<0.001	<0.5	<5	<5	0.01	<0.005
731544	**BH12C**	**10/07/2020**	**water**	33	<10	<20	33																															
RPD				22	0	0	22																															
731544	**BH13B**	**10/07/2020**	**water**	200	<10	<20	200	6.1	8.8	930	1,200	3.4	<0.05	<0.05	0.0015	0.0015	31			0.084	0.082	0.26	0.26	0.06	<0.05	<0.001	<0.001	270	1.3	1.1	0.24	0.22	1.1	<5	<5	0.36	0.33
731544	**BH13B**	**10/07/2020**	**water**	170	<10	<20	170	6.4		970																												
RPD				16	0	0	16	5		4																												
731544	**BH4B**	**10/07/2020**	**water**	<20	<10	<20	<20	11	26	590	440	71	16	14	0.0044	0.0044	83			10	8.8	23	19	2.7	0.21	0.084	0.048	57	25	21	4.8	4.4	3.9	150	130	2.4	2.2
731544	**BH4B**	**10/07/2020**	**water**										16		0.0046					10		23		2.8		0.089			25		5			160		2.5	
RPD													0		4					0		0		4		6			0		4			6		4	
731544	**BH4G**	**10/07/2020**	**water**	<20	<10	<20	<20	12	23	480	370	100	9.5	9.1	0.0037	0.0035	67			7.4	6.8	12	10	7	4.4	0.036	0.034	50	19	17	3.6	3.4	3.9	69	66	1.5	1.5
731544	**BH4G**	**10/07/2020**	**water**									99	9.1		0.0035						6.8		10	4.3		0.034				17	3.5			67		1.5	
RPD												1	4		6						0		0	48		6				0	3			3		0	
731544	**BH21**	**11/07/2020**	**water**	<20	<10	<20	<20	8.2	12	910	770	800	37	37	0.021	0.02	56			13	12	24	23	1.5	0.15	0.09	0.085	150	11	10	8.2	7.6	4.5	190	180	9.4	8.6
731544	**BH21**	**11/07/2020**	**water**										38		0.021					13		24		1.6		0.091			11		8.2			190		9.2	
RPD													3		0					0		0		6		1			0		0			0		2	
730981		**13/07/2020**	**water**									79																										
730981		**13/07/2020**	**water**									78																										
RPD												1																										
731544	**GS200**	**13/07/2020**	**water**	<20	<10	<20	<20	3.7	5	1,700	1,700	3.2	2.4	2.2	0.012	0.011	140			5.6	5.4	2	2	0.26	0.15	0.007	0.007	320	10	10	4.9	4.7	2	45	45	9.9	9.6
731544	**GS200**	**13/07/2020**	**water**										2.1		0.011					5.6		2		0.15		0.006			10		4.9			43		9.9	
RPD													13		9					0		0		54		15			0		0			5		0	
731544	**SITE1**	**13/07/2020**	**water**	<20	<10	<20	<20	3.3	4.2	2,300	2,100	16	13	13	0.023	0.023	160			9.7	9.7	3.9	4.1	23	21	0.005	0.005	410	16	16	8.1	8.1	1.9	160	170	18	18
731544	**SITE1**	**13/07/2020**	**water**	<20	<10	<20	<20																															
RPD				0	0	0	0																															
731544	**SITE2**	**13/07/2020**	**water**	53	<10	<20	53	4.5	7.2	210	230	1.3	<0.05	<0.05	0.0002	0.0003	32			0.012	0.009	0.018	0.012	<0.05	<0.05	0.003	<0.001	38	0.02	0.009	0.027	0.03	1.5	<5	<5	0.028	0.028
731544	**SITE2**	**13/07/2020**	**water**					4.6		210																												
RPD								2		0																												
744810		**24/08/2020**	**water**									12																										
744810		**24/08/2020**	**water**									14																										
RPD												15																										
744810		**1/09/2020**	**water**												<0.0002																							
744810		**1/09/2020**	**water**												<0.0002																							
RPD															0																							
744810		**4/09/2020**	**water**																		0.0043		<0.001							0.5		0.0019						0.008
744810		**4/09/2020**	**water**																		0.0044		<0.001							0.49		0.0018						0.0084
RPD																					2		0							2		5						5
744810		**15/09/2020**	**water**					310		480																												
744810		**15/09/2020**	**water**					330		520																												
RPD								6		8																												
744810		**16/09/2020**	**water**						13								6.8											4.3					5					
744810		**16/09/2020**	**water**						12								5.9											4					5					
RPD									8								14											7					0					
744810		**17/09/2020**	**water**	1,200	<20	<20	1,200																															
744810		**17/09/2020**	**water**	1,100	<20	<20	1,100																															
RPD				9	0	0	9																															
744810		**18/09/2020**	**water**										<0.05							<0.001		<0.001		<0.05		<0.001			<0.005		<0.001			<5		<0.005	
744810		**18/09/2020**	**water**										<0.05							<0.001		<0.001		<0.05		<0.001			<0.005		<0.001			<5		<0.005	
RPD													0							0		0		0		0			0		0			0		0	
784672		**29/10/2020**	**water**																											0.2								
784672		**29/10/2020**	**water**																											0.21								
RPD																														5								
765347		**14/12/2020**	**water**					54		18																												
765347		**14/12/2020**	**water**					54		24																												
RPD								0		29																												
765347	**SITE1**	**21/12/2020**	**water**	20	<10	<20	20	6.5	<5	99	100	16	1.0	0.07	0.0003	0.0003	7.7			0.097	0.097	0.17	0.093	0.48	0.08	0.003	<0.001	20	0.35	0.35	0.077	0.076	<5	8	<5	0.11	0.097
765347	**SITE1**	**21/12/2020**	**water**	20	<10	<20	20																															
RPD				0	0	0	0																															
765347	**SITE5**	**21/12/2020**	**water**	<20	<10	<20	<20	35	7.2	74	55	1.3	0.11	<0.05	<0.0002	<0.0002	8.2			0.015	0.015	0.020	0.012	0.55	0.22	0.003	<0.001	8.3	0.12	0.12	0.009	0.007	2.8	<5	<5	0.017	0.015
765347	**SITE5**	**21/12/2020**	**water**											<0.05		<0.0002					0.014		0.011		0.21		<0.001			0.12		0.007			<5		0.015	
RPD														0		0					7		9		5		0			0		0			0		0	
765347		**22/12/2020**	**water**										<0.5		<0.002					<0.01		0.69		0.83		<0.01			0.042		<0.01			<50		0.1	
765347		**22/12/2020**	**water**										<0.5		<0.002					<0.01		0.76		0.93		<0.01			0.047		<0.01			<50		0.11	
RPD													0		0					0		10		11		0			11		0			0		10	
765347		**22/12/2020**	**water**						340								340											120					7.8				

				Inorganics									Metals																									
				Alkalinity (Bicarbonate as CaCO3)	Alkalinity (Carbonate as CaCO3)	Alkalinity (Hydroxide) as CaCO3	Alkalinity (total) as CaCO3	Chloride	Sodium	Sulphate	Hardness as CaCO3	Total Suspended Solids (Lab)	Aluminium	Aluminium (filtered)	Cadmium	Cadmium (filtered)	Calcium	Chromium (III+VI)	Chromium (III+VI) (filtered)	Cobalt	Cobalt (filtered)	Copper	Copper (filtered)	Iron	Iron (filtered)	Lead	Lead (filtered)	Magnesium	Manganese	Manganese (filtered)	Nickel	Nickel (filtered)	Potassium	Uranium	Uranium (filtered)	Zinc	Zinc (filtered)
				mg/L	mg/L	mg/L	mg/L	mg/L	mg/L	mg/L	mg/L	mg/L	mg/L	mg/L	mg/L	mg/L	mg/L	mg/L	mg/L	mg/L	mg/L	mg/L	mg/L	mg/L	mg/L	mg/L	mg/L	mg/L	mg/L	mg/L	mg/L	mg/L	µg/L	µg/L	mg/L	mg/L
765347		22/12/2020	water						310								280											98					6.9					
RPD									9								19											20					12					
765944		23/12/2020	water					2.9		11																												
765944		23/12/2020	water					2.3		9.3																												
RPD								23		17																												
765944	SITE2	28/12/2020	water	45	<10	<20	45	19	5	180	180	2.6	<0.05	<0.05	<0.0002	<0.0002	31	<0.001	<0.001	0.007	0.002	0.016	0.009	0.09	<0.05	0.01	<0.001	26	0.16	0.11	0.017	0.017	1.3	<5	<5	0.02	0.02
765944	SITE 2	28/12/2020	water	45	<10	<20	45																															
RPD				0	0	0	0																															
765944	SITE5	28/12/2020	water	35	<10	<20	35	4.6	4.3	130	130	<1	<0.05	<0.05	<0.0002	<0.0002	21	<0.001	<0.001	0.003	0.003	0.008	0.004	0.16	0.05	0.001	<0.001	18	0.017	0.017	0.006	0.006	1.2	<5	<5	0.009	0.009
765944	SITE 5 A	28/12/2020	water														21											18										
RPD																	0											0										
765944	SITE5	28/12/2020	water	37	<10	<20	37	17	5.7	110	130	<1	<0.05	<0.05	<0.0002	<0.0002	22	<0.001	<0.001	0.003	0.003	0.008	0.004	0.15	0.05	0.001	<0.001	19	0.017	0.017	0.006	0.006	1.4	<5	<5	0.012	0.012
765944	SITE 5 B	28/12/2020	water	38	<10	<20	38							<0.05		<0.0002			<0.001		0.003		0.004		0.05		<0.001			0.016		0.006			<5		0.012
RPD				3	0	0	3							0		0			0		0		0		0		0			6		0			0		0
765944	TREAT1	28/12/2020	water	<20	24	<20	32	5.7	1.7	71	110	37	<0.05	<0.05	<0.0002	<0.0002	30	<0.001	<0.001	0.026	<0.001	0.24	0.006	<0.05	<0.05	0.058	0.033	7.8	0.027	<0.005	0.016	<0.001	0.6	<5	<5	0.011	<0.005
765944	TREAT 1	28/12/2020	water									31	<0.05		<0.0002			<0.001		0.026		0.24		<0.05		0.056			0.027		0.016			<5		0.014	
RPD												18	0		0			0		0		0		0		4			0		0			0		24	
769535		19/01/2021	water					9,900		1,500																												
769535		19/01/2021	water					13,000		1,500																												
RPD								27		0																												
769539		19/01/2021	water					9,900		1,500																												
769539		19/01/2021	water					13,000		1,500																												
RPD								27		0																												
769535		22/01/2021	water									30																										
769535		22/01/2021	water									33																										
RPD												10																										
769539		25/01/2021	water						<5								<5											<5					<5					
769539		25/01/2021	water						<5								<5											<5					<5					
RPD									0								0											0					0					
769535		25/01/2021	water	<20	<10	<20	<20																															
769535		25/01/2021	water	<20	<10	<20	<20																															
RPD				0	0	0	0																															
769539	GS 200	25/01/2021	water	35	<10	<20	35	35	<5	57	67	2.2	0.20	<0.05	<0.0002	<0.0002	6.0	<0.001	<0.001	0.029	0.025	0.059	0.028	0.76	<0.05	0.002	<0.001	13	0.12	0.095	0.028	0.026	<5	<5	<5	0.041	0.030
769539	GS 200	25/01/2021	water										0.19		<0.0002			<0.001		0.028		0.054		0.73		0.001			0.11		0.026			<5		0.052	
RPD													5		0			0		4		9		4		67			9		7			0		24	
769535	SITE 4	25/01/2021	water	<20	<10	<20	<20	36	<5	11	<5	1.5	0.11	0.05	<0.0002	<0.0002	<5	<0.001	<0.001	<0.001	<0.001	0.001	<0.001	0.24	0.09	<0.001	<0.001	<5	0.007	<0.005	<0.001	<0.001	<5	<5	<5	<0.005	<0.005
769535	SITE 4	25/01/2021	water						<5								<5											<5					<5					
RPD									0								0											0					0					
769539	SITE 4	25/01/2021	water	<20	<10	<20	<20	45	<5	<5	<5	2.2	0.11	<0.05	<0.0002	<0.0002	<5	<0.001	<0.001	<0.001	<0.001	0.001	<0.001	0.21	0.08	<0.001	<0.001	<5	0.007	<0.005	<0.001	<0.001	<5	<5	<5	0.006	<0.005
769539	SITE 4	25/01/2021	water	<20	<10	<20	<20																															
RPD				0	0	0	0																															
769535	SITE 5	25/01/2021	water	43	<10	<20	43	27	<5	57	32	3.3	0.08	<0.05	<0.0002	<0.0002	<5	<0.001	<0.001	0.003	0.001	0.004	0.004	0.73	0.11	0.001	<0.001	5.6	0.035	0.021	0.002	0.002	<5	<5	<5	0.007	<0.005
769535	SITE 5	25/01/2021	water										0.08		<0.0002			<0.001		0.003		0.004		0.72		0.001			0.035		0.003			<5		0.005	
RPD													0		0			0		0		0		1		0			0		40			0		33	
769535	SITE 5	25/01/2021	water	66	<10	<20	66	<1	8.1	64	90	12	0.15	<0.05	<0.0002	<0.0002	13	<0.001	<0.001	0.008	<0.001	0.018	0.011	2.1	<0.05	0.005	<0.001	14	0.084	0.007	0.006	0.005	<5	<5	<5	0.009	<0.005
769535	SITE 5	25/01/2021	water											<0.05		<0.0002			<0.001		<0.001		0.011		<0.05		<0.001			0.007		0.005			<5		<0.005
RPD														0		0			0		0		0		0		0			0		0			0		0
769539	SITE 5	25/01/2021	water	61	<10	<20	61	26	7.8	77	94	10	0.12	<0.05	<0.0002	<0.0002	13	<0.001	<0.001	0.006	<0.001	0.016	0.011	1.6	<0.05	0.004	<0.001	15	0.062	0.007	0.005	0.005	<5	<5	<5	0.007	<0.005
769539	SITE 5	25/01/2021	water									9.2																										
RPD												8																										
769539		29/01/2021	water											2.4		<0.0002			0.002		<0.001		0.006		0.82		<0.001			<0.005		0.002			<5		0.006	
769539		29/01/2021	water											2.3		<0.0002			0.002		<0.001		0.006		0.75		<0.001			<0.005		0.002			<5		0.006	
RPD														4		0			0		0		0		9		0			0		0			0		0	
776508		1/02/2021	water																									2,100										
776508		1/02/2021	water																									2,300										
RPD																												9										
773234	SITE 1	8/02/2021	water	<20	<10	<20	<20	5.3	4.0	28	30	1.2	0.35	0.08	<0.0002	<0.0002	2.2	<0.001	<0.001	0.020	0.021	0.063	0.045	0.43	0.09	0.002	<0.001	5.8	0.089	0.095	0.021	0.023	1.0	<5	<5	0.019	0.017
773234	SITE 1	8/02/2021	water					6.7	4.1	30							2.9											6.7					1.0					
RPD								23	2	7							27											14					0					
773234	TREAT 01	8/02/2021	water	<20	29	<20	48	6.2	2.6	110	160	11	<0.05	<0.05	<0.0002	<0.0002	27	0.001	<0.001	0.011	<0.001	0.072	0.005	<0.05	<0.05	0.017	0.003	24	0.019	<0.005	0.008	0.001	1.0	<5	<5	0.015	<0.005
773234	TREAT 01	8/02/2021	water									12																										
RPD												9																										
773234	WAND 01	8/02/2021	water	<20	<10	<20	<20	3.4	2.7	310	320	4.9	0.63	0.09	0.0008	0.0007	24	0.002	<0.001	0.15	0.16	0.48	0.46	0.36	0.23	<0.001	<0.001	63	0.28	0.30	0.16	0.16	1.0	31	26	0.20	0.21
773234	WAND 01	8/02/2021	water										0.64	0.09	0.0008	0.0008		0.002	<0.001	0.15	0.16	0.48	0.48	0.36	0.25	0.001	<0.001		0.28	0.31	0.15	0.17		31	26	0.21	0.22
RPD													2	0	0	13		0	0	0	0	0	4	0	8	0	0		0	3	6	6		0	0	5	5
773234		10/02/2021	water	<20	<10	<20	<20																															
773234		10/02/2021	water	<20	<10	<20	<20																															
RPD				0	0	0	0																															
776508		22/02/2021	water									160																										
776508		22/02/2021	water									140																										
RPD												13																										
776508	GS200	22/02/2021	water	<20	<10	<20	<20	29	2.2	59	50	4.0	0.15	<0.05	<0.0002	<0.0002	4.9	0.14	<0.001	0.042	0.041	0.092	0.051	0.98	<0.05	<0.001	<0.001	9.2	0.17	0.16	0.11	0.040	0.5	<5	<5	0.046	0.039
776508	GS200	22/02/2021	water	<20	<10	<20	<20																															
RPD				0	0	0	0																															
776508	SITE2	22/02/2021	water	29	<10	<20	29	2.4	2.8	84	100	6.6	0.08	<0.05	<0.0002	<0.0002	17	0.16	0.002	0.014	<0.001	0.027	0.007	0.88	<0.05	0.014	<0.001	15	0.078	0.005	0.096	0.015	0.6	<5	<5	0.029	0.016
776508	SITE2	22/02/2021	water					2.5		97																												
RPD								4		14																												
776508		24/02/2021	water										0.13		<0.0002			0.025		0.0016		0.002		13		<0.001			0.18		0.014			<5		0.011	
776508		24/02/2021	water										0.13		<0.0002			0.025		0.0017		0.002		13		<0.001			0.18		0.014			<5		0.013	
RPD													0		0			0		6		0		0		0			0		0			0		17	
776508		26/02/2021	water											<0.05		<0.0002			<0.001		<0.001		<0.001		<0.05		<0.001			<0.005		<0.001			<5		<0.005
776508		26/02/2021	water											<0.05		<0.0002			<0.001		<0.001		<0.001		<0.05		<0.001			<0.005		<0.001			<5		<0.005
RPD														0		0			0		0		0		0		0			0		0			0		0
778099		26/02/2021	water							<5																												
778099		26/02/2021	water							<5																												
RPD										0																												
778104		26/02/2021	water							<5																												
778104		26/02/2021	water							<5																												
RPD										0																												
778106		26/02/2021	water							<5																												
778106		26/02/2021	water							<5																												
RPD										0																												
778104		1/03/2021	water									13																										
778104		1/03/2021	water									10																										
RPD												26																										
778106		1/03/2021	water									13																										
778106		1/03/2021	water									10																										
RPD												26																										
778104		1/03/2021	water					1.5																														
778104		1/03/2021	water					1.6																														
RPD								6																														
778106		1/03/2021	water					1.5																														
778106		1/03/2021	water					1.6																														
RPD								6																														
778104		1/03/2021	water										0.06		0.0002			<0.001		0.054		0.31		<0.05		0.17			0.087		0.040			<5		0.048	
778104		1/03/2021	water										0.07		0.0002			<0.001		0.054		0.32		<0.05		0.17			0.086		0.042			<5		0.045	
RPD													15		0			0		0		3		0		0			1		5			0		6	
778106		1/03/2021	water										0.06		0.0002			<0.001		0.054		0.31		<0.05		0.17			0.087		0.040			<5		0.048	
778106		1/03/2021	water										0.07		0.0002			<0.001		0.054		0.32		<0.05		0.17			0.086		0.042			<5		0.045	
RPD													15		0			0		0		3		0		0			1		5			0		6	
778099	SITE5	1/03/2021	water	<20	<10	<20	<20	1.5	<5	8.5	13	3.0	<0.05	<0.05	<0.0002	<0.0002	<5	<0.001	<0.001	<0.001	<0.001	0.003	0.002	0.39	0.17	0.001	<0.001	<5	0.020	0.017	0.001	<0.001	<5	<5	<5	<0.005	<0.005
778099	SITE5	1/03/2021	water	<20	<10	<20	<20	1.6																														
RPD				0	0	0	0	6																														
778099	TREAT01	1/03/2021	water	30	10	<20	40	2.5	<5	87	130	9.8	0.06	<0.05	0.0002	<0.0002	20	<0.001	<0.001	0.054	0.011	0.31	0.020	<0.05	<0.05	0.17	0.093	20	0.087	0.016	0.040	0.010	<5	<5	<5	0.048	0.006
778099	TREAT01	1/03/2021	water										0.07		0.0002			<0.001		0.054		0.32		<0.05		0.17			0.086		0.042			<5		0.045	
RPD													15		0			0		0		3		0		0			1		5			0		6	
776508		2/03/2021	water						55								11																					
776508		2/03/2021	water						56								10																					
RPD									2								10																					
776508		3/03/2021	water																														5.4					
776508		3/03/2021	water																														5.4					
RPD																																	0					
778106		3/03/2021	water											<0.05		0.0002			<0.001		0.070		0.079		<0.05		<0.001			0.20		0.062			<5		0.078	
778106		3/03/2021	water											<0.05		0.0002			<0.001		0.070		0.081		<0.05		<0.001			0.20		0.063			<5		0.078	
RPD														0		0			0		0		3		0		0			0		2			0		0	
778106		3/03/2021	water	<20	<10	<20	<20																															
778106		3/03/2021	water	<20	<10	<20	<20																															
RPD				0	0	0	0																															
778104	GS200	3/03/2021	water	<20	<10	<20	<20	2.1	2.9	65	88	4.1	0.18	<0.05	0.0003	0.0002	8.7	<0.001	<0.001	0.070	0.070	0.11	0.079	0.30	<0.05	<0.001	<0.001	16	0.20	0.20	0.057	0.062	0.7	6	<5	0.078	0.078
778104	GS200	3/03/2021	water											<0.05		0.0002			<0.001		0.070		0.081		<0.05		<0.001			0.20		0.063			<5		0.078	
RPD														0		0			0		0		3		0		0			0		2			0		0	
778104	SITE5	3/03/2021	water	<20	<10	<20	<20	3.9	2.7	12	17	<1	0.05	<0.05	<0.0002	<0.0002	1.5	<0.001	<0.001	<0.001	<0.001	0.003	0.002	0.47	0.20	0.001	<0.001	3.1	0.015	0.015	<0.001	<0.001	0.7	<5	<5	<0.005	<0.005
778104	SITE5	3/03/2021	water	<20	<10	<20	<20																															
RPD				0	0	0	0																															
778099		4/03/2021	water									500																										
778099		4/03/2021	water									510																										
RPD												2																										
778104		4/03/2021	water						180								160											48					41					
778104		4/03/2021	water						180								190											51					42					
RPD									0								17											6					2					
778106		4/03/2021	water						180								160											48					41					
778106		4/03/2021	water						180								190											51					42					
RPD									0								17											6					2					
780087	BH 22	4/03/2021	water	<20	<10	<20	<20	25	12	690	580		14	14	0.0047	0.0046	110	0.001	<0.001	6.4	6.3	19	18	<0.05	<0.05	0.056	0.055	72	10	10	2.5	2.5	5.2	150	140	1.7	1.7
780087	BH 22	4/03/2021	water						12				14	13	0.0047	0.0047	110	0.001	<0.001		6.3		18	<0.05	<0.05	0.056	0.055	73		10	2.5	2.5	5.3	140	140	1.7	1.7

				Inorganics									Metals																							
				Alkalinity (Bicarbonate as CaCO3)	Alkalinity (Carbonate as CaCO3)	Alkalinity (Hydroxide) as CaCO3	Alkalinity (total) as CaCO3	Chloride	Sodium	Sulphate	Hardness as CaCO3	Total Suspended Solids (Lab)	Aluminium	Aluminium (filtered)	Cadmium	Cadmium (filtered)	Calcium	Chromium (III+VI)	Chromium (III+VI) (filtered)	Cobalt	Cobalt (filtered)	Copper	Copper (filtered)	Iron	Iron (filtered)	Lead	Lead (filtered)	Magnesium	Manganese	Manganese (filtered)	Nickel	Nickel (filtered)	Potassium	Uranium	Uranium (filtered)	Zinc	Zinc (filtered)
				mg/L	mg/L	mg/L	mg/L	mg/L	mg/L	mg/L	mg/L	mg/L	mg/L	mg/L	mg/L	mg/L	mg/L	mg/L	mg/L	mg/L	mg/L	mg/L	mg/L	mg/L	mg/L	mg/L	mg/L	mg/L	mg/L	mg/L	mg/L	mg/L	µg/L	µg/L	mg/L	mg/L
RPD									0				0	7	0	2	0	0	0	0	0	0	0	0	0	0	1	0	0	0	0	2	7	0	0	0
780087	BH 11	5/03/2021	water	<20	<10	<20	<20	12	2.0	<5	35		0.06	<0.05	0.0003	<0.0002	3.9	<0.001	<0.001	<0.001	<0.001	0.002	<0.001	0.07	<0.05	0.003	<0.001	6.0	0.088	<0.005	0.003	<0.001	<0.5	<5	<5	0.014	0.013
780087	BH 11	5/03/2021	water	<20	<10	<20	<20																														
RPD				0	0	0	0																														
780087	DAMOUT 1	6/03/2021	water	32	<10	<20	32	15	3.3	76	110		<0.05	<0.05	<0.0002	<0.0002	16	<0.001	<0.001	0.002	0.002	0.009	0.007	<0.05	<0.05	0.001	<0.001	16	0.019	0.018	0.009	0.008	0.7	<5	<5	0.012	0.012
780087	DAMOUT 1	6/03/2021	water										<0.05	<0.05	<0.0002	<0.0002		<0.001	<0.001	0.002	0.002	0.008	0.007	<0.05	<0.05	0.001	<0.001		0.019	0.018	0.008	0.008		<5	<5	0.011	0.013
RPD													0	0	0	0		0	0	0	0	12	0	0	0	0	0		0	0	12	0		0	0	9	8
780087	SITE 1	6/03/2021	water	<20	<10	<20	<20	1.8	2.6	68	80		0.31	0.06	0.0003	0.0003	6.3	<0.001	<0.001	0.069	0.061	0.13	0.079	0.23	<0.05	<0.001	<0.001	16	0.16	0.14	0.062	0.055	0.6	7	<5	0.093	0.082
780087	SITE 1	6/03/2021	water	<20	<10	<20	<20	2.1		68																											
RPD				0	0	0	0	15		0																											
780093		8/03/2021	water										1.2		<0.0002			0.0017		0.025		0.0049		1.4		0.0053			0.43		0.0011			<5		0.033	
780093		8/03/2021	water										1.2		<0.0002			0.0015		0.024		0.0049		1.3		0.0051			0.42		<0.001			<5		0.032	
RPD													0		0			12		4		0		7		4			2		10			0		3	
780093	SITE 1	8/03/2021	water	<20	<10	<20	<20	4.3	6.5	65	77	11	0.40	0.06	0.0002	0.0002	6.0	<0.001	<0.001	0.055	0.053	0.12	0.073	0.33	<0.05	<0.001	<0.001	15	0.16	0.15	0.052	0.048	1.5	7	<5	0.076	0.070
780093	SITE 1	8/03/2021	water						6.6								6.2											15					2.1				
RPD									2								3											0					33				
780093	SITE 5	8/03/2021	water	25	<10	<20	25	1.8	7.0	45	66	1.7	<0.05	<0.05	<0.0002	<0.0002	11	<0.001	<0.001	0.002	0.002	0.006	0.002	0.31	0.06	0.001	<0.001	9.7	0.026	0.022	0.003	0.003	1.7	<5	<5	0.006	<0.005
780093	SITE 5	8/03/2021	water					1.9		47																											
RPD								5		4																											
780093	TREAT01	8/03/2021	water	<20	21	<20	39	3.3	6.3	92	140	1.4	<0.05	<0.05	<0.0002	<0.0002	14	0.001	<0.001	0.004	<0.001	0.005	0.001	<0.05	<0.05	0.003	<0.001	24	0.013	<0.005	0.005	0.002	2.3	<5	<5	0.006	<0.005
780093	TREAT01	8/03/2021	water					4.2		91				<0.05		<0.0002			<0.001		<0.001		0.002		<0.05		<0.001			<0.005		0.002			<5		<0.005
RPD								24		1				0		0			0		0		67		0		0			0		0			0		0
783019		10/03/2021	water						31																												
783019		10/03/2021	water						31																												
RPD									0																												
780093		10/03/2021	water	2,000	<10	<20	2,000																														
780093		10/03/2021	water	2,000	<10	<20	2,000																														
RPD				0	0	0	0																														
782067		15/03/2021	water											<0.05		<0.0002			<0.001		0.0012		0.0091		<0.05		<0.001			<0.005		0.0081			<5		0.011
782067		15/03/2021	water											<0.05		<0.0002			<0.001		0.0011		0.0089		<0.05		<0.001			<0.005		0.0081			<5		0.01
RPD														0		0			0		9		2		0		0			0		0			0		10
782067		15/03/2021	water					18		<5																											
782067		15/03/2021	water					23		<5																											
RPD								24		0																											
782069	SITE 2	15/03/2021	water	50	<10	<20	50	2.3	3.1	88	130	<1	<0.05	<0.05	<0.0002	<0.0002	19	<0.001	<0.001	0.001	0.001	0.009	0.009	<0.05	<0.05	<0.001	<0.001	21	<0.005	<0.005	0.007	0.008	0.7	<5	<5	0.011	0.011
782069	SITE 2	15/03/2021	water										<0.05	<0.05	<0.0002	<0.0002		<0.001	<0.001	0.001	0.001	0.010	0.009	<0.05	<0.05	<0.001	<0.001		0.005	<0.005	0.007	0.008		<5	<5	0.014	0.010
RPD													0	0	0	0		0	0	0	0	11	0	0	0	0	0		0	0	0	0		0	0	24	10
782069	SITE 4	15/03/2021	water	<20	<10	<20	<20	18	1.5	<5	<5	<1	<0.05	<0.05	<0.0002	<0.0002	<0.5	<0.001	<0.001	<0.001	<0.001	<0.001	<0.001	0.09	0.08	<0.001	<0.001	<0.5	0.007	0.007	<0.001	<0.001	0.6	<5	<5	<0.005	<0.005
782069	SITE 4	15/03/2021	water					23		<5																											
RPD								24		0																											
782069	WAND 01	15/03/2021	water	<20	<10	<20	<20	4.7	2.4	350	330	3.5	0.97	0.29	0.0008	0.0010	26	<0.001	<0.001	0.23	0.25	0.59	0.59	0.76	0.68	0.002	0.001	64	0.44	0.43	0.25	0.26	1.1	41	38	0.32	0.33
782069	WAND 01	15/03/2021	water	<20	<10	<20	<20																														
RPD				0	0	0	0																														
782069		18/03/2021	water									<1																									
782069		18/03/2021	water									<1																									
RPD												0																									
782067	GS200	18/03/2021	water	690	<10	<20	690	<1	<0.5	25	6.2	<1	0.16	<0.05	<0.0002	<0.0002	<0.5	<0.001	<0.001	0.006	0.005	0.013	0.010	0.23	0.07	0.001	<0.001	1.2	0.028	0.022	0.006	0.005	0.7	<5	<5	0.009	0.010
782067	GS200	18/03/2021	water	570	<10	<20	570																														
RPD				19	0	0	19																														
782067	SITESA	18/03/2021	water	61	<10	<20	61	23	1.5	7.3	11	<1	0.09	<0.05	<0.0002	<0.0002	1.0	<0.001	<0.001	<0.001	<0.001	0.003	0.002	0.30	0.10	<0.001	<0.001	2.0	<0.005	<0.005	<0.001	<0.001	0.5	<5	<5	<0.005	<0.005
782067	SITESA	18/03/2021	water									<1																									
RPD												0																									
782067	TREAT01	18/03/2021	water	<20	34	<20	42	23	1.2	47	86	3.2	<0.05	<0.05	<0.0002	<0.0002	15	0.001	<0.001	0.009	0.001	0.054	0.007	<0.05	<0.05	0.017	0.004	12	0.019	<0.005	0.007	0.001	<0.5	<5	<5	0.013	<0.005
782067	TREAT01	18/03/2021	water										<0.05		<0.0002			0.001		0.009		0.055		<0.05		0.018			0.020		0.008			<5		0.017	
RPD													0		0			0		0		2		0		6			5		13			0		27	
782067		22/03/2021	water						77								20											27									
782067		22/03/2021	water						78								21											27									
RPD									1								5											0									
782069		22/03/2021	water						77								20											27									
782069		22/03/2021	water						78								21											27									
RPD									1								5											0									
783019	SITES	22/03/2021	water	<20	<10	<20	<20	1.7	2	12	19	1	0.05	<0.05	<0.0002	<0.0002	1.9	<0.001	<0.001	<0.001	<0.001	0.002	<0.001	0.34	0.11	<0.001	<0.001	3.5	0.008	0.008	<0.001	<0.001	<0.5	<5	<5	<0.005	<0.005
783019	SITES	22/03/2021	water	<20	<10	<20	<20																														
RPD				0	0	0	0																														
783019	SITESA	22/03/2021	water	<20	<10	<20	<20	11	2.4	12	19	<1	<0.05	<0.05	<0.0002	<0.0002	1.9	<0.001	<0.001	<0.001	<0.001	<0.001	<0.001	0.39	0.12	<0.001	<0.001	3.5	0.009	0.009	<0.001	<0.001	0.5	<5	<5	<0.005	<0.005
783019	SITESA	22/03/2021	water										<0.05	<0.05	<0.0002	<0.0002		<0.001	<0.001	<0.001	<0.001	<0.001	<0.001	0.39	0.13	<0.001	<0.001		0.01	0.01	<0.001	<0.001		<5	<5	<0.005	<0.005
RPD													0	0	0	0		0	0	0	0	0	0	0	8	0	0		11	11	0	0		0	0	0	0
783019		23/03/2021	water																														56				
783019		23/03/2021	water																														56				
RPD																																	0				
783019		25/03/2021	water														110											93									
783019		25/03/2021	water														120											96									
RPD																	9											3									
784672	SITE4	29/03/2021	water	<20	<10	<20	<20	1.3	1.5	<5	28	<1	0.07	<0.05	<0.0002	<0.0002	8.4	<0.001	<0.001	<0.001	<0.001	<0.001	<0.001	0.19	0.07	<0.001	<0.001	1.8	<0.005	<0.005	<0.001	<0.001	0.7	<5	<5	<0.005	<0.005
784672	SITE4	29/03/2021	water	<20	<10	<20	<20																														
RPD				0	0	0	0																														
784672	SITES(A)	29/03/2021	water	28	<10	<20	28	12	2.6	43	80	<1	<0.05	<0.05	<0.0002	<0.0002	13	<0.001	<0.001	<0.001	0.001	0.002	<0.001	0.25	<0.05	<0.001	<0.001	11	0.017	0.017	0.002	0.002	0.6	<5	<5	<0.005	<0.005
784672	SITES(A)	29/03/2021	water					3.8		45																											
RPD								104		5																											
784672	TREAT01	29/03/2021	water	55	<10	<20	55	2.7	2.4	80	130	<1	<0.05	<0.05	<0.0002	<0.0002	14	0.001	<0.001	0.001	<0.001	0.002	<0.001	<0.05	<0.05	<0.001	<0.001	24	0.005	<0.005	0.004	0.003	0.8	<5	<5	<0.005	<0.005
784672	TREAT01	29/03/2021	water									<1																									
RPD												0																									
784672	WAND01	29/03/2021	water	<20	<10	<20	<20	1.6	2.4	340	310	2.1	0.35	0.21	0.0008	0.0009	24	<0.001	<0.001	0.21	0.20	0.55	0.51	0.60	0.60	<0.001	<0.001	60	0.38	0.35	0.23	0.22	1.1	34	34	0.27	0.26
784672	WAND01	29/03/2021	water	<20	<10	<20	<20																														
RPD				0	0	0	0																														
784672		30/03/2021	water										35		0.011			0.14		0.012		8.9		34		0.23			1.1		0.16			<50		16	
784672		30/03/2021	water										29		0.011			0.11		0.012		7.4		28		0.19			0.91		0.13			<50		13	
RPD													19		0			24		0		18		19		19			19		21			0		21	
784672		31/03/2021	water																		0.0013				1.1							0.04					0.0057
784672		31/03/2021	water																		0.0013				1.3							0.042					0.0057
RPD																					0				17							5					0
784672		31/03/2021	water											<0.05		<0.0002			<0.001				<0.001				<0.001								<5		
784672		31/03/2021	water											<0.05		<0.0002			<0.001				<0.001				<0.001								<5		
RPD														0		0			0				0				0								0		
787444		4/04/2021	water						8.5								150											70					5.3				
787444		4/04/2021	water						8.4								150											70					5.3				
RPD									1								0											0					0				
787455		4/04/2021	water							810																											
787455		4/04/2021	water							830																											
RPD										2																											
787456		4/04/2021	water							810																											
787456		4/04/2021	water							830																											
RPD										2																											
787444	SITE 2	5/04/2021	water	42	<10	<20	42	16	3.3	88	130	2.8	<0.05	<0.05	<0.0002	<0.0002	15	0.006	<0.001	0.003	<0.001	0.012	0.008	0.08	<0.05	0.002	<0.001	12	0.016	<0.005	0.005	0.005	0.8	<5	<5	0.016	0.005
787444	SITE 2	5/04/2021	water											<0.05		<0.0002			<0.001		<0.001		0.008		<0.05		<0.001			<0.005		0.005			<5		0.005
RPD														0		0			0		0		0		0		0			0		0			0		0
787444	SITE 5	5/04/2021	water	21	<10	<20	21	14	2.5	11	19	5.5	<0.05	<0.05	<0.0002	<0.0002	1.8	<0.001	<0.001	0.005	0.005	0.013	0.011	0.55	0.13	<0.001	<0.001	3.6	0.030	0.030	0.003	0.003	0.6	<5	<5	<0.005	<0.005
787444	SITE 5	5/04/2021	water										<0.05		<0.0002			<0.001		0.005		0.012		0.51		<0.001			0.030		0.003			<5		<0.005	
RPD													0		0			0		0		8		8		0			0		0			0		0	
787455		7/04/2021	water						22								16											18					2.7				
787455		7/04/2021	water						22								13											17					2.7				
RPD									0								21											6					0				
787444		8/04/2021	water									71																									
787444		8/04/2021	water									77																									
RPD												8																									
787444		9/04/2021	water					160		32																											
787444		9/04/2021	water					180		33																											
RPD								12		3																											
787455		9/04/2021	water					160																													
787455		9/04/2021	water					180																													
RPD								12																													
787456		9/04/2021	water					160																													
787456		9/04/2021	water					180																													
RPD								12																													
787455		12/04/2021	water									23																									
787455		12/04/2021	water									23																									
RPD												0																									
787456		12/04/2021	water									23																									
787456		12/04/2021	water									23																									
RPD												0																									
787455		12/04/2021	water										<0.05	<0.05	<0.0002	<0.0002		<0.001	0.0011	0.0024	0.0027	0.0064	0.0017	0.76	0.22	0.0032	<0.001		0.07	0.067	0.0015	0.0016		<5	<5	<0.005	<0.005
787455		12/04/2021	water										<0.05	<0.05	<0.0002	<0.0002		<0.001	0.0013	0.0023	0.0029	0.0065	0.002	0.74	0.23	0.0031	<0.001		0.07	0.069	0.0016	0.0018		<5	<5	0.005	<0.005
RPD													0	0	0	0		0	17	4	7	2	16	3	4	3	0		0	3	6	12		0	0	0	0
787456	SITE 2	12/04/2021	water	45	<10	<20	45	5.3	3.2	92	130	2.4	<0.05	<0.05	<0.0002	<0.0002	17	<0.001	<0.001	<0.001	<0.001	0.008	0.008	<0.05	<0.05	<0.001	<0.001	22	<0.005	<0.005	0.006	0.006	0.6	<5	<5	0.006	0.006
787456	SITE 2	12/04/2021	water						3.1								17											23					0.7				
RPD									3								0											4					15				
787456	SITE 5	12/04/2021	water	<20	<10	<20	<20	2.8	2.1	9.1	46	<1	<0.05	<0.05	<0.0002	<0.0002	5.9	<0.001	0.001	0.002	0.003	0.006	0.002	0.76	0.22	0.003	<0.001	7.5	0.070	0.067	0.002	0.002	0.7	<5	<5	<0.005	<0.005
787456	SITE 5	12/04/2021	water										<0.05	<0.05	<0.0002	<0.0002		<0.001	0.001	0.002	0.003	0.007	0.002	0.74	0.23	0.003	<0.001		0.070	0.069	0.002	0.002		<5	<5	0.005	<0.005
RPD													0	0	0	0		0	0	0	0	15	0	3	4	0	0		0	3	0	0		0	0	0	0
788551		13/04/2021	water									62																									
788551		13/04/2021	water									60																									
RPD												3																									
787444		14/04/2021	water	390	<10	<20	390																														
787444		14/04/2021	water	380	<10	<20	380																														
RPD				3	0	0	3																														

				Inorganics									Metals																									
				Alkalinity (Bicarbonate as CaCO3)	Alkalinity (Carbonate as CaCO3)	Alkalinity (Hydroxide) as CaCO3	Alkalinity (total) as CaCO3	Chloride	Sodium	Sulphate	Hardness as CaCO3	Total Suspended Solids (Lab)	Aluminium	Aluminium (filtered)	Cadmium	Cadmium (filtered)	Calcium	Chromium (III+VI)	Chromium (III+VI) (filtered)	Cobalt	Cobalt (filtered)	Copper	Copper (filtered)	Iron	Iron (filtered)	Lead	Lead (filtered)	Magnesium	Manganese	Manganese (filtered)	Nickel	Nickel (filtered)	Potassium	Uranium	Uranium (filtered)	Zinc	Zinc (filtered)
				mg/L	mg/L	mg/L	mg/L	mg/L	mg/L	mg/L	mg/L	mg/L	mg/L	mg/L	mg/L	mg/L	mg/L	mg/L	mg/L	mg/L	mg/L	mg/L	mg/L	mg/L	mg/L	mg/L	mg/L	mg/L	mg/L	mg/L	mg/L	mg/L	µg/L	µg/L	mg/L	mg/L
787455		14/04/2021	water	390	<10	<20	390																															
787455		14/04/2021	water	380	<10	<20	380																															
RPD				3	0	0	3																															
787456		14/04/2021	water	390	<10	<20	390																															
787456		14/04/2021	water	380	<10	<20	380																															
RPD				3	0	0	3																															
788551		14/04/2021	water						6																													
788551		14/04/2021	water						7.1																													
RPD									17																													
788551		14/04/2021	water										0.05	0.094	0.001	0.0011		0.084	0.067	0.021	0.063	0.0028	0.0034	<0.05	<0.05	<0.001	<0.001		2.2	2.8	0.048	0.057		<5	<5	0.13	0.14
788551		14/04/2021	water										0.056	0.097	0.001	0.0012		0.086	0.063	0.021	0.06	0.0028	0.0034	<0.05	<0.05	<0.001	<0.001		2.2	2.8	0.049	0.054		<5	<5	0.14	0.14
RPD													11	3	0	9		2	6	0	5	0	0	0	0	0	0		0	0	2	5		0	0	7	0
788551		14/04/2021	water	48	<10	<20	48																															
788551		14/04/2021	water	46	<10	<20	46																															
RPD				4	0	0	4																															
788551		15/04/2021	water					170		37																												
788551		15/04/2021	water					180		38																												
RPD								6		3																												
788551		15/04/2021	water														68										120					22						
788551		15/04/2021	water														72										120					24						
RPD																	6										0					9						
789469		20/04/2021	water					690																														
789469		20/04/2021	water					680																														
RPD								1																														
789469	RWPAF	20/04/2021	water	<20	<10	<20	<20	2	1.1	620	240	1.4	24	24	0.035	0.035	29	0.005	0.005	13	13	86	86	0.06	0.06	3	3	40	17	16	9.2	9.2	0.9	130	130	14	13
789469	RWPAF	20/04/2021	water							610																												
RPD										2																												
789469	RWTSF	20/04/2021	water	<20	<10	<20	<20	2.1	0.7	280	230	1.1	0.47	0.47	0.0025	0.0025	51	<0.001	<0.001	2.5	2.5	11	11	<0.05	<0.05	0.46	0.46	26	1.1	1.1	1.7	1.7	<0.5	38	38	0.76	0.72
789469	RWTSF	20/04/2021	water						0.8					0.48		0.0026	49		<0.001	2.5					<0.05		0.47	24		1.2		1.8	<0.5		36		0.69
RPD									13					2		4	4		0	0					0		2	8		9		6	0		5		4
789469	SITE5	20/04/2021	water	24	<10	<20	24	1.5	2.7	12	25	2.6	0.05	<0.05	<0.0002	<0.0002	2.9	<0.001	<0.001	0.005	<0.001	0.024	0.008	1	0.2	0.003	<0.001	4.4	0.1	0.035	0.003	0.002	0.8	<5	<5	0.005	<0.005
789469	SITE5	20/04/2021	water										0.05		<0.0002			<0.001		0.005		0.024		1		0.003			0.11		0.003			<5		0.006	
RPD													0		0			0		0		0		0		0			10		0			0		18	
789469	WAND01	20/04/2021	water	<20	<10	<20	<20	2	3.3	630	680	5.2	3.7	3.4	0.0028	0.0028	56	<0.001	<0.001	0.67	0.67	1.4	1.4	1.7	<0.05	0.006	0.003	130	1.1	1.1	0.73	0.73	1.2	130	120	0.94	0.94
789469	WAND01	20/04/2021	water									8																										
RPD												42																										
789469		22/04/2021	water								1,100																											
789469		22/04/2021	water								1,300																											
RPD											17																											
794720		24/04/2021	water																														42					
794720		24/04/2021	water																														42					
RPD																																	0					
791615		26/04/2021	water													<0.0002			<0.001		<0.001		<0.001		<0.05		<0.001			0.011		<0.001			<5		<0.005
791615		26/04/2021	water													<0.0002			<0.001		<0.001		<0.001		<0.05		<0.001			0.011		<0.001			<5		<0.005
RPD																0			0		0		0		0		0			0		0			0		0
791615		27/04/2021	water											<0.05																								
791615		27/04/2021	water											<0.05																								
RPD														0																								
791615	SITE5	27/04/2021	water	29	<10	<20	29	3.8	3.5	28	40	4.5	0.13	<0.05	<0.0002	<0.0002	5.2	<0.001	<0.001	0.007	0.003	0.036	0.004	1.6	0.10	0.022	<0.001	6.6	0.19	0.14	0.004	0.002	4.9	<5	<5	0.007	0.006
791615	SITE5	27/04/2021	water	29	<10	<20	29	2.8		29																												
RPD				0	0	0	0	30		4																												
791615	SITE5B	27/04/2021	water	29	<10	<20	29	2.5	3.6	27	39	11	0.11	<0.05	<0.0002	<0.0002	5.2	<0.001	<0.001	0.006	0.003	0.014	0.004	1.6	0.12	0.009	<0.001	6.3	0.19	0.16	0.003	0.002	4.6	<5	<5	0.022	0.005
791615	SITE5B	27/04/2021	water									9.2	<0.05		<0.0002			<0.001		0.003		0.004		0.12					0.15		0.002			<5		0.005	
RPD												18	75		0			0		67		111		172					24		40			0		126	
791615		28/04/2021	water						1,400								97											330					11					
791615		28/04/2021	water						1,500								97											340					12					
RPD									7								0											3					9					
789469		29/04/2021	water																				0.0014															
789469		29/04/2021	water																				0.0013															
RPD																							7															
793582		30/04/2021	water														6.8																13					
793582		30/04/2021	water														7.2																14					
RPD																	6																7					
793582		30/04/2021	water																	0.034		0.021							0.26									
793582		30/04/2021	water																	0.033		0.020							0.25									
RPD																				3		5							4									
793582		4/05/2021	water						590																													
793582		4/05/2021	water						580																													
RPD									2																													
793582	SITE 5B	4/05/2021	water	56	<10	<20	56	2.6	6.8	54	95	5.1	<0.05	<0.05	<0.0002	<0.0002	14	<0.001	<0.001	0.010	0.009	0.008	0.002	1.2	<0.05	0.003	<0.001	14	0.43	0.43	0.005	0.005	0.8	<5	<5	0.007	0.006
793582	SITE 5B	4/05/2021	water					2.7		59																												
RPD								4		9																												
793582	WAND01	4/05/2021	water	<20	<10	<20	<20	2.2	3.2	780	820	4.8	4.6	4.1	0.0040	0.0040	65	<0.001	<0.001	1.1	1.0	1.5	1.5	0.40	0.20	0.003	0.003	160	1.5	1.4	1.2	1.2	1.5	140	130	1.6	1.5
793582	WAND01	4/05/2021	water											4.2		0.0043			<0.001		1.1		1.5		0.20		0.003			1.4		1.2			130		1.6
RPD														2		7			0		10		0		0		0			0		0			0		6
793582		5/05/2021	water	940	<20	<20	940																															
793582		5/05/2021	water	1,100	<20	<20	1,100																															
RPD				16	0	0	16																															
793582		6/05/2021	water									11																										
793582		6/05/2021	water									11																										
RPD												0																										
793582	BH22	6/05/2021	water	<20	<10	<20	<20	5.7	9.4	780	650	1.9	17	17	0.0053	0.0051	150	<0.001	<0.001	7.1	7.0	21	21	0.22	0.21	0.051	0.041	65	12	12	3.6	3.7	5.3	180	180	2.3	2.1
793582	BH22	6/05/2021	water										17		0.0054			<0.001						0.22		0.051					3.6			180		2.3	
RPD													0		2			0						0		0					0			0		0	
793582		7/05/2021	water																									<5										
793582		7/05/2021	water																									<5										
RPD																												0										
794720		7/05/2021	water						23																													
794720		7/05/2021	water						24																													
RPD									4																													
794720		10/05/2021	water	48	<10	<20	48																															
794720		10/05/2021	water	39	<10	<20	39																															
RPD				21	0	0	21																															
794720		12/05/2021	water					850		110																												
794720		12/05/2021	water					810		110																												
RPD								5		0																												
794720		13/05/2021	water									140																										
794720		13/05/2021	water									140																										
RPD												0																										
796714		17/05/2021	water					140		26																												
796714		17/05/2021	water					140		26																												
RPD								0		0																												
796714		17/05/2021	water									31																										
796714		17/05/2021	water									48																										
RPD												43																										
796714		17/05/2021	water											<0.05		<0.0002			<0.001		<0.001		<0.001		0.054		<0.001			0.049		0.0027			<5		
796714		17/05/2021	water											<0.05		<0.0002			<0.001		<0.001		<0.001		<0.05		<0.001			0.049		0.0027			<5		
RPD														0		0			0		0		0		8		0			0		0			0		
796714		18/05/2021	water						73								20											15										
796714		18/05/2021	water						67								17											15										
RPD									9								16											0										
796714		18/05/2021	water																														9.9					
796714		18/05/2021	water																														10					
RPD																																	1					
796714	SITE 5	18/05/2021	water	150	<10	<20	150	2.7	15	150	210	<1	<0.05	<0.05	<0.0002	<0.0002	34	0.001	<0.001	0.007	0.006	<0.001	<0.001	0.59	<0.05	<0.001	<0.001	29	0.25	0.25	0.007	0.005	<0.5	<5	<5		
796714	SITE 5	18/05/2021	water										<0.05		<0.0002			0.001		0.007		<0.001		0.59		<0.001			0.25		0.006			<5			
RPD													0		0			0		0		0		0		0			0		15			0			

***RPDs have only been considered where a concentration is greater than 1 times the EQL**

****Elevated RPDs are highlighted as per QAQC Profile settings (Acceptable RPDs for each EQL multiplier range are: 50 (1 - 10 x EQL); 30 (10 - 30 x EQL); 20 (> 30 x EQL))**

*****Interlab Duplicates are matched on a per compound basis as methods vary between laboratories. Any methods in the row header relate to those used in the primary laboratory**